

Equity in Athletics Disclosure Act Report

Rutgers, The State University of New Jersey

Newark Campus

October 15, 2011

Institution: Rutgers University-Newark

## Institution Identification

### General Information

Institution Name	<b>Rutgers University-Newark</b>
Address 1 *	249 University Avenue, Blumenthal Hall
Address 2	
City *	Newark
State *	New Jersey
ZIP Code *	07102 -
Telephone *	973 - 353 - 1766 Ext.

### Athletic Department

Athletic Director Name *	Mark Griffin
Address 1 *	Golden Dome Athletic Center
Address 2	42 Warren Street
City *	Newark
State *	New Jersey
ZIP Code *	07102 - 1805
Telephone *	973 - 353 - 1458 Ext.

### Chief Administrative Officer

Chief Administrative Officer's Name *	Richard L. McCormick
Title *	President
Telephone *	848 - 932 - 7454 Ext.
Fax	- -
E-mail Address *	KONCSOL@oldqueens.rutgers.edu

### EADA General

Designated Reporting Year *	
Note: The reporting period must be 12 months. The dates for the reporting year should be consistent from year to year.	
Begins: (MM/DD)	07/01/2010 Ends: (MM/DD) 06/30/2011

Number of full-time undergraduates by gender: The numbers below were reported on your institution's 2010-11 IPEDS Survey and should not be changed unless they were reported incorrectly to IPEDS. If the numbers are incorrect, please call the EADA Help Desk to correct them.

	Number	Percent
Male full-time undergraduates	2744	47
Female full-time undergraduates	3115	53
Total full-time undergraduates	5859	100 %

Athletic Sanctioning Body for the designated reporting year (select one):\*

- NCAA Division I-A
- NCAA Division I-AA
- NCAA Division I-AAA
- NCAA Division II (with football)
- NCAA Division II (without football)
- NCAA Division III (with football)
- NCAA Division III (without football)
- Other
- NAIA Division I
- NAIA Division II
- NAIA Division III
- NJCAA Division I
- NJCAA Division II
- NJCAA Division III
- NCCAA Division I
- NCCAA Division II

Other Description:

**Update Status**

Date Completed

Update Status

**Updated**

# Sports Selection - Men's and Women's Teams

Select the varsity sports teams at your institution.

Sport	Men's	Women's	Sport	Men's	Women's
Archery	<input type="checkbox"/>	<input type="checkbox"/>	Badminton	<input type="checkbox"/>	<input type="checkbox"/>
Baseball	<input checked="" type="checkbox"/>		Basketball	<input checked="" type="checkbox"/>	<input checked="" type="checkbox"/>
Beach Volleyball	<input type="checkbox"/>	<input type="checkbox"/>	Bowling	<input type="checkbox"/>	<input type="checkbox"/>
Cross Country	<input type="checkbox"/>	<input type="checkbox"/>	Diving	<input type="checkbox"/>	<input type="checkbox"/>
Equestrian	<input type="checkbox"/>	<input type="checkbox"/>	Fencing	<input type="checkbox"/>	<input type="checkbox"/>
Field Hockey		<input type="checkbox"/>	Football	<input type="checkbox"/>	
Golf	<input type="checkbox"/>	<input type="checkbox"/>	Gymnastics	<input type="checkbox"/>	<input type="checkbox"/>
Ice Hockey	<input type="checkbox"/>	<input type="checkbox"/>	Lacrosse	<input type="checkbox"/>	<input type="checkbox"/>
Rifle	<input type="checkbox"/>	<input type="checkbox"/>	Rodeo	<input type="checkbox"/>	<input type="checkbox"/>
Rowing	<input type="checkbox"/>	<input type="checkbox"/>	Sailing	<input type="checkbox"/>	<input type="checkbox"/>
Skiing	<input type="checkbox"/>	<input type="checkbox"/>	Soccer	<input checked="" type="checkbox"/>	<input checked="" type="checkbox"/>
Softball		<input checked="" type="checkbox"/>	Squash	<input type="checkbox"/>	<input type="checkbox"/>
Swimming	<input type="checkbox"/>	<input type="checkbox"/>	Swimming and Diving (combined)	<input type="checkbox"/>	<input type="checkbox"/>
Synchronized Swimming		<input type="checkbox"/>	Table Tennis	<input type="checkbox"/>	<input type="checkbox"/>
Team Handball	<input type="checkbox"/>	<input type="checkbox"/>	Tennis	<input checked="" type="checkbox"/>	<input checked="" type="checkbox"/>
Track and Field (Indoor)	<input type="checkbox"/>	<input type="checkbox"/>	Track and Field (Outdoor)	<input type="checkbox"/>	<input type="checkbox"/>
Track and Field and Cross Country (combined)	<input checked="" type="checkbox"/>	<input checked="" type="checkbox"/>	Volleyball	<input checked="" type="checkbox"/>	<input checked="" type="checkbox"/>
Water Polo	<input type="checkbox"/>	<input type="checkbox"/>	Weight Lifting	<input type="checkbox"/>	<input type="checkbox"/>
Wrestling	<input type="checkbox"/>	<input type="checkbox"/>	Other Sports (Specify sports in the caveat box.)*	<input type="checkbox"/>	<input type="checkbox"/>

CAVEAT

\* If you indicated in the caveat box that your other sports are Dancing and/or Cheerleading, please also specify in the caveat box that your institution has a letter from the Office for Civil Rights confirming that the OCR has determined that Dancing and/or Cheerleading are varsity sports at your institution.

If you save the data on this screen, then return to the screen to make changes, note the following:

- 1) If you select an additional team remember to include associated data for that sport on subsequent screens;
- 2) If you delete a sport but have already entered associated data on other screens, all associated data for that sport will be deleted from subsequent screens. However, because the survey system has to recalculate the totals, you must re-save every screen.

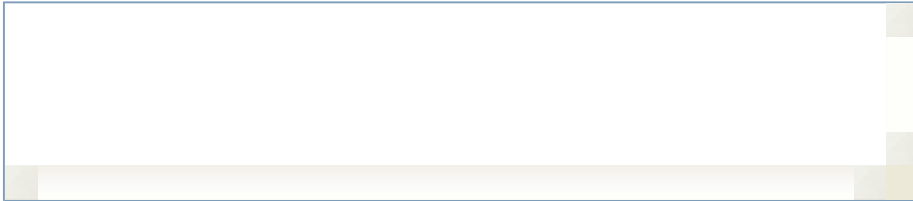
# Athletics Participation - Men's and Women's Teams

Enter the number of participants as of the day of the first scheduled contest.

## Varsity Teams

	Men's Teams	Women's Teams
Baseball	<input type="text" value="29"/>	
Basketball	<input type="text" value="16"/>	<input type="text" value="14"/>
Soccer	<input type="text" value="36"/>	<input type="text" value="22"/>
Softball		<input type="text" value="20"/>
Tennis	<input type="text" value="11"/>	<input type="text" value="11"/>
Track and Field and Cross Country (combined)	<input type="text" value="57"/>	<input type="text" value="22"/>
Volleyball	<input type="text" value="10"/>	<input type="text" value="14"/>
Total Participants Men's and Women's Teams	159	103
Unduplicated Count of Participants <i>(This is a head count. If an individual participates on more than one team, count that individual only once on this line.)</i>	<input type="text" value="124"/>	<input type="text" value="83"/>

## CAVEAT



If you save the data on this screen, then return to the screen to make changes, please note you must re-save every screen because the survey system has to recalculate the totals.

---

Rutgers, The State Univ. of New Jersey, Newark

Information for the Reporting Year: 2011

[Table 1](#) -- Athletics Participation

		Number of Participants ?		Number of Participants Participating on a Second Team		Number of Participants Participating on a Third Team	
Sport	Coed Teams	Men's Teams	Women's Teams	Men's Teams	Women's Teams	Men's Teams	Women's Teams
Baseball		29					
Basketball		16	14		5		1
Cross Country		20	7	19	5	14	4
Soccer		36	22		1		
Softball			20		2		
Tennis		11	11		5		1
Track, Indoor		21	6	21	6	14	4
Track, Outdoor		16	9	16	9	14	5
Volleyball		10	14		1		
Others							
Total Participants		159	103	56	34	42	15
Unduplicated Count of Participants		124	83				

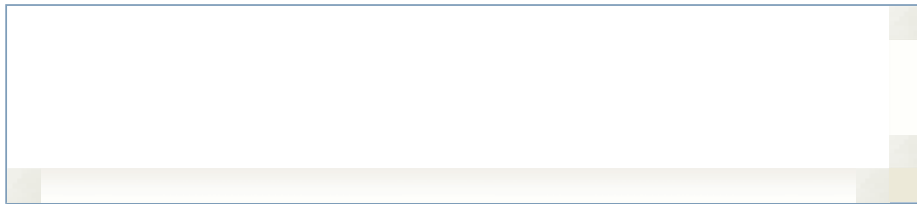
# Head Coaches - Men's Teams

For each men's team, indicate whether the head coach is male or female, was assigned to the team on a full-time or part-time basis, and whether the coach was employed by the institution on a full-time basis or on a part-time or volunteer basis, by entering a 1 in the appropriate field.

The Swimming and Diving (combined) fields allow up to 2 head coaches. The Track and Field and Cross Country (combined) fields allow up to 3.

Varsity Teams	Male Head Coaches				Female Head Coaches				Total Head Coaches
	Assigned to Team on a Full-Time Basis	Assigned to Team on a Part-Time Basis	Full-Time Institution Employee	Part-Time Institution Employee or Volunteer	Assigned to Team on a Full-Time Basis	Assigned to Team on a Part-Time Basis	Full-Time Institution Employee	Part-Time Institution Employee or Volunteer	
Baseball	<input type="text"/>	<input type="text" value="1"/>	<input type="text" value="1"/>	<input type="text"/>	<input type="text"/>	<input type="text"/>	<input type="text"/>	<input type="text"/>	1
Basketball	<input type="text"/>	<input type="text" value="1"/>	<input type="text" value="1"/>	<input type="text"/>	<input type="text"/>	<input type="text"/>	<input type="text"/>	<input type="text"/>	1
Soccer	<input type="text"/>	<input type="text" value="1"/>	<input type="text" value="1"/>	<input type="text"/>	<input type="text"/>	<input type="text"/>	<input type="text"/>	<input type="text"/>	1
Tennis	<input type="text"/>	<input type="text" value="1"/>	<input type="text"/>	<input type="text" value="1"/>	<input type="text"/>	<input type="text"/>	<input type="text"/>	<input type="text"/>	1
Track and Field and Cross Country (combined)	<input type="text"/>	<input type="text" value="1"/>	<input type="text" value="1"/>	<input type="text"/>	<input type="text"/>	<input type="text"/>	<input type="text"/>	<input type="text"/>	1
Volleyball	<input type="text"/>	<input type="text" value="1"/>	<input type="text" value="1"/>	<input type="text"/>	<input type="text"/>	<input type="text"/>	<input type="text"/>	<input type="text"/>	1
Coaching Position Totals	0	6	5	1	0	0	0	0	6

CAVEAT



## Head Coaches - Women's Teams

For each women's team, indicate whether the head coach is male or female, was assigned to the team on a full-time or part-time basis, and whether the coach was employed by the institution on a full-time basis or on a part-time or volunteer basis, by entering a 1 in the appropriate field.

The Swimming and Diving (combined) fields allow up to 2 head coaches. The Track and Field and Cross Country (combined) fields allow up to 3.

Varsity Teams	Male Head Coaches				Female Head Coaches				Total Head Coaches
	Assigned to Team on a Full-Time Basis	Assigned to Team on a Part-Time Basis	Full-Time Institution Employee	Part-Time Institution Employee or Volunteer	Assigned to Team on a Full-Time Basis	Assigned to Team on a Part-Time Basis	Full-Time Institution Employee	Part-Time Institution Employee or Volunteer	
Basketball	<input type="text"/>	<input type="text" value="1"/>	<input type="text" value="1"/>	<input type="text"/>	<input type="text"/>	<input type="text"/>	<input type="text"/>	<input type="text"/>	1
Soccer	<input type="text"/>	<input type="text" value="1"/>	<input type="text"/>	<input type="text" value="1"/>	<input type="text"/>	<input type="text"/>	<input type="text"/>	<input type="text"/>	1
Softball	<input type="text"/>	<input type="text"/>	<input type="text"/>	<input type="text"/>	<input type="text"/>	<input type="text" value="1"/>	<input type="text" value="1"/>	<input type="text"/>	1
Tennis	<input type="text"/>	<input type="text" value="1"/>	<input type="text" value="1"/>	<input type="text"/>	<input type="text"/>	<input type="text"/>	<input type="text"/>	<input type="text"/>	1
Track and Field and Cross Country (combined)	<input type="text"/>	<input type="text" value="1"/>	<input type="text" value="1"/>	<input type="text"/>	<input type="text"/>	<input type="text"/>	<input type="text"/>	<input type="text"/>	1
Volleyball	<input type="text"/>	<input type="text" value="1"/>	<input type="text" value="1"/>	<input type="text"/>	<input type="text"/>	<input type="text"/>	<input type="text"/>	<input type="text"/>	1
Coaching Position Totals	0	5	4	1	0	1	1	0	6

CAVEAT





# Head Coaches' Salaries - Men's and Women's Teams

Enter only salaries and bonuses that your institution pays head coaches as compensation for coaching. Do not include benefits on this screen.

Do not include volunteer coaches in calculating the average salary and the Full-Time Equivalent (FTE) Total.

For help calculating the FTE total click on the "Need help? Click here for screen instructions" link on this screen.

	Men's Teams	Women's Teams
Average Annual Institutional Salary per Head Coach	<input type="text" value="35,990"/>	<input type="text" value="29,110"/>
Number of Head Coaches Used to Calculate the Average	<input type="text" value="6"/>	<input type="text" value="6"/>
Number of Volunteer Head Coaches (Do not include these coaches in your salary or FTE calculations.)	<input type="text" value="0"/>	<input type="text" value="0"/>
Average Annual Institutional Salary per Full-time equivalent (FTE)	58,362	56,342
Sum of Full-Time Equivalent (FTE) Positions Used to Calculate the Average	<input type="text" value="3.70"/>	<input type="text" value="3.10"/>

CAVEAT

## Assistant Coaches - Men's Teams

For each men's team, indicate whether the assistant coach is male or female, was assigned to the team on a full-time or part-time basis, and whether the coach was employed by the institution on a full-time basis or on a part-time or volunteer basis, by entering a 1 in the appropriate field.

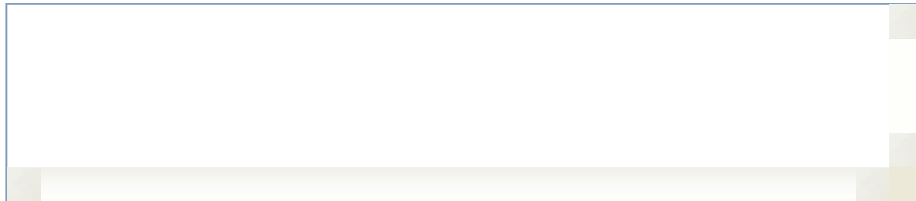
Varsity Teams	Male Assistant Coaches				Female Assistant Coaches				Total Assistant Coaches
	Assigned to Team on a Full-Time Basis	Assigned to Team on a Part-Time Basis	Full-Time Institution Employee	Part-Time Institution Employee or Volunteer	Assigned to Team on a Full-Time Basis	Assigned to Team on a Part-Time Basis	Full-Time Institution Employee	Part-Time Institution Employee or Volunteer	
Baseball	<input type="text"/>	<input type="text" value="4"/>	<input type="text"/>	<input type="text" value="4"/>	<input type="text"/>	<input type="text"/>	<input type="text"/>	<input type="text"/>	4
Basketball	<input type="text"/>	<input type="text" value="5"/>	<input type="text"/>	<input type="text" value="5"/>	<input type="text"/>	<input type="text"/>	<input type="text"/>	<input type="text"/>	5
Soccer	<input type="text"/>	<input type="text" value="5"/>	<input type="text"/>	<input type="text" value="5"/>	<input type="text"/>	<input type="text"/>	<input type="text"/>	<input type="text"/>	5
Tennis	<input type="text"/>	<input type="text" value="0"/>	<input type="text" value="0"/>	<input type="text" value="0"/>	<input type="text"/>	<input type="text"/>	<input type="text"/>	<input type="text"/>	0
Track and Field and Cross Country (combined)	<input type="text"/>	<input type="text" value="5"/>	<input type="text" value="1"/>	<input type="text" value="4"/>	<input type="text"/>	<input type="text" value="1"/>	<input type="text"/>	<input type="text" value="1"/>	6
Volleyball	<input type="text"/>	<input type="text" value="2"/>	<input type="text"/>	<input type="text" value="2"/>	<input type="text"/>	<input type="text"/>	<input type="text"/>	<input type="text"/>	2
Coaching Position Totals	0	21	1	20	0	1	0	1	22
CAVEAT									

## Assistant Coaches - Women's Teams

For each women's team, indicate whether the assistant coach is male or female, was assigned to the team on a full-time or part-time basis, and whether the coach was employed by the institution on a full-time basis or on a part-time or volunteer basis, by entering a 1 in the appropriate field.

Varsity Teams	Male Assistant Coaches				Female Assistant Coaches				Total Assistant Coaches
	Assigned to Team on a Full-Time Basis	Assigned to Team on a Part-Time Basis	Full-Time Institution Employee	Part-Time Institution Employee or Volunteer	Assigned to Team on a Full-Time Basis	Assigned to Team on a Part-Time Basis	Full-Time Institution Employee	Part-Time Institution Employee or Volunteer	
Basketball	<input type="text"/>	<input type="text" value="1"/>	<input type="text"/>	<input type="text" value="1"/>	<input type="text"/>	<input type="text" value="2"/>	<input type="text"/>	<input type="text" value="2"/>	3
Soccer	<input type="text"/>	<input type="text" value="1"/>	<input type="text"/>	<input type="text" value="1"/>	<input type="text"/>	<input type="text" value="1"/>	<input type="text"/>	<input type="text" value="1"/>	2
Softball	<input type="text"/>	<input type="text"/>	<input type="text"/>	<input type="text"/>	<input type="text"/>	<input type="text" value="3"/>	<input type="text"/>	<input type="text" value="3"/>	3
Tennis	<input type="text"/>	<input type="text"/>	<input type="text"/>	<input type="text"/>	<input type="text"/>	<input type="text" value="1"/>	<input type="text"/>	<input type="text" value="1"/>	1
Track and Field and Cross Country (combined)	<input type="text"/>	<input type="text" value="5"/>	<input type="text" value="1"/>	<input type="text" value="4"/>	<input type="text"/>	<input type="text" value="1"/>	<input type="text"/>	<input type="text" value="1"/>	6
Volleyball	<input type="text"/>	<input type="text" value="1"/>	<input type="text" value="1"/>	<input type="text"/>	<input type="text"/>	<input type="text" value="1"/>	<input type="text" value="1"/>	<input type="text"/>	2
Coaching Position Totals	0	8	2	6	0	9	1	8	17

CAVEAT



# Assistant Coaches' Salaries - Men's and Women's Teams

Enter only salaries and bonuses that your institution pays assistant coaches as compensation for coaching. Do not include benefits on this screen.

Do not include volunteer coaches in calculating the average salary and the Full-Time Equivalent (FTE) Total.

For help calculating the FTE total click on the "Need help? Click here for screen instructions" link on this screen.

	Men's Teams	Women's Teams
Average Annual Institutional Salary per Assistant Coach	<input type="text" value="2,606"/>	<input type="text" value="3,125"/>
Number of Assistant Coaches Used to Calculate the Average	<input type="text" value="22"/>	<input type="text" value="17"/>
Number of Volunteer Assistant Coaches. (Do not include these coaches in your salary or FTE calculations.)	<input type="text" value="0"/>	<input type="text" value="0"/>
Average Annual Institutional Salary per Full-time equivalent (FTE)	15,838	18,706
Sum of Full-Time Equivalent (FTE) Positions Used to Calculate the Average	<input type="text" value="3.62"/>	<input type="text" value="2.84"/>

CAVEAT

# Athletically Related Student Aid - Men's and Women's Teams

Athletically related student aid is any scholarship, grant, or other form of financial assistance, offered by an institution, the terms of which require the recipient to participate in a program of intercollegiate athletics at the institution. Other student aid, of which a student-athlete simply happens to be the recipient, is not athletically related student aid. If you do not have any aid to report, enter a 0.

	Men's Teams	Women's Teams	Total
Total	<input type="text" value="44,000"/>	<input type="text" value="0"/>	44,000
Ratio (percent)	100	0	100%

CAVEAT

Scholarships awarded to Division I Men's Volleyball team only

# Recruiting Expenses - Men's and Women's Teams

Recruiting expenses are all expenses an institution incurs attributable to recruiting activities. This includes, but is not limited to, expenses for lodging, meals, telephone use, and transportation (including vehicles used for recruiting purposes) for both recruits and personnel engaged in recruiting, and other expenses for official and unofficial visits, and all other expenses related to recruiting. If you do not have any recruiting expenses to report, enter a 0.

	Men's Teams	Women's Teams	Total
Total	11,510	6,570	18,080
CAVEAT			

Men and Women's Track & Cross Country recruiting expenses have been prorated per number of male and female participants.

# Operating (Game-Day) Expenses - Men's and Women's Teams by Team

Operating expenses are all expenses an institution incurs attributable to home, away, and neutral-site intercollegiate athletic contests (commonly known as "game-day expenses"), for (A) Lodging, meals, transportation, uniforms, and equipment for coaches, team members, support staff (including, but not limited to team managers and trainers), and others; and (B) Officials.

For a sport with a men's team and a women's team that have a combined budget, click on the "Need help? Click here for screen instructions" link for special instructions.

Varsity Teams	Participants	Men's Teams		Women's Teams		Total Operating Expenses	
		Operating Expenses per Participant	By Team	Participants	Operating Expenses per Participant		By Team
Basketball	16	2,502	40,032	14	2,047	28,659	68,691
Baseball	29	3,431	99,485				99,485
Soccer	36	1,010	36,368	22	1,622	35,676	72,044
Softball				20	2,331	46,627	46,627
Tennis	11	216	2,375	11	480	5,277	7,652
Track and Field and Cross Country (combined)	57	1,395	79,497	22	1,405	30,915	110,412
Volleyball	10	3,527	35,269	14	1,779	24,909	60,178
<b>Total Operating Expenses Men's and Women's Teams</b>	<b>159</b>		<b>293,026</b>	<b>103</b>		<b>172,063</b>	<b>465,089</b>

The combined Track & Field & Cross Country game day expenses have been prorated per number of male and female participants.

**Note: This screen is for game-day expenses only.**

## Total Expenses - Men's and Women's Teams

Enter all expenses attributable to intercollegiate athletic activities. This includes appearance guarantees and options, athletically related student aid, contract services, equipment, fundraising activities, operating expenses, promotional activities, recruiting expenses, salaries and benefits, supplies, travel, and any other expenses attributable to intercollegiate athletic activities.

Varsity Teams	Men's Teams	Women's Teams	Total
Basketball	201,282	116,695	317,977
Baseball	209,211		209,211
Soccer	136,833	68,147	204,980
Softball		115,765	115,765
Tennis	6,517	22,978	29,495
Track and Field and Cross Country (combined)	177,695	69,104	246,799
Volleyball	128,738	74,742	203,480
Total Expenses of all Sports, Except Football and Basketball, Combined	658,994	350,736	1,009,730
Total Expenses Men's and Women's Teams	860,276	467,431	1,327,707
Not Allocated by Gender/Sport (Expenses not attributable to a particular sport or sports)			934,798
Grand Total Expenses			2,262,505

CAVEAT

The combined men's and women's Track and Cross Country expenses have been prorated by the number of male and female participants.



## Total Revenues - Men's and Women's Teams

Your total revenues must cover your total expenses.

Enter all revenues attributable to intercollegiate athletic activities. This includes revenues from appearance guarantees and options, an athletic conference, tournament or bowl games, concessions, contributions from alumni and others, institutional support, program advertising and sales, radio and television, royalties, signage and other sponsorships, sport camps, state or other government support, student activity fees, ticket and luxury box sales, and any other revenues attributable to intercollegiate athletic activities.

Varsity Teams	Men's Teams	Women's Teams	Total
Basketball	210,282	120,012	330,294
Baseball	209,211		209,211
Soccer	154,318	70,983	225,301
Softball		115,765	115,765
Tennis	6,517	22,978	29,495
Track and Field and Cross Country (combined)	178,663	69,480	248,143
Volleyball	129,794	75,955	205,749
Total Revenues of all Sports, Except Football and Basketball, Combined	678,503	355,161	1,033,664
Total Revenues Men's and Women's Teams	888,785	475,173	1,363,958
Not Allocated by Gender/Sport (Revenues not attributable to a particular sport or sports)			934,798
Grand Total for all Teams (includes by team and not allocated by gender/sport)			2,298,756

CAVEAT

Combined men's and women's Track and Cross Country revenue has been prorated per male and female participants.

## Summary - Men's and Women's Teams

Your Grand Total Revenues must be equal to or greater than your Grand Total Expenses or you will not be able to lock your survey.

	<b>Men's Teams</b>	<b>Women's Teams</b>	<b>Total</b>
1 Total of Head Coaches' Salaries	215,940	174,660	390,600
2 Total of Assistant Coaches' Salaries	57,332	53,125	110,457
3 Total Salaries (Lines 1+2)	273,272	227,785	501,057
4 Athletically Related Student Aid	44,000	0	44,000
5 Recruiting Expenses	11,510	6,570	18,080
6 Operating (Game-Day) Expenses	293,026	172,063	465,089
7 Summary of Subset Expenses (Lines 3+4+5+6)	621,808	406,418	1,028,226
8 Total Expenses for Teams	860,276	467,431	1,327,707
9 Total Expenses for Teams Minus Subset Expenses (Line 8 – Line 7)	238,468	61,013	299,481
10 Not Allocated Expenses			934,798
11 Grand Total Expenses (Lines 8+10)			2,262,505
12 Total Revenues for Teams	888,785	475,173	1,363,958
13 Not Allocated Revenues			934,798
14 Grand Total Revenues (Lines 12+13)			2,298,756
15 Total Revenues for Teams minus Total Expenses for Teams (Line 12-Line 8)	28,509	7,742	36,251
16 Grand Total Revenues Minus Grand Total Expenses (Line 14- Line 11)			36,251

.

.

## Supplemental Information (optional)

This screen may be used to help the reader better understand the data you have provided, or to help a prospective student-athlete make an informed choice of an athletics program.

This information will be viewable on the EADA public website. Please do not include the names of individuals or write messages to the help desk.

To explain specific data entered on a previous screen, please use the caveat box on that screen.

A surplus in fundraising revenue is carried forward by respective teams to be used for trips within 3-4 years.

---