

Equity in Athletics Disclosure Act Report

Rutgers, The State University of New Jersey

New Brunswick Campus

October 15, 2011

## Institution Identification

| General Information |                                  |
|---------------------|----------------------------------|
| Institution Name    | Rutgers University-New Brunswick |
| Address 1*          | 83 Somerset St                   |
| Address 2           |                                  |
| City *              | New Brunswick                    |
| State *             | New Jersey                       |
| ZIP Code *          | 08901 - 1281                     |
| Telephone *         | 732 - 932 - 1766 Ext.            |

| Athletic Department     |                             |
|-------------------------|-----------------------------|
| Athletic Director Name* | Timothy R. Perneti          |
| Address 1*              | Louis Brown Athletic Center |
| Address 2               | 83 Rockefeller Road         |
| City*                   | Piscataway                  |
| State*                  | New Jersey                  |
| ZIP Code*               | 08854 -                     |
| Telephone *             | 732 - 445 - 8610 Ext.       |

| Chief Administrative Officer         |                               |
|--------------------------------------|-------------------------------|
| Chief Administrative Officer's Name* | Richard L. McCormick          |
| Title*                               | President                     |
| Telephone *                          | 732 - 932 - 7454 Ext.         |
| Fax                                  | - -                           |
| E-mail Address*                      | KONCSOL@oldqueens.rutgers.edu |

| EADA General   |              |              |
|--|--------------|--------------|
| Designated Reporting Year*<br>Note: The reporting period must be 12 months. The dates for the reporting year should be consistent from year to year.   |              |              |
| Begins: (MM/DD) 07/01/2010 Ends: (MM/DD) 06/30/2011  |              |              |
| Number of full-time undergraduates by gender: The numbers below were reported on your institution's 2010-11 IPEDS Survey and should not be changed unless they were reported incorrectly to IPEDS. If the numbers are incorrect, please call the EADA Help Desk to correct them.   |              |              |
|  | Number       | Percent      |
| Male full-time undergraduates  | 14841        | 51           |
| Female full-time undergraduates  | 13988        | 49           |
| <b>Total full-time undergraduates</b>  | <b>28829</b> | <b>100 %</b> |
| Athletic Sanctioning Body for the designated reporting year (select one):*   |              |              |
| <input checked="" type="radio"/> NCAA Division I-A <input type="radio"/> NAIA Division I<br><input type="radio"/> NCAA Division I-AA <input type="radio"/> NAIA Division II<br><input type="radio"/> NCAA Division I-AAA <input type="radio"/> NAIA Division III<br><input type="radio"/> NCAA Division II (with football) <input type="radio"/> NJCAA Division I<br><input type="radio"/> NCAA Division II (without football) <input type="radio"/> NJCAA Division II<br><input type="radio"/> NCAA Division III (with football) <input type="radio"/> NJCAA Division III<br><input type="radio"/> NCAA Division III (without football) <input type="radio"/> NCCAA Division I<br><input type="radio"/> Other <input type="radio"/> NCCAA Division II |              |              |
| Other Description:   |              |              |

# Sports Selection - Men's and Women's Teams

Select the varsity sports teams at your institution.

| Sport  | Men's                               | Women's                             | Sport   | Men's                               | Women's                             |
|--|-------------------------------------|-------------------------------------|---|-------------------------------------|-------------------------------------|
| Archery                                      | <input type="checkbox"/>            | <input type="checkbox"/>            | Badminton   | <input type="checkbox"/>            | <input type="checkbox"/>            |
| Baseball                                     | <input checked="" type="checkbox"/> |                                     | Basketball  | <input checked="" type="checkbox"/> | <input checked="" type="checkbox"/> |
| Beach Volleyball                             | <input type="checkbox"/>            | <input type="checkbox"/>            | Bowling   | <input type="checkbox"/>            | <input type="checkbox"/>            |
| Cross Country                                | <input type="checkbox"/>            | <input type="checkbox"/>            | Diving  | <input type="checkbox"/>            | <input type="checkbox"/>            |
| Equestrian                                   | <input type="checkbox"/>            | <input type="checkbox"/>            | Fencing   | <input type="checkbox"/>            | <input type="checkbox"/>            |
| Field Hockey                                 |                                     | <input checked="" type="checkbox"/> | Football  | <input checked="" type="checkbox"/> |                                     |
| Golf   | <input checked="" type="checkbox"/> | <input checked="" type="checkbox"/> | Gymnastics  | <input type="checkbox"/>            | <input checked="" type="checkbox"/> |
| Ice Hockey                                   | <input type="checkbox"/>            | <input type="checkbox"/>            | Lacrosse  | <input checked="" type="checkbox"/> | <input checked="" type="checkbox"/> |
| Rifle  | <input type="checkbox"/>            | <input type="checkbox"/>            | Rodeo   | <input type="checkbox"/>            | <input type="checkbox"/>            |
| Rowing                                       | <input type="checkbox"/>            | <input checked="" type="checkbox"/> | Sailing   | <input type="checkbox"/>            | <input type="checkbox"/>            |
| Skiing                                       | <input type="checkbox"/>            | <input type="checkbox"/>            | Soccer  | <input checked="" type="checkbox"/> | <input checked="" type="checkbox"/> |
| Softball                                     |                                     | <input checked="" type="checkbox"/> | Squash  | <input type="checkbox"/>            | <input type="checkbox"/>            |
| Swimming                                     | <input type="checkbox"/>            | <input type="checkbox"/>            | Swimming and Diving (combined)                    | <input type="checkbox"/>            | <input checked="" type="checkbox"/> |
| Synchronized Swimming                        |                                     | <input type="checkbox"/>            | Table Tennis                                      | <input type="checkbox"/>            | <input type="checkbox"/>            |
| Team Handball                                | <input type="checkbox"/>            | <input type="checkbox"/>            | Tennis  | <input type="checkbox"/>            | <input checked="" type="checkbox"/> |
| Track and Field (Indoor)                     | <input type="checkbox"/>            | <input type="checkbox"/>            | Track and Field (Outdoor)                         | <input type="checkbox"/>            | <input type="checkbox"/>            |
| Track and Field and Cross Country (combined) | <input checked="" type="checkbox"/> | <input checked="" type="checkbox"/> | Volleyball  | <input type="checkbox"/>            | <input checked="" type="checkbox"/> |
| Water Polo                                   | <input type="checkbox"/>            | <input type="checkbox"/>            | Weight Lifting                                    | <input type="checkbox"/>            | <input type="checkbox"/>            |
| Wrestling                                    | <input checked="" type="checkbox"/> | <input type="checkbox"/>            | Other Sports (Specify sports in the caveat box.)* | <input type="checkbox"/>            | <input type="checkbox"/>            |

CAVEAT

\* If you indicated in the caveat box that your other sports are Dancing and/or Cheerleading, please also specify in the caveat box that your institution has a letter from the Office for Civil Rights confirming that the OCR has determined that Dancing and/or Cheerleading are varsity sports at your institution.

If you save the data on this screen, then return to the screen to make changes, note the following:

- 1) If you select an additional team remember to include associated data for that sport on subsequent screens;
- 2) If you delete a sport but have already entered associated data on other screens, all associated data for that sport will be deleted from subsequent screens. However, because the survey system has to recalculate the totals, you must re-save every screen.

# Athletics Participation - Men's and Women's Teams

Enter the number of participants as of the day of the first scheduled contest.

| Varsity Teams  | Men's Teams | Women's Teams |
|--|-------------|---------------|
| Baseball   | 34          |               |
| Basketball   | 17          | 22            |
| Field Hockey   |             | 22            |
| Football   | 114         |               |
| Golf   | 7           | 8             |
| Gymnastics   |             | 26            |
| Lacrosse   | 47          | 29            |
| Rowing   |             | 64            |
| Soccer   | 23          | 31            |
| Softball   |             | 20            |
| Swimming and Diving (combined)   |             | 23            |
| Tennis   |             | 8             |
| Track and Field and Cross Country (combined)   | 76          | 78            |
| Volleyball   |             | 14            |
| Wrestling  | 31          |               |
| Total Participants Men's and Women's Teams   | 349         | 345           |
| Unduplicated Count of Participants<br>(This is a head count. If an individual participates on more than one team, count that individual only once on this line.) | 308         | 300           |

CAVEAT



If you save the data on this screen, then return to the screen to make changes, please note you must re-save every screen because the survey system has to recalculate the totals.

**Name of Reporting Institution: Rutgers, State Univ of New Jersey, New Brunswick  
Information for the Reporting Year: 2011**



|                                    |            | Table 1 - - - Athletics Participation. |               |   |               |  |               |
|------------------------------------|------------|--|---------------|---|---------------|--|---------------|
| Table 1                            |            |  |               |   |               |  |               |
|                                    |            | Number of Participants                 |               | Number of Participants Participating on a Second Team |               | Number of Participants Participating on a Third Team |               |
| Sport                              | Coed Teams | Men's Teams                            | Women's Teams | Men's Teams   | Women's Teams | Men's Teams  | Women's Teams |
| Baseball                           |            | 34                                     |               |   |               |  |               |
| Basketball                         |            | 17                                     | 22            |   |               |  |               |
| Cross Country                      |            | 10                                     | 13            | 9   | 12            | 8  | 12            |
| Field Hockey                       |            |  | 22            |   |               |  |               |
| Football                           |            | 114                                    |               | 1   |               | 1  |               |
| Golf                               |            | 7                                      | 8             |   |               |  |               |
| Gymnastics                         |            |  | 26            |   |               |  |               |
| Lacrosse                           |            | 47                                     | 29            |   |               |  |               |
| Rowing                             |            |  | 64            |   |               |  |               |
| Soccer                             |            | 23                                     | 31            |   | 1             |  | 1             |
| Softball                           |            |  | 20            |   |               |  |               |
| Swimming                           |            |  | 23            |   |               |  |               |
| Tennis                             |            |  | 8             |   |               |  |               |
| Track, Indoor                      |            | 33                                     | 33            | 32  | 32            | 9  | 13            |
| Track, Outdoor                     |            | 33                                     | 32            | 31  | 27            | 9  | 11            |
| Volleyball                         |            |  | 14            |   |               |  |               |
| Wrestling                          |            | 31                                     |               |   |               |  |               |
| Others                             |            |  |               |   |               |  |               |
| Total Participants                 |            | 349                                    | 345           | 73  | 72            | 27   | 37            |
| Unduplicated Count of Participants |            | 308                                    | 300           |   |               |  |               |

# Head Coaches - Men's Teams

For each men's team, indicate whether the head coach is male or female, was assigned to the team on a full-time or part-time basis, and whether the coach was employed by the institution on a full-time basis or on a part-time or volunteer basis, by entering a 1 in the appropriate field.

The Swimming and Diving (combined) fields allow up to 2 head coaches. The Track and Field and Cross Country (combined) fields allow up to 3.

| Varsity Teams                                | Male Head Coaches                     |                                       |                                |   | Female Head Coaches                   |                                       |                                |   | Total Head Coaches |
|--|---------------------------------------|---------------------------------------|--------------------------------|---|---------------------------------------|---------------------------------------|--------------------------------|---|--------------------|
|  | Assigned to Team on a Full-Time Basis | Assigned to Team on a Part-Time Basis | Full-Time Institution Employee | Part-Time Institution Employee or Volunteer | Assigned to Team on a Full-Time Basis | Assigned to Team on a Part-Time Basis | Full-Time Institution Employee | Part-Time Institution Employee or Volunteer |                    |
| Baseball                                     | <input type="text" value="1"/>        | <input type="text"/>                  | <input type="text" value="1"/> | <input type="text"/>                        | <input type="text"/>                  | <input type="text"/>                  | <input type="text"/>           | <input type="text"/>                        | 1                  |
| Basketball                                   | <input type="text" value="1"/>        | <input type="text"/>                  | <input type="text" value="1"/> | <input type="text"/>                        | <input type="text"/>                  | <input type="text"/>                  | <input type="text"/>           | <input type="text"/>                        | 1                  |
| Football                                     | <input type="text" value="1"/>        | <input type="text"/>                  | <input type="text" value="1"/> | <input type="text"/>                        | <input type="text"/>                  | <input type="text"/>                  | <input type="text"/>           | <input type="text"/>                        | 1                  |
| Golf   | <input type="text"/>                  | <input type="text"/>                  | <input type="text"/>           | <input type="text"/>                        | <input type="text"/>                  | <input type="text" value="1"/>        | <input type="text" value="1"/> | <input type="text"/>                        | 1                  |
| Lacrosse                                     | <input type="text" value="1"/>        | <input type="text"/>                  | <input type="text" value="1"/> | <input type="text"/>                        | <input type="text"/>                  | <input type="text"/>                  | <input type="text"/>           | <input type="text"/>                        | 1                  |
| Soccer                                       | <input type="text" value="1"/>        | <input type="text"/>                  | <input type="text" value="1"/> | <input type="text"/>                        | <input type="text"/>                  | <input type="text"/>                  | <input type="text"/>           | <input type="text"/>                        | 1                  |
| Track and Field and Cross Country (combined) | <input type="text" value="1"/>        | <input type="text"/>                  | <input type="text" value="1"/> | <input type="text"/>                        | <input type="text"/>                  | <input type="text"/>                  | <input type="text"/>           | <input type="text"/>                        | 1                  |
| Wrestling                                    | <input type="text" value="1"/>        | <input type="text"/>                  | <input type="text" value="1"/> | <input type="text"/>                        | <input type="text"/>                  | <input type="text"/>                  | <input type="text"/>           | <input type="text"/>                        | 1                  |
| Coaching Position Totals                     | 7                                     | 0                                     | 7                              | 0   | 0                                     | 1                                     | 1                              | 0   | 8                  |

CAVEAT

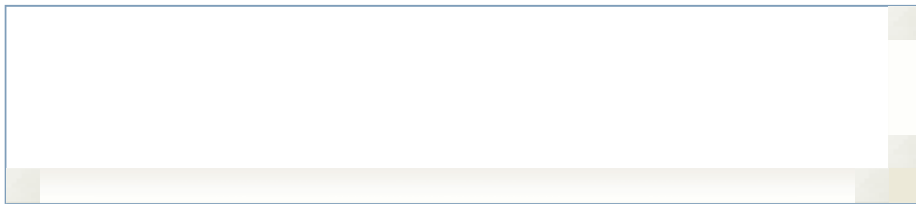
## Head Coaches - Women's Teams

For each women's team, indicate whether the head coach is male or female, was assigned to the team on a full-time or part-time basis, and whether the coach was employed by the institution on a full-time basis or on a part-time or volunteer basis, by entering a 1 in the appropriate field.

The Swimming and Diving (combined) fields allow up to 2 head coaches. The Track and Field and Cross Country (combined) fields allow up to 3.

| Varsity Teams                                | Male Head Coaches                     |                                       |                                |   | Female Head Coaches                   |                                       |                                |   | Total Head Coaches |
|--|---------------------------------------|---------------------------------------|--------------------------------|---|---------------------------------------|---------------------------------------|--------------------------------|---|--------------------|
|  | Assigned to Team on a Full-Time Basis | Assigned to Team on a Part-Time Basis | Full-Time Institution Employee | Part-Time Institution Employee or Volunteer | Assigned to Team on a Full-Time Basis | Assigned to Team on a Part-Time Basis | Full-Time Institution Employee | Part-Time Institution Employee or Volunteer |                    |
| Basketball                                   | <input type="text"/>                  | <input type="text"/>                  | <input type="text"/>           | <input type="text"/>                        | <input type="text" value="1"/>        | <input type="text"/>                  | <input type="text" value="1"/> | <input type="text"/>                        | 1                  |
| Field Hockey                                 | <input type="text"/>                  | <input type="text"/>                  | <input type="text"/>           | <input type="text"/>                        | <input type="text" value="1"/>        | <input type="text"/>                  | <input type="text" value="1"/> | <input type="text"/>                        | 1                  |
| Golf   | <input type="text"/>                  | <input type="text"/>                  | <input type="text"/>           | <input type="text"/>                        | <input type="text"/>                  | <input type="text" value="1"/>        | <input type="text" value="1"/> | <input type="text"/>                        | 1                  |
| Gymnastics                                   | <input type="text"/>                  | <input type="text"/>                  | <input type="text"/>           | <input type="text"/>                        | <input type="text"/>                  | <input type="text" value="1"/>        | <input type="text"/>           | <input type="text" value="1"/>              | 1                  |
| Lacrosse                                     | <input type="text"/>                  | <input type="text"/>                  | <input type="text"/>           | <input type="text"/>                        | <input type="text" value="1"/>        | <input type="text"/>                  | <input type="text" value="1"/> | <input type="text"/>                        | 1                  |
| Rowing                                       | <input type="text" value="1"/>        | <input type="text"/>                  | <input type="text" value="1"/> | <input type="text"/>                        | <input type="text"/>                  | <input type="text"/>                  | <input type="text"/>           | <input type="text"/>                        | 1                  |
| Soccer                                       | <input type="text" value="1"/>        | <input type="text"/>                  | <input type="text" value="1"/> | <input type="text"/>                        | <input type="text"/>                  | <input type="text"/>                  | <input type="text"/>           | <input type="text"/>                        | 1                  |
| Softball                                     | <input type="text" value="1"/>        | <input type="text"/>                  | <input type="text" value="1"/> | <input type="text"/>                        | <input type="text"/>                  | <input type="text"/>                  | <input type="text"/>           | <input type="text"/>                        | 1                  |
| Swimming and Diving (combined)               | <input type="text" value="1"/>        | <input type="text"/>                  | <input type="text" value="1"/> | <input type="text"/>                        | <input type="text"/>                  | <input type="text"/>                  | <input type="text"/>           | <input type="text"/>                        | 1                  |
| Tennis                                       | <input type="text" value="1"/>        | <input type="text"/>                  | <input type="text" value="1"/> | <input type="text"/>                        | <input type="text"/>                  | <input type="text"/>                  | <input type="text"/>           | <input type="text"/>                        | 1                  |
| Track and Field and Cross Country (combined) | <input type="text" value="1"/>        | <input type="text"/>                  | <input type="text" value="1"/> | <input type="text"/>                        | <input type="text"/>                  | <input type="text"/>                  | <input type="text"/>           | <input type="text"/>                        | 1                  |
| Volleyball                                   | <input type="text" value="1"/>        | <input type="text"/>                  | <input type="text" value="1"/> | <input type="text"/>                        | <input type="text"/>                  | <input type="text"/>                  | <input type="text"/>           | <input type="text"/>                        | 1                  |
| Coaching Position Totals                     | 7                                     | 0                                     | 7                              | 0   | 3                                     | 2                                     | 4                              | 1   | 12                 |

CAVEAT



# Head Coaches' Salaries - Men's and Women's Teams

Enter only salaries and bonuses that your institution pays head coaches as compensation for coaching. Do not include benefits on this screen.

Do not include volunteer coaches in calculating the average salary and the Full-Time Equivalent (FTE) Total.

For help calculating the FTE total click on the "Need help? Click here for screen instructions" link on this screen.

|   | Men's Teams                          | Women's Teams                        |
|---|--------------------------------------|--------------------------------------|
| Average Annual Institutional Salary per Head Coach  | <input type="text" value="451,926"/> | <input type="text" value="155,942"/> |
| Number of Head Coaches Used to Calculate the Average  | <input type="text" value="8"/>       | <input type="text" value="12"/>      |
| Number of Volunteer Head Coaches (Do not include these coaches in your salary or FTE calculations.) | <input type="text" value="0"/>       | <input type="text" value="0"/>       |
| Average Annual Institutional Salary per Full-time equivalent (FTE)                                  | 482,054                              | 170,119                              |
| Sum of Full-Time Equivalent (FTE) Positions Used to Calculate the Average                           | <input type="text" value="7.50"/>    | <input type="text" value="11.00"/>   |

CAVEAT



## Assistant Coaches - Men's Teams

For each men's team, indicate whether the assistant coach is male or female, was assigned to the team on a full-time or part-time basis, and whether the coach was employed by the institution on a full-time basis or on a part-time or volunteer basis, by entering a 1 in the appropriate field.

| Varsity Teams                                | Male Assistant Coaches                |                                       |                                |   | Female Assistant Coaches              |                                       |                                |   | Total Assistant Coaches |
|--|---------------------------------------|---------------------------------------|--------------------------------|---|---------------------------------------|---------------------------------------|--------------------------------|---|-------------------------|
|  | Assigned to Team on a Full-Time Basis | Assigned to Team on a Part-Time Basis | Full-Time Institution Employee | Part-Time Institution Employee or Volunteer | Assigned to Team on a Full-Time Basis | Assigned to Team on a Part-Time Basis | Full-Time Institution Employee | Part-Time Institution Employee or Volunteer |                         |
| Baseball                                     | 1                                     | 2                                     | 1                              | 2   |                                       |                                       |                                |   | 3                       |
| Basketball                                   | 3                                     |                                       | 3                              |   |                                       |                                       |                                |   | 3                       |
| Football                                     | 9                                     | 2                                     | 9                              | 2   |                                       |                                       |                                |   | 11                      |
| Golf   | 1                                     | 1                                     | 1                              | 1   |                                       | 1                                     |                                | 1   | 3                       |
| Lacrosse                                     | 1                                     | 2                                     | 1                              | 2   |                                       |                                       |                                |   | 3                       |
| Soccer                                       | 2                                     | 1                                     | 2                              | 1   |                                       |                                       |                                |   | 3                       |
| Track and Field and Cross Country (combined) | 1                                     | 3                                     | 1                              | 3   |                                       |                                       |                                |   | 4                       |
| Wrestling                                    | 2                                     | 1                                     | 2                              | 1   |                                       |                                       |                                |   | 3                       |
| Coaching Position Totals                     | 20                                    | 12                                    | 20                             | 12  | 0                                     | 1                                     | 0                              | 1   | 33                      |

CAVEAT

## Assistant Coaches - Women's Teams

For each women's team, indicate whether the assistant coach is male or female, was assigned to the team on a full-time or part-time basis, and whether the coach was employed by the institution on a full-time basis or on a part-time or volunteer basis, by entering a 1 in the appropriate field.

| Varsity Teams                                | Male Assistant Coaches                |                                       |                                |   | Female Assistant Coaches              |                                       |                                |   | Total Assistant Coaches |
|--|---------------------------------------|---------------------------------------|--------------------------------|---|---------------------------------------|---------------------------------------|--------------------------------|---|-------------------------|
|  | Assigned to Team on a Full-Time Basis | Assigned to Team on a Part-Time Basis | Full-Time Institution Employee | Part-Time Institution Employee or Volunteer | Assigned to Team on a Full-Time Basis | Assigned to Team on a Part-Time Basis | Full-Time Institution Employee | Part-Time Institution Employee or Volunteer |                         |
| Basketball                                   | <input type="text"/>                  | <input type="text"/>                  | <input type="text"/>           | <input type="text"/>                        | <input type="text" value="3"/>        | <input type="text"/>                  | <input type="text" value="3"/> | <input type="text"/>                        | 3                       |
| Field Hockey                                 | <input type="text"/>                  | <input type="text"/>                  | <input type="text"/>           | <input type="text"/>                        | <input type="text" value="2"/>        | <input type="text" value="1"/>        | <input type="text" value="2"/> | <input type="text" value="1"/>              | 3                       |
| Golf   | <input type="text"/>                  | <input type="text" value="1"/>        | <input type="text"/>           | <input type="text" value="1"/>              | <input type="text"/>                  | <input type="text" value="1"/>        | <input type="text"/>           | <input type="text" value="1"/>              | 2                       |
| Gymnastics                                   | <input type="text" value="1"/>        | <input type="text" value="1"/>        | <input type="text" value="1"/> | <input type="text" value="1"/>              | <input type="text" value="1"/>        | <input type="text"/>                  | <input type="text" value="1"/> | <input type="text"/>                        | 3                       |
| Lacrosse                                     | <input type="text" value="1"/>        | <input type="text"/>                  | <input type="text" value="1"/> | <input type="text"/>                        | <input type="text" value="1"/>        | <input type="text"/>                  | <input type="text" value="1"/> | <input type="text"/>                        | 2                       |
| Rowing                                       | <input type="text"/>                  | <input type="text"/>                  | <input type="text"/>           | <input type="text"/>                        | <input type="text" value="2"/>        | <input type="text"/>                  | <input type="text" value="2"/> | <input type="text"/>                        | 2                       |
| Soccer                                       | <input type="text" value="1"/>        | <input type="text"/>                  | <input type="text" value="1"/> | <input type="text"/>                        | <input type="text" value="1"/>        | <input type="text" value="1"/>        | <input type="text" value="1"/> | <input type="text" value="1"/>              | 3                       |
| Softball                                     | <input type="text"/>                  | <input type="text" value="1"/>        | <input type="text"/>           | <input type="text" value="1"/>              | <input type="text" value="2"/>        | <input type="text"/>                  | <input type="text" value="2"/> | <input type="text"/>                        | 3                       |
| Swimming and Diving (combined)               | <input type="text" value="1"/>        | <input type="text" value="1"/>        | <input type="text" value="1"/> | <input type="text" value="1"/>              | <input type="text" value="1"/>        | <input type="text"/>                  | <input type="text" value="1"/> | <input type="text"/>                        | 3                       |
| Tennis                                       | <input type="text"/>                  | <input type="text"/>                  | <input type="text"/>           | <input type="text"/>                        | <input type="text"/>                  | <input type="text" value="2"/>        | <input type="text"/>           | <input type="text" value="2"/>              | 2                       |
| Track and Field and Cross Country (combined) | <input type="text"/>                  | <input type="text" value="1"/>        | <input type="text"/>           | <input type="text" value="1"/>              | <input type="text" value="1"/>        | <input type="text" value="3"/>        | <input type="text" value="1"/> | <input type="text" value="3"/>              | 5                       |
| Volleyball                                   | <input type="text" value="1"/>        | <input type="text"/>                  | <input type="text" value="1"/> | <input type="text"/>                        | <input type="text"/>                  | <input type="text" value="1"/>        | <input type="text"/>           | <input type="text" value="1"/>              | 2                       |
| <b>Coaching Position Totals</b>              | <b>5</b>                              | <b>5</b>                              | <b>5</b>                       | <b>5</b>                                    | <b>14</b>                             | <b>9</b>                              | <b>14</b>                      | <b>9</b>                                    | <b>33</b>               |

CAVEAT

## Assistant Coaches' Salaries - Men's and Women's Teams

Enter only salaries and bonuses that your institution pays assistant coaches as compensation for coaching. Do not include benefits on this screen.

Do not include volunteer coaches in calculating the average salary and the Full-Time Equivalent (FTE) Total.

For help calculating the FTE total click on the "Need help? Click here for screen instructions" link on this screen.

|   | Men's Teams | Women's Teams |
|---|-------------|---------------|
| Average Annual Institutional Salary per Assistant Coach   | 98,739      | 41,620        |
| Number of Assistant Coaches Used to Calculate the Average   | 26          | 24            |
| Number of Volunteer Assistant Coaches. (Do not include these coaches in your salary or FTE calculations.) | 7           | 9             |
| Average Annual Institutional Salary per Full-time equivalent (FTE)  | 108,093     | 48,139        |
| Sum of Full-Time Equivalent (FTE) Positions Used to Calculate the Average                                 | 23.75       | 20.75         |

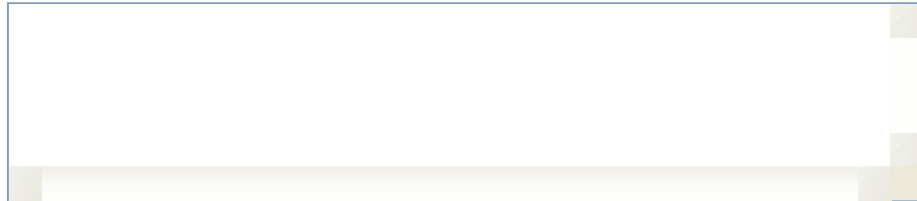
CAVEAT

# Athletically Related Student Aid - Men's and Women's Teams

Athletically related student aid is any scholarship, grant, or other form of financial assistance, offered by an institution, the terms of which require the recipient to participate in a program of intercollegiate athletics at the institution. Other student aid, of which a student-athlete simply happens to be the recipient, is not athletically related student aid. If you do not have any aid to report, enter a 0.

|                 | Men's Teams | Women's Teams | Total     |
|-----------------|-------------|---------------|-----------|
| Total           | 5,101,575   | 4,456,577     | 9,558,152 |
| Ratio (percent) | 53          | 47            | 100%      |

CAVEAT

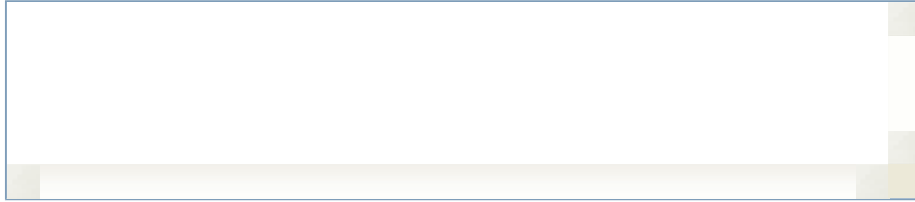


# Recruiting Expenses - Men's and Women's Teams

Recruiting expenses are all expenses an institution incurs attributable to recruiting activities. This includes, but is not limited to, expenses for lodging, meals, telephone use, and transportation (including vehicles used for recruiting purposes) for both recruits and personnel engaged in recruiting, and other expenses for official and unofficial visits, and all other expenses related to recruiting. If you do not have any recruiting expenses to report, enter a 0.

|       | Men's Teams | Women's Teams | Total   |
|-------|-------------|---------------|---------|
| Total | 495,170     | 223,673       | 718,843 |

CAVEAT



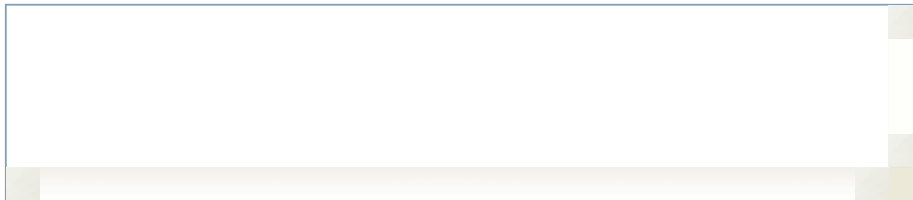
# Operating (Game-Day) Expenses - Men's and Women's Teams by Team

Operating expenses are all expenses an institution incurs attributable to home, away, and neutral-site intercollegiate athletic contests (commonly known as "game-day expenses"), for (A) Lodging, meals, transportation, uniforms, and equipment for coaches, team members, support staff (including, but not limited to team managers and trainers), and others; and (B) Officials.

For a sport with a men's team and a women's team that have a combined budget, click on the "Need help? Click here for screen instructions" link for special instructions.

| Varsity Teams   | Men's Teams  |                                    |                  | Women's Teams |                                    |                  | Total Operating Expenses |
|---|--------------|------------------------------------|------------------|---------------|------------------------------------|------------------|--------------------------|
|   | Participants | Operating Expenses per Participant | By Team          | Participants  | Operating Expenses per Participant | By Team          |                          |
| Basketball  | 17           | 41,037                             | 697,621          | 22            | 26,414                             | 581,101          | 1,278,722                |
| Football  | 114          | 41,481                             | 4,728,890        |               |                                    |                  | 4,728,890                |
| Baseball  | 34           | 7,575                              | 257,565          |               |                                    |                  | 257,565                  |
| Field Hockey  |              |                                    |                  | 22            | 4,669                              | 102,713          | 102,713                  |
| Golf  | 7            | 5,030                              | 35,208           | 8             | 4,310                              | 34,477           | 69,685                   |
| Gymnastics  |              |                                    |                  | 26            | 3,104                              | 80,710           | 80,710                   |
| Lacrosse  | 47           | 1,889                              | 88,800           | 29            | 2,897                              | 84,006           | 172,806                  |
| Rowing  |              |                                    |                  | 64            | 1,440                              | 92,180           | 92,180                   |
| Soccer  | 23           | 3,477                              | 79,975           | 31            | 4,066                              | 126,037          | 206,012                  |
| Softball  |              |                                    |                  | 20            | 8,550                              | 171,000          | 171,000                  |
| Swimming and Diving (combined)                          |              |                                    |                  | 23            | 4,397                              | 101,141          | 101,141                  |
| Tennis  |              |                                    |                  | 8             | 6,692                              | 53,537           | 53,537                   |
| Track and Field and Cross Country (combined)            | 76           | 1,674                              | 127,206          | 78            | 1,662                              | 129,603          | 256,809                  |
| Volleyball  |              |                                    |                  | 14            | 6,583                              | 92,160           | 92,160                   |
| Wrestling   | 31           | 2,605                              | 80,769           |               |                                    |                  | 80,769                   |
| <b>Total Operating Expenses Men's and Women's Teams</b> | <b>349</b>   |                                    | <b>6,096,034</b> | <b>345</b>    |                                    | <b>1,648,665</b> | <b>7,744,699</b>         |

CAVEAT




**Note: This screen is for game-day expenses only.**

## Total Expenses - Men's and Women's Teams

Enter all expenses attributable to intercollegiate athletic activities. This includes appearance guarantees and options, athletically related student aid, contract services, equipment, fundraising activities, operating expenses, promotional activities, recruiting expenses, salaries and benefits, supplies, travel, and any other expenses attributable to intercollegiate athletic activities.

| Varsity Teams  | Men's Teams | Women's Teams | Total      |
|--|-------------|---------------|------------|
| Basketball   | 3,616,763   | 3,227,178     | 6,843,941  |
| Football   | 19,217,487  |               | 19,217,487 |
| Baseball   | 876,867     |               | 876,867    |
| Field Hockey   |             | 653,482       | 653,482    |
| Golf   | 187,000     | 235,014       | 422,014    |
| Gymnastics   |             | 563,842       | 563,842    |
| Lacrosse   | 683,572     | 670,615       | 1,354,187  |
| Rowing   |             | 546,063       | 546,063    |
| Soccer   | 662,782     | 901,676       | 1,564,458  |
| Softball   |             | 876,377       | 876,377    |
| Swimming and Diving (combined)   |             | 801,073       | 801,073    |
| Tennis   |             | 398,697       | 398,697    |
| Track and Field and Cross Country (combined)   | 567,736     | 871,854       | 1,439,590  |
| Volleyball   |             | 718,475       | 718,475    |
| Wrestling  | 533,150     |               | 533,150    |
| Total Expenses of all Sports, Except Football and Basketball, Combined                       | 3,511,107   | 7,237,168     | 10,748,275 |
| Total Expenses Men's and Women's Teams   | 26,345,357  | 10,464,346    | 36,809,703 |
| Not Allocated by Gender/Sport<br>(Expenses not attributable to a particular sport or sports) |             |               | 16,626,324 |
| Grand Total Expenses   |             |               | 53,436,027 |

CAVEAT



## Total Revenues - Men's and Women's Teams

Your total revenues must cover your total expenses.

Enter all revenues attributable to intercollegiate athletic activities. This includes revenues from appearance guarantees and options, an athletic conference, tournament or bowl games, concessions, contributions from alumni and others, institutional support, program advertising and sales, radio and television, royalties, signage and other sponsorships, sport camps, state or other government support, student activity fees, ticket and luxury box sales, and any other revenues attributable to intercollegiate athletic activities.

| Varsity Teams  | Men's Teams | Women's Teams | Total      |
|--|-------------|---------------|------------|
| Basketball   | 4,172,922   | 882,521       | 5,055,443  |
| Football   | 19,217,487  |               | 19,217,487 |
| Baseball   | 876,867     |               | 876,867    |
| Field Hockey   |             | 653,482       | 653,482    |
| Golf   | 187,000     | 235,014       | 422,014    |
| Gymnastics   |             | 563,842       | 563,842    |
| Lacrosse   | 683,572     | 670,615       | 1,354,187  |
| Rowing   |             | 546,063       | 546,063    |
| Soccer   | 662,782     | 901,676       | 1,564,458  |
| Softball   |             | 876,377       | 876,377    |
| Swimming and Diving (combined)   |             | 801,073       | 801,073    |
| Tennis   |             | 398,697       | 398,697    |
| Track and Field and Cross Country (combined)   | 567,736     | 871,854       | 1,439,590  |
| Volleyball   |             | 718,475       | 718,475    |
| Wrestling  | 533,150     |               | 533,150    |
| Total Revenues of all Sports, Except Football and Basketball, Combined                       | 3,511,107   | 7,237,168     | 10,748,275 |
| Total Revenues Men's and Women's Teams   | 26,901,516  | 8,119,689     | 35,021,205 |
| Not Allocated by Gender/Sport<br>(Revenues not attributable to a particular sport or sports) |             |               | 18,414,822 |
| Grand Total for all Teams (includes by team and not allocated by gender/sport)               |             |               | 53,436,027 |

CAVEAT





## Summary - Men's and Women's Teams

Your Grand Total Revenues must be equal to or greater than your Grand Total Expenses or you will not be able to lock your survey.

|   | <b>Men's<br/>Teams</b> | <b>Women's<br/>Teams</b> | <b>Total</b>      |
|---|------------------------|--------------------------|-------------------|
| 1 Total of Head Coaches' Salaries   | 3,615,408              | 1,871,304                | 5,486,712         |
| 2 Total of Assistant Coaches' Salaries                                      | 2,567,214              | 998,880                  | 3,566,094         |
| 3 Total Salaries (Lines 1+2)  | 6,182,622              | 2,870,184                | 9,052,806         |
| 4 Athletically Related Student Aid  | 5,101,575              | 4,456,577                | 9,558,152         |
| 5 Recruiting Expenses   | 495,170                | 223,673                  | 718,843           |
| 6 Operating (Game-Day) Expenses   | 6,096,034              | 1,648,665                | 7,744,699         |
| 7 Summary of Subset Expenses (Lines 3+4+5+6)                                | 17,875,401             | 9,199,099                | 27,074,500        |
| 8 Total Expenses for Teams  | 26,345,357             | 10,464,346               | 36,809,703        |
| 9 Total Expenses for Teams Minus Subset Expenses (Line 8 – Line 7)          | 8,469,956              | 1,265,247                | 9,735,203         |
| 10 Not Allocated Expenses   |                        |                          | 16,626,324        |
| 11 Grand Total Expenses (Lines 8+10)  |                        |                          | 53,436,027        |
| 12 Total Revenues for Teams   | 26,901,516             | 8,119,689                | 35,021,205        |
| 13 Not Allocated Revenues   |                        |                          | 18,414,822        |
| 14 Grand Total Revenues (Lines 12+13)                                       |                        |                          | 53,436,027        |
| 15 Total Revenues for Teams minus Total Expenses for Teams (Line 12-Line 8) | 556,159                | <b>-2,344,657</b>        | <b>-1,788,498</b> |
| 16 Grand Total Revenues Minus Grand Total Expenses (Line 14- Line 11)       |                        |                          | 0                 |

To return to a data entry screen, click on the link in the Navigation Menu.

To proceed to the Supplemental Information screen, click on the link in the Navigation Menu or click on the "Next" button on this screen.

## Supplemental Information (optional)

This screen may be used to help the reader better understand the data you have provided, or to help a prospective student-athlete make an informed choice of an athletics program.

This information will be viewable on the EADA public website. Please do not include the names of individuals or write messages to the help desk.

To explain specific data entered on a previous screen, please use the caveat box on that screen.

---

