

Equity in Athletics Disclosure Act Report

Rutgers, The State University of New Jersey

New Brunswick Campus

October 15, 2009

Institution: Rutgers University-New Brunswick

Institution Identification

General Information

Institution Name	Rutgers University-New Brunswick
Address 1 *	<input type="text" value="83 Somerset St"/>
Address 2	<input type="text"/>
City *	<input type="text" value="New Brunswick"/>
State *	<input type="text" value="New Jersey"/>
ZIP Code *	<input type="text" value="08901"/> - <input type="text" value="1281"/>
Telephone *	<input type="text" value="732"/> - <input type="text" value="932"/> - <input type="text" value="1766"/> Ext. <input type="text"/>

Athletic Department

Athletic Director Name *	<input type="text" value="Timothy R. Perneti"/>
Address 1 *	<input type="text" value="Louis Brown Athletic Center"/>
Address 2	<input type="text" value="83 Rockafeller Road"/>
City *	<input type="text" value="Piscataway"/>
State *	<input type="text" value="New Jersey"/>
ZIP Code *	<input type="text" value="08854"/> - <input type="text"/>
Telephone *	<input type="text" value="732"/> - <input type="text" value="445"/> - <input type="text" value="8610"/> Ext. <input type="text"/>

Chief Administrative Officer

Chief Administrative Officer's Name *	<input type="text" value="Richard L. McCormick"/>
Title *	<input type="text" value="President"/>
Telephone *	<input type="text" value="732"/> - <input type="text" value="932"/> - <input type="text" value="7454"/> Ext. <input type="text"/>
Fax	<input type="text"/> - <input type="text"/> - <input type="text"/>
E-mail Address *	<input type="text" value="KONCSOL@oldqueens.rutgers.edu"/>

EADA General

Designated Reporting Year *		
Note: The reporting period must be 12 months. The dates for the reporting year should be consistent from year to year.		
Begins: (MM/DD)	<input type="text" value="07/01"/> /2008	Ends: (MM/DD) <input type="text" value="06/30"/> /2009
Number of undergraduates by gender: The numbers below were reported on your institution's 2008-09 IPEDS Survey and should not be changed unless they were reported incorrectly to IPEDS. If the numbers are incorrect, please call the EADA Help Desk to correct them.		
	Number	Percent
Male undergraduates	13565	52
Female undergraduates	12817	48
Total undergraduates	26382	100 %

Athletic Sanctioning Body for the designated reporting year (select one):*

- NCAA Division I-A
- NCAA Division I-AA
- NCAA Division I-AAA
- NCAA Division II (with football)
- NCAA Division II (without football)
- NCAA Division III (with football)
- NCAA Division III (without football)
- Other
- NAIA Division I
- NAIA Division II
- NAIA Division III
- NJCAA Division I
- NJCAA Division II
- NJCAA Division III
- NCCAA Division I
- NCCAA Division II

Other Description:

Update Status

Date Completed

Update Status

Updated

Update

Return to Survey Status

Sports Selection - Men's and Women's Teams

Select the varsity sports teams at your institution.

Sport	Men's	Women's	Sport	Men's	Women's
Archery	<input type="checkbox"/>	<input type="checkbox"/>	Badminton	<input type="checkbox"/>	<input type="checkbox"/>
Baseball	<input checked="" type="checkbox"/>		Basketball	<input checked="" type="checkbox"/>	<input checked="" type="checkbox"/>
Beach Volleyball	<input type="checkbox"/>	<input type="checkbox"/>	Bowling	<input type="checkbox"/>	<input type="checkbox"/>
Cross Country	<input type="checkbox"/>	<input type="checkbox"/>	Diving	<input type="checkbox"/>	<input type="checkbox"/>
Equestrian	<input type="checkbox"/>	<input type="checkbox"/>	Fencing	<input type="checkbox"/>	<input type="checkbox"/>
Field Hockey		<input checked="" type="checkbox"/>	Football	<input checked="" type="checkbox"/>	
Golf	<input checked="" type="checkbox"/>	<input checked="" type="checkbox"/>	Gymnastics	<input type="checkbox"/>	<input checked="" type="checkbox"/>
Ice Hockey	<input type="checkbox"/>	<input type="checkbox"/>	Lacrosse	<input checked="" type="checkbox"/>	<input checked="" type="checkbox"/>
Rifle	<input type="checkbox"/>	<input type="checkbox"/>	Rodeo	<input type="checkbox"/>	<input type="checkbox"/>
Rowing	<input type="checkbox"/>	<input checked="" type="checkbox"/>	Sailing	<input type="checkbox"/>	<input type="checkbox"/>
Skiing	<input type="checkbox"/>	<input type="checkbox"/>	Soccer	<input checked="" type="checkbox"/>	<input checked="" type="checkbox"/>
Softball		<input checked="" type="checkbox"/>	Squash	<input type="checkbox"/>	<input type="checkbox"/>
Swimming	<input type="checkbox"/>	<input checked="" type="checkbox"/>	Swimming and Diving (combined)	<input type="checkbox"/>	<input type="checkbox"/>
Synchronized Swimming		<input type="checkbox"/>	Table Tennis	<input type="checkbox"/>	<input type="checkbox"/>
Team Handball	<input type="checkbox"/>	<input type="checkbox"/>	Tennis	<input type="checkbox"/>	<input checked="" type="checkbox"/>
Track and Field (Indoor)	<input type="checkbox"/>	<input type="checkbox"/>	Track and Field (Outdoor)	<input type="checkbox"/>	<input type="checkbox"/>
Track and Field and Cross Country (combined)	<input checked="" type="checkbox"/>	<input checked="" type="checkbox"/>	Volleyball	<input type="checkbox"/>	<input checked="" type="checkbox"/>
Water Polo	<input type="checkbox"/>	<input type="checkbox"/>	Weight Lifting	<input type="checkbox"/>	<input type="checkbox"/>
Wrestling	<input checked="" type="checkbox"/>	<input type="checkbox"/>	<u>Other Sports (Specify sports in the caveat box.)*</u>	<input type="checkbox"/>	<input type="checkbox"/>

CAVEAT

* If you indicated in the caveat box that your other sports are Dancing and/or Cheerleading, please also specify in the caveat box that your institution has a letter from the Office of Civil Rights confirming that the OCR has determined that Dancing and/or Cheerleading are varsity sports at your institution.

If after leaving this screen you return to it to add a sport, be sure to include associated data for that sport on subsequent screens. If you return to this screen to delete a sport, all associated data for that sport will be deleted from subsequent screens as well.


Athletics Participation - Men's and Women's Teams

Athletics Participation

Number of participants as of the day of the first scheduled contest

Varsity Teams	Men's Teams	Women's Teams
Baseball	35	
Basketball	15	13
Field Hockey		27
Football	125	
Golf	8	10
Gymnastics		26
Lacrosse	47	30
Rowing		54
Soccer	32	28
Softball		24
Swimming		24
Tennis		9
Track and Field and Cross Country (combined)	86	91
Volleyball		16
Wrestling	27	
Total Participants Men's and Women's Teams	375	352
Unduplicated Count of Participants (If an individual participates on more than one team, count that individual only once on this line.)	334	299

CAVEAT



Name of Reporting Institution: Rutgers, State Univ of New Jersey, New Brunswick
Information for the Reporting Year: 2009



50	Table 1	727	Table 1 - - - Athletics Participation.
----	---------	-----	--

		Number of Participants		Number of Participants Participating on a Second Team		Number of Participants Participating on a Third Team	
Sport	Coed Teams	Men's Teams	Women's Teams	Men's Teams	Women's Teams	Men's Teams	Women's Teams
Baseball		35					
Basketball		15	13				
Cross Country		12	18	8	18	6	18
Fencing							
Field Hockey			27				
Football		125		1			
Golf		8	10				
Gymnastics			26				
Lacrosse		47	30				
Rowing			54				
Soccer		32	28				
Softball			24				
Swimming			24				
Tennis			9				
Track, Indoor		40	35	35	35	7	18
Track, Outdoor		34	38	32	35	6	18
Volleyball			16				
Wrestling		27					
Others							
Total Participants		375	352	76	88	19	54
Per Participants		51.6%	48.4%				
Unduplicated Count of Participants		334.0	299.0				

Head Coaches - Men's Teams

Head Coaches - Men's Teams

A full-time head coach is an individual who coaches one team full-time and is a full-time employee of the school.

Varsity Teams	Male Head Coaches				Female Head Coaches				Total Head Coaches
	Full-Time Coaching Duties	Part-Time Coaching Duties	Full-Time University Employee	Part-Time University Employee or Volunteer	Full-Time Coaching Duties	Part-Time Coaching Duties	Full-Time University Employee	Part-Time University or Volunteer	
Baseball	1		1						1
Basketball	1		1						1
Football	1		1						1
Golf						1	1		1
Lacrosse	1		1						1
Soccer	1		1						1
Track and Field and Cross Country (combined)	1		1						1
Wrestling	1		1						1
Coaching Position Totals	7	0	7	0	0	1	1	0	8
CAVEAT	<div style="border: 1px solid black; height: 80px; width: 100%;"></div>								

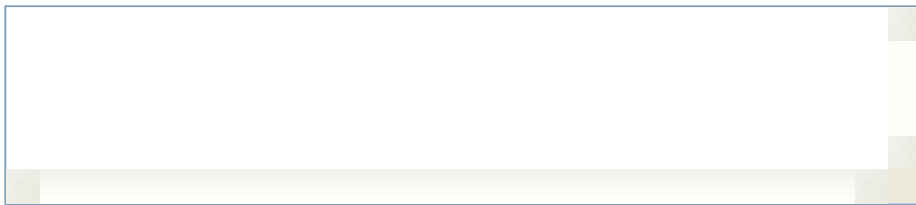
Head Coaches - Women's Teams

Head Coaches - Women's Teams

A full-time head coach is an individual who coaches one team full-time and is a full-time employee of the school.

Varsity Teams	Male Head Coaches				Female Head Coaches				Total Head Coaches
	Full-Time Coaching Duties	Part-Time Coaching Duties	Full-Time University Employee	Part-Time University Employee or Volunteer	Full-Time Coaching Duties	Part-Time Coaching Duties	Full-Time University Employee	Part-Time University Employee or Volunteer	
Basketball	<input type="text"/>	<input type="text"/>	<input type="text"/>	<input type="text"/>	1	<input type="text"/>	1	<input type="text"/>	1
Field Hockey	<input type="text"/>	<input type="text"/>	<input type="text"/>	<input type="text"/>	1	<input type="text"/>	1	<input type="text"/>	1
Golf	<input type="text"/>	<input type="text"/>	<input type="text"/>	<input type="text"/>	<input type="text"/>	1	1	<input type="text"/>	1
Gymnastics	<input type="text"/>	<input type="text"/>	<input type="text"/>	<input type="text"/>	<input type="text"/>	1	<input type="text"/>	1	1
Lacrosse	<input type="text"/>	<input type="text"/>	<input type="text"/>	<input type="text"/>	1	<input type="text"/>	1	<input type="text"/>	1
Rowing	1	<input type="text"/>	1	<input type="text"/>	<input type="text"/>	<input type="text"/>	<input type="text"/>	<input type="text"/>	1
Soccer	1	<input type="text"/>	1	<input type="text"/>	<input type="text"/>	<input type="text"/>	<input type="text"/>	<input type="text"/>	1
Softball	1	<input type="text"/>	1	<input type="text"/>	<input type="text"/>	<input type="text"/>	<input type="text"/>	<input type="text"/>	1
Swimming	1	<input type="text"/>	1	<input type="text"/>	<input type="text"/>	<input type="text"/>	<input type="text"/>	<input type="text"/>	1
Tennis	1	<input type="text"/>	1	<input type="text"/>	<input type="text"/>	<input type="text"/>	<input type="text"/>	<input type="text"/>	1
Track and Field and Cross Country (combined)	1	<input type="text"/>	1	<input type="text"/>	<input type="text"/>	<input type="text"/>	<input type="text"/>	<input type="text"/>	1
Volleyball	1	<input type="text"/>	1	<input type="text"/>	<input type="text"/>	<input type="text"/>	<input type="text"/>	<input type="text"/>	1
Coaching Position Totals	7	0	7	0	3	2	4	1	12

CAVEAT



Head Coaches' Salaries - Men's and Women's Teams

Head Coaches' Salaries

Enter salaries and bonuses only. Do not include benefits on this screen. Do not include volunteer head coaches in calculating average salary and average FTE.

	Men's Teams	Women's Teams
Average Annual Institutional Salary per Head Coach	<input type="text" value="408,446"/>	<input type="text" value="147,971"/>
Number of Head Coaches Included in Average	<input type="text" value="8"/>	<input type="text" value="12"/>
Number of Volunteer Head Coaches not Included in the Average	<input type="text" value="0"/>	<input type="text" value="0"/>
Average Annual Institutional Salary per Full-time equivalent (FTE)	435,676	161,423
Number of Full-time equivalents (FTEs) Included in Average	<input type="text" value="7.50"/>	<input type="text" value="11.00"/>

CAVEAT

Assistant Coaches - Men's Teams

Assistant Coaches - Men's Teams

A full-time assistant coach is an individual who coaches one team full-time and is a full-time employee of the school.

Varsity Teams	Male Assistant Coaches				Female Assistant Coaches				Total Assistant Coaches
	Full-Time Coaching Duties	Part-Time Coaching Duties	Full-Time University Employee	Part-Time University Employee or Volunteer	Full-Time Coaching Duties	Part-Time Coaching Duties	Full-Time University Employee	Part-Time University Employee or Volunteer	
Baseball	1	2	1	2					3
Basketball	3		3						3
Football	9	2	9	2					11
Golf		2		2		1		1	3
Lacrosse	1	2	1	2					3
Soccer	2	1	2	1					3
Track and Field and Cross Country (combined)	1	2	1	2					3
Wrestling	2	1	2	1					3
Coaching Position Totals	19	12	19	12	0	1	0	1	32

CAVEAT



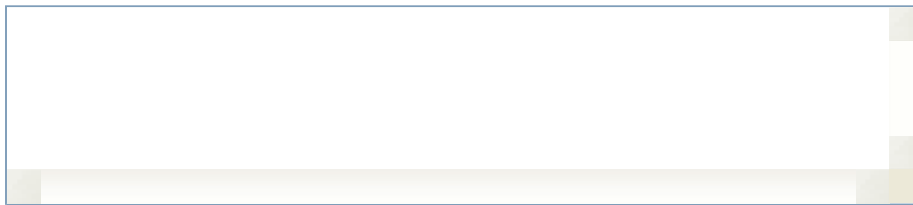
Assistant Coaches - Women's Teams

Assistant Coaches - Women's Teams

A full-time assistant coach is an individual who coaches one team full-time and is a full-time employee of the school.

Varsity Teams	Male Assistant Coaches				Female Assistant Coaches				Total Assistant Coaches
	Full-Time Coaching Duties	Part-Time Coaching Duties	Full-Time University Employee	Part-Time University Employee or Volunteer	Full-Time Coaching Duties	Part-Time Coaching Duties	Full-Time University Employee	Part-Time University Employee or Volunteer	
Basketball					3		3		3
Field Hockey					2		2		2
Golf		2		2		1		1	3
Gymnastics	1	1	1	1	1		1		3
Lacrosse	1		1		1	1	1	1	3
Rowing					2		2		2
Soccer	1		1		1	1	1	1	3
Softball		1		1	2		2		3
Swimming	2		2						2
Tennis						2		2	2
Track and Field and Cross Country (combined)		1		1	1	2	1	2	4
Volleyball	1		1			1		1	2
Coaching Position Totals	6	5	6	5	13	8	13	8	32

CAVEAT



Assistant Coaches' Salaries - Men's and Women's Teams

Assistant Coaches' Salaries

Enter salaries and bonuses only. Do not include benefits on this screen. Do not include volunteer assistant coaches in calculating average salary and average FTE.

	Men's Teams	Women's Teams
Average Annual Institutional Salary per Assistant Coach	<input type="text" value="92,991"/>	<input type="text" value="41,531"/>
Number of Assistant Coaches Included in Average	<input type="text" value="26"/>	<input type="text" value="24"/>
Number of Volunteer Assistant Coaches not Included in the Average	<input type="text" value="6"/>	<input type="text" value="8"/>
Average Annual Institutional Salary per Full-time equivalent (FTE)	102,884	47,464
Number of Full-time equivalents (FTEs) Included in Average	<input type="text" value="23.50"/>	<input type="text" value="21.00"/>

CAVEAT


Athletically Related Student Aid - Men's and Women's Teams

Athletically Related Student Aid

Athletically related student aid is any scholarship, grant, or other form of financial assistance, offered by an institution, the terms of which require the recipient to participate in a program of intercollegiate athletics at the institution. Other student aid, of which a student-athlete simply happens to be the recipient, is not athletically related student aid. If you do not have any aid to report, enter a 0.

	Men's Teams	Women's Teams	Total
Total	4,565,060	3,869,194	8,434,254
Ratio (percent)	54	46	100%

CAVEAT



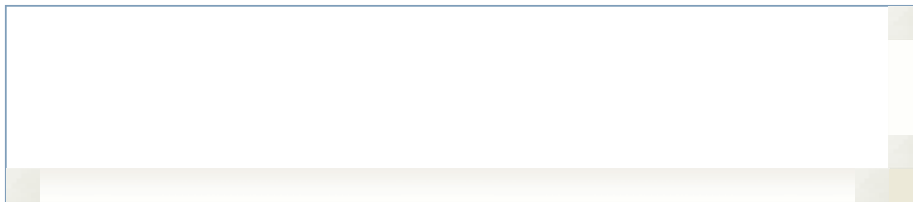
Operating Expenses (i.e., Game-Day Expenses) - Men's and Women's Teams by Team

Operating Expenses by Team

Operating expenses are all expenses an institution incurs attributable to home, away, and neutral-site intercollegiate athletic contests (commonly known as "game-day expenses"), for (A) Lodging, meals, transportation, uniforms, and equipment for coaches, team members, support staff (including, but not limited to team managers and trainers), and others; and (B) Officials.

Varsity Teams	Men's Teams			Women's Teams			Total Operating Expenses
	Participants	Operating Expenses per Participant	By Team	Participants	Operating Expenses per Participant	By Team	
Basketball	15	69,441	1,041,614	13	60,944	792,277	1,833,891
Football	125	44,505	5,563,170				5,563,170
Baseball	35	8,644	302,536				302,536
Field Hockey				27	3,782	102,111	102,111
Golf	8	6,001	48,008	10	4,882	48,818	96,826
Gymnastics				26	5,469	142,198	142,198
Lacrosse	47	1,886	88,653	30	4,072	122,159	210,812
Rowing				54	1,489	80,412	80,412
Soccer	32	4,510	144,305	28	6,203	173,675	317,980
Softball				24	7,237	173,684	173,684
Swimming				24	4,415	105,970	105,970
Tennis				9	7,373	66,358	66,358
Track and Field and Cross Country (combined)	86	1,593	136,971	91	1,644	149,637	286,608
Volleyball				16	6,126	98,020	98,020
Wrestling	27	3,806	102,756				102,756
Total Operating Expenses Men's and Women's Teams	375		7,428,013	352		2,055,319	9,483,332

CAVEAT



Total Expenses - Men's and Women's Teams

Expenses by Team

Expenses are all expenses attributable to intercollegiate athletic activities. This includes appearance guarantees and options, athletically related student aid, contract services, equipment, fundraising activities, operating expenses, promotional activities, recruiting expenses, salaries and benefits, supplies, travel, and any other expenses attributable to intercollegiate athletic activities.

Varsity Teams	Men's Teams	Women's Teams	Total
Basketball	3,793,356	3,925,892	7,719,248
Football	19,738,023		19,738,023
Baseball	954,271		954,271
Field Hockey		676,311	676,311
Golf	186,076	205,139	391,215
Gymnastics		608,941	608,941
Lacrosse	751,708	691,281	1,442,989
Rowing		467,953	467,953
Soccer	883,594	903,065	1,786,659
Softball		821,010	821,010
Swimming		838,674	838,674
Tennis		419,846	419,846
Track and Field and Cross Country (combined)	577,170	873,250	1,450,420
Volleyball		663,007	663,007
Wrestling	454,874		454,874
Total Expenses of all Sports, Except Football and Basketball, Combined	3,807,693	7,168,477	10,976,170
Total Expenses Men's and Women's Teams	27,339,072	11,094,369	38,433,441
Not Allocated by Gender/Sport			15,714,043
Grand Total Expenses			54,147,484

CAVEAT



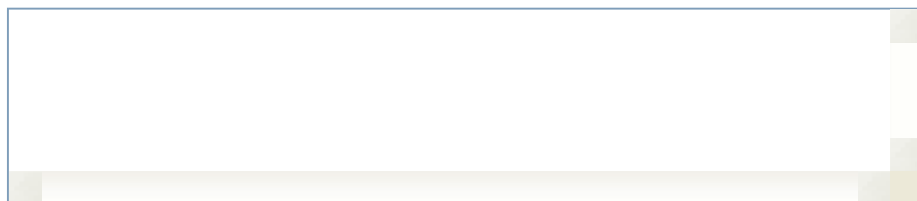
Total Revenues - Men's and Women's Teams

Revenues by Team

Revenues are all revenues attributable to intercollegiate athletic activities. This includes revenues from appearance guarantees and options, an athletic conference, tournament or bowl games, concessions, contributions from alumni and others, institutional support, program advertising and sales, radio and television, royalties, signage and other sponsorships, sport camps, state or other government support, student activity fees, ticket and luxury box sales, and any other revenues attributable to intercollegiate athletic activities.

Varsity Teams	Men's Teams	Women's Teams	Total
Basketball	4,772,797	3,925,892	8,698,689
Football	19,738,023		19,738,023
Baseball	954,268		954,268
Field Hockey		676,311	676,311
Golf	186,080	205,139	391,219
Gymnastics		608,941	608,941
Lacrosse	751,708	691,281	1,442,989
Rowing		467,953	467,953
Soccer	883,594	903,065	1,786,659
Softball		821,010	821,010
Swimming		838,674	838,674
Tennis		419,846	419,846
Track and Field and Cross Country (combined)	577,170	873,250	1,450,420
Volleyball		663,007	663,007
Wrestling	454,874		454,874
Total Revenues of all Sports, Except Football and Basketball, Combined	3,807,694	7,168,477	10,976,171
Total Revenues Men's and Women's Teams	28,318,514	11,094,369	39,412,883
Not Allocated by Gender/Sport			14,891,873
Grand Total for all Teams (includes by team and not allocated by gender/sport)			54,304,756

CAVEAT



Summary - Men's and Women's Teams

Revenues and Expenses Summary

	Men's Teams	Women's Teams	Total
1 Total of Head Coaches' Salaries	3,267,568	1,775,652	5,043,220
2 Total of Assistant Coaches' Salaries	2,417,766	996,744	3,414,510
3 Total Salaries (Lines 1+2)	5,685,334	2,772,396	8,457,730
4 Athletically Related Student Aid	4,565,060	3,869,194	8,434,254
5 Recruiting Expenses	485,076	287,304	772,380
6 Operating Expenses	7,428,013	2,055,319	9,483,332
7 Summary of Subset Expenses (Lines 3+4+5+6)	18,163,483	8,984,213	27,147,696
8 Total Expenses	27,339,072	11,094,369	38,433,441
9 Total Expenses Minus Subset Expenses (Line 8 – Line 7)	9,175,589	2,110,156	11,285,745
10 Not Allocated Expenses			15,714,043
11 Grand Total Expenses (Lines 8+10)			54,147,484
12 Total Revenues	28,318,514	11,094,369	39,412,883
13 Not Allocated Revenues			14,891,873
14 Grand Total Revenues (Lines 12+13)			54,304,756
15 Total Revenues Minus Expenses (Line 12- Line 8)	979,442	0	979,442
16 Grand Total Revenues Minus Grand Total Expenses (Line 14- Line 11)			157,272

Please review this screen carefully. **The amount of Grand Total Revenues must be equal to or greater than the amount of Grand Total Expenses** before you can lock your survey data. If it is not, you must go back and correct the amounts you entered on the Total Revenues and/or Total Expenses screen(s).

Remember that your **Total Revenues** and **Total Expenses** screens must include amounts you entered on some of the other screens. That is:

- The amount you entered on the Athletically Related Student Aid screen must be included with all of your other revenues (budget, ticket sales, etc.) on the **Total Revenues** screen. For detailed information on what to include in Total Revenues, click on 'Click here for screen instructions' on the Total Revenues screen.
- The amount you entered on the Operating Expenses, Recruiting Expenses, and Athletically Related Student Aid screens must be included with all of your other expenses (salaries and benefits, equipment, etc.) on the **Total Expenses** screen. For detailed information about what to include in Total Expenses, click on 'Click here for screen instructions' on the Total Expenses screen.

To return to the data entry screens to make corrections, click on the link in the menu on the left of this screen.

To proceed to the Supplemental Information screen, click on that link in the menu or click on the 'Next' button on the bottom of this screen.

Supplemental Information

Supplemental Information

This screen is optional. You may use it to provide additional information to help the reader better understand the data you have provided in this survey, or to help a prospective student-athlete make an informed choice of an athletic program. If you do not want to enter any supplemental information, please leave this screen blank.

