

Equity in Athletics Disclosure Act Report

Rutgers, The State University of New Jersey

Camden Campus

October 15, 2012

Rutgers University-Camden

Institution Identification

General Information

Institution Name	Rutgers University-Camden
Address 1 *	<input type="text" value="406 Penn"/>
Address 2	<input type="text"/>
City *	<input type="text" value="Camden"/>
State *	<input type="text" value="New Jersey"/>
ZIP Code *	<input type="text" value="08102"/> - <input type="text"/>
Telephone *	<input type="text" value="856"/> - <input type="text" value="225"/> - <input type="text" value="6095"/> Ext. <input type="text"/>

Athletic Department

Athletic Director Name *	<input type="text" value="Jeffrey L. Dean"/>
Address 1 *	<input type="text" value="301 Linden Street"/>
Address 2	<input type="text"/>
City *	<input type="text" value="Camden"/>
State *	<input type="text" value="New Jersey"/>
ZIP Code *	<input type="text" value="08102"/> - <input type="text" value="1400"/>
Telephone *	<input type="text" value="856"/> - <input type="text" value="225"/> - <input type="text" value="2747"/> Ext. <input type="text"/>

Chief Administrative Officer

Chief Administrative Officer's Name *	<input type="text" value="Robert L. Barchi"/>
Title *	<input type="text" value="President"/>
Telephone *	<input type="text" value="856"/> - <input type="text" value="932"/> - <input type="text" value="7454"/> Ext. <input type="text"/>
Fax	<input type="text"/> - <input type="text"/> - <input type="text"/>
E-mail Address *	<input type="text" value="KONCSOL@oldqueens.rutgers.edu"/>

EADA General

Designated Reporting Year *

Note: The reporting period must be 12 months. The dates for the reporting year should be consistent from year to year.

Begins: (MM/DD) /2011 Ends: (MM/DD) /2012

Number of full-time undergraduates by gender: The numbers below were reported on your institution's 2011-12 IPEDS Survey and should not be changed unless they were reported incorrectly to IPEDS. If the numbers are incorrect, please call the EADA Help Desk to correct them.

	Number	Percent
Male full-time undergraduates	1776	47
Female full-time undergraduates	2018	53
Total full-time undergraduates	3794	100 %

Athletic Sanctioning Body for the designated reporting year (select one):*

- NCAA Division I-A NAIA Division I
- NCAA Division I-AA NAIA Division II
- NCAA Division I-AAA NAIA Division III
- NCAA Division II (with football) NJCAA Division I
- NCAA Division II (without football) NJCAA Division II
- NCAA Division III (with football) NJCAA Division III
- NCAA Division III (without football) NCCAA Division I
- Other NCCAA Division II

Other Description:

Update Status

Date Completed

Update Status

-		
---	--	--

Sports Selection - Men's and Women's Teams

Select the varsity sports teams at your institution.

Sport	Men's	Women's	Sport	Men's	Women's
Archery	<input type="checkbox"/>	<input type="checkbox"/>	Badminton	<input type="checkbox"/>	<input type="checkbox"/>
Baseball	<input checked="" type="checkbox"/>		Basketball	<input checked="" type="checkbox"/>	<input checked="" type="checkbox"/>
Beach Volleyball	<input type="checkbox"/>	<input type="checkbox"/>	Bowling	<input type="checkbox"/>	<input type="checkbox"/>
Cross Country	<input type="checkbox"/>	<input type="checkbox"/>	Diving	<input type="checkbox"/>	<input type="checkbox"/>
Equestrian	<input type="checkbox"/>	<input type="checkbox"/>	Fencing	<input type="checkbox"/>	<input type="checkbox"/>
Field Hockey		<input type="checkbox"/>	Football	<input type="checkbox"/>	
Golf	<input checked="" type="checkbox"/>	<input type="checkbox"/>	Gymnastics	<input type="checkbox"/>	<input type="checkbox"/>
Ice Hockey	<input type="checkbox"/>	<input type="checkbox"/>	Lacrosse	<input type="checkbox"/>	<input checked="" type="checkbox"/>
Rifle	<input type="checkbox"/>	<input type="checkbox"/>	Rodeo	<input type="checkbox"/>	<input type="checkbox"/>
Rowing	<input checked="" type="checkbox"/>	<input checked="" type="checkbox"/>	Sailing	<input type="checkbox"/>	<input type="checkbox"/>
Skiing	<input type="checkbox"/>	<input type="checkbox"/>	Soccer	<input checked="" type="checkbox"/>	<input checked="" type="checkbox"/>
Softball		<input checked="" type="checkbox"/>	Squash	<input type="checkbox"/>	<input type="checkbox"/>
Swimming	<input type="checkbox"/>	<input type="checkbox"/>	Swimming and Diving (combined)	<input type="checkbox"/>	<input type="checkbox"/>
Synchronized Swimming		<input type="checkbox"/>	Table Tennis	<input type="checkbox"/>	<input type="checkbox"/>
Team Handball	<input type="checkbox"/>	<input type="checkbox"/>	Tennis	<input checked="" type="checkbox"/>	<input checked="" type="checkbox"/>
Track and Field (Indoor)	<input type="checkbox"/>	<input type="checkbox"/>	Track and Field (Outdoor)	<input type="checkbox"/>	<input type="checkbox"/>
Track and Field and Cross Country (combined)	<input checked="" type="checkbox"/>	<input checked="" type="checkbox"/>	Volleyball	<input type="checkbox"/>	<input checked="" type="checkbox"/>
Water Polo	<input type="checkbox"/>	<input type="checkbox"/>	Weight Lifting	<input type="checkbox"/>	<input type="checkbox"/>
Wrestling	<input type="checkbox"/>	<input type="checkbox"/>	Other Sports (Specify sports in the caveat box.)*	<input type="checkbox"/>	<input type="checkbox"/>

CAVEAT

Men's Rowing is a club sport but participates with the Women's Team.

* If you indicated in the caveat box that your other sports are Dancing and/or Cheerleading, please also specify in the caveat box that your institution has a letter from the Office for Civil Rights confirming that the OCR has determined that Dancing and/or Cheerleading are varsity sports at your institution.

If you save the data on this screen, then return to the screen to make changes, note the following:

- 1) If you select an additional team remember to include associated data for that sport on subsequent screens;
- 2) If you delete a sport but have already entered associated data on other screens, all associated data for that sport will be deleted from subsequent screens. However, because the survey system has to recalculate the totals, you must re-save every screen.

Athletics Participation - Men's and Women's Teams

Enter the number of participants as of the day of the first scheduled contest.

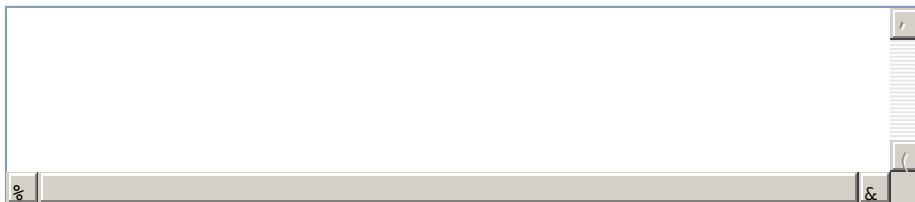
Varsity Teams

Men's Teams

Women's Teams

Baseball	36	
Basketball	13	15
Golf	13	
Lacrosse		16
Rowing	11	11
Soccer	27	16
Softball		16
Tennis	11	7
Track and Field and Cross Country (combined)	47	21
Volleyball		16
Total Participants Men's and Women's Teams	158	118
Unduplicated Count of Participants <i>(This is a head count. If an individual participates on more than one team, count that individual only once on this line.)</i>	128	99

CAVEAT



If you save the data on this screen, then return to the screen to make changes, please note you must re-save every screen because the survey system has to recalculate the totals.

Rutgers, The State Univ. of New Jersey, Camden
Information for the Reporting Year: 2012

Table 1 -- Athletics Participation

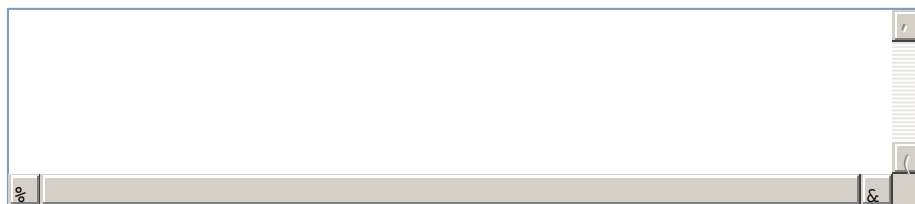
Sport	Coed Teams	Number of Participants		Number of Participants Participating on a Second Team		Number of Participants Participating on a Third Team	
		Men's Teams	Women's Teams	Men's Teams	Women's Teams	Men's Teams	Women's Teams
Baseball		36		1			
Basketball		13	15		1		3
Cross Country		12	6	2		10	2
Golf		13		1			
Lacrosse			16		1		3
Rowing		11	11				
Soccer		27	16		3	1	1
Softball			16		1		
Tennis		11	7				2
Track, Indoor		17	7	6	6	11	2
Track, Outdoor		18	8	4	7	11	2
Volleyball			16		1		
Others							
Total Participants		158	118				
Unduplicated Count of Participants		128	99				

Head Coaches - Men's Teams

For each men's team, indicate whether the head coach is male or female, was assigned to the team on a full-time or part-time basis, and whether the coach was employed by the institution on a full-time basis or on a part-time or volunteer basis, by entering a 1 in the appropriate field.

The Swimming and Diving (combined) fields allow up to 2 head coaches. The Track and Field and Cross Country (combined) fields allow up to 3.

Varsity Teams	Male Head Coaches				Female Head Coaches				Total Head Coaches
	Assigned to Team on a Full-Time Basis	Assigned to Team on a Part-Time Basis	Full-Time Institution Employee	Part-Time Institution Employee or Volunteer	Assigned to Team on a Full-Time Basis	Assigned to Team on a Part-Time Basis	Full-Time Institution Employee	Part-Time Institution Employee or Volunteer	
Baseball	1		1						1
Basketball	1		1						1
Golf		1	1						1
Rowing		1		1					1
Soccer		1		1					1
Tennis		1		1					1
Track and Field and Cross Country (combined)		1	1						1
Coaching Position Totals	2	5	4	3	0	0	0	0	7
CAVEAT									




Head Coaches - Women's Teams

For each women's team, indicate whether the head coach is male or female, was assigned to the team on a full-time or part-time basis, and whether the coach was employed by the institution on a full-time basis or on a part-time or volunteer basis, by entering a 1 in the appropriate field.

The Swimming and Diving (combined) fields allow up to 2 head coaches. The Track and Field and Cross Country (combined) fields allow up to 3.

Varsity Teams	Male Head Coaches				Female Head Coaches				Total Head Coaches
	Assigned to Team on a Full-Time Basis	Assigned to Team on a Part-Time Basis	Full-Time Institution Employee	Part-Time Institution Employee or Volunteer	Assigned to Team on a Full-Time Basis	Assigned to Team on a Part-Time Basis	Full-Time Institution Employee	Part-Time Institution Employee or Volunteer	
Basketball	<input type="text"/>	<input type="text"/>	<input type="text"/>	<input type="text"/>	1	<input type="text"/>	1	<input type="text"/>	1
Lacrosse	<input type="text"/>	<input type="text"/>	<input type="text"/>	<input type="text"/>	<input type="text"/>	1	<input type="text"/>	1	1
Rowing	<input type="text"/>	<input type="text"/>	<input type="text"/>	<input type="text"/>	<input type="text"/>	1	<input type="text"/>	1	1
Soccer	<input type="text"/>	<input type="text"/>	<input type="text"/>	<input type="text"/>	<input type="text"/>	1	<input type="text"/>	1	1
Softball	<input type="text"/>	1	<input type="text"/>	1	<input type="text"/>	<input type="text"/>	<input type="text"/>	<input type="text"/>	1
Tennis	<input type="text"/>	1	<input type="text"/>	1	<input type="text"/>	<input type="text"/>	<input type="text"/>	<input type="text"/>	1
Track and Field and Cross Country (combined)	<input type="text"/>	1	1	<input type="text"/>	<input type="text"/>	<input type="text"/>	<input type="text"/>	<input type="text"/>	1
Volleyball	<input type="text"/>	1	<input type="text"/>	1	<input type="text"/>	<input type="text"/>	<input type="text"/>	<input type="text"/>	1
Coaching Position Totals	0	4	1	3	1	3	1	3	8

CAVEAT



Head Coaches' Salaries - Men's and Women's Teams

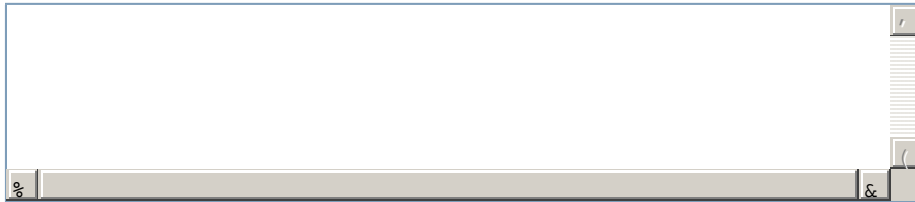
Enter only salaries and bonuses that your institution pays head coaches as compensation for coaching. Do not include benefits on this screen.

Do not include volunteer coaches in calculating the average salary and the Full-Time Equivalent (FTE) Total.

For help calculating the FTE total click on the "Need help? Click here for screen instructions" link on this screen.

	Men's Teams	Women's Teams
Average Annual Institutional Salary per Head Coach	18,172	15,597
Number of Head Coaches Used to Calculate the Average	7	8
Number of Volunteer Head Coaches (Do not include these coaches in your salary or FTE calculations.)	0	0
Average Annual Institutional Salary per Full-time equivalent (FTE)	25,441	24,955
Sum of Full-Time Equivalent (FTE) Positions Used to Calculate the Average	5.00	5.00

CAVEAT




Assistant Coaches - Men's Teams

For each men's team, indicate whether the assistant coach is male or female, was assigned to the team on a full-time or part-time basis, and whether the coach was employed by the institution on a full-time basis or on a part-time or volunteer basis, by entering a 1 in the appropriate field.

Varsity Teams	Male Assistant Coaches				Female Assistant Coaches				Total Assistant Coaches
	Assigned to Team on a Full-Time Basis	Assigned to Team on a Part-Time Basis	Full-Time Institution Employee	Part-Time Institution Employee or Volunteer	Assigned to Team on a Full-Time Basis	Assigned to Team on a Part-Time Basis	Full-Time Institution Employee	Part-Time Institution Employee or Volunteer	
Baseball	<input type="text"/>	<input type="text" value="4"/>	<input type="text"/>	<input type="text" value="4"/>	<input type="text"/>	<input type="text"/>	<input type="text"/>	<input type="text"/>	4
Basketball	<input type="text"/>	<input type="text" value="3"/>	<input type="text"/>	<input type="text" value="3"/>	<input type="text"/>	<input type="text"/>	<input type="text"/>	<input type="text"/>	3
Golf	<input type="text"/>	<input type="text" value="2"/>	<input type="text"/>	<input type="text" value="2"/>	<input type="text"/>	<input type="text"/>	<input type="text"/>	<input type="text"/>	2
Rowing	<input type="text"/>	<input type="text" value="1"/>	<input type="text"/>	<input type="text" value="1"/>	<input type="text"/>	<input type="text" value="1"/>	<input type="text"/>	<input type="text" value="1"/>	2
Soccer	<input type="text"/>	<input type="text" value="4"/>	<input type="text"/>	<input type="text" value="4"/>	<input type="text"/>	<input type="text"/>	<input type="text"/>	<input type="text"/>	4
Tennis	<input type="text"/>	<input type="text"/>	<input type="text"/>	<input type="text"/>	<input type="text"/>	<input type="text" value="2"/>	<input type="text"/>	<input type="text" value="2"/>	2
Track and Field and Cross Country (combined)	<input type="text"/>	<input type="text" value="3"/>	<input type="text"/>	<input type="text" value="3"/>	<input type="text"/>	<input type="text" value="1"/>	<input type="text"/>	<input type="text" value="1"/>	4
Coaching Position Totals	0	17	0	17	0	4	0	4	21

CAVEAT

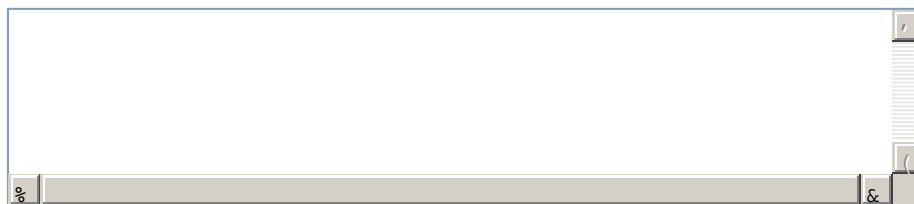


Assistant Coaches - Women's Teams

For each women's team, indicate whether the assistant coach is male or female, was assigned to the team on a full-time or part-time basis, and whether the coach was employed by the institution on a full-time basis or on a part-time or volunteer basis, by entering a 1 in the appropriate field.

Varsity Teams	Male Assistant Coaches				Female Assistant Coaches				Total Assistant Coaches
	Assigned to Team on a Full-Time Basis	Assigned to Team on a Part-Time Basis	Full-Time Institution Employee	Part-Time Institution Employee or Volunteer	Assigned to Team on a Full-Time Basis	Assigned to Team on a Part-Time Basis	Full-Time Institution Employee	Part-Time Institution Employee or Volunteer	
Basketball	<input type="text"/>	<input type="text" value="1"/>	<input type="text"/>	<input type="text" value="1"/>	<input type="text"/>	<input type="text" value="1"/>	<input type="text"/>	<input type="text" value="1"/>	2
Lacrosse	<input type="text"/>	<input type="text"/>	<input type="text"/>	<input type="text"/>	<input type="text"/>	<input type="text" value="2"/>	<input type="text"/>	<input type="text" value="2"/>	2
Rowing	<input type="text"/>	<input type="text" value="1"/>	<input type="text"/>	<input type="text" value="1"/>	<input type="text"/>	<input type="text" value="1"/>	<input type="text"/>	<input type="text" value="1"/>	2
Soccer	<input type="text"/>	<input type="text" value="1"/>	<input type="text"/>	<input type="text" value="1"/>	<input type="text"/>	<input type="text" value="2"/>	<input type="text"/>	<input type="text" value="2"/>	3
Softball	<input type="text"/>	<input type="text" value="1"/>	<input type="text"/>	<input type="text" value="1"/>	<input type="text"/>	<input type="text" value="1"/>	<input type="text"/>	<input type="text" value="1"/>	2
Tennis	<input type="text"/>	<input type="text"/>	<input type="text"/>	<input type="text"/>	<input type="text"/>	<input type="text" value="2"/>	<input type="text"/>	<input type="text" value="2"/>	2
Track and Field and Cross Country (combined)	<input type="text"/>	<input type="text" value="3"/>	<input type="text"/>	<input type="text" value="3"/>	<input type="text"/>	<input type="text" value="1"/>	<input type="text"/>	<input type="text" value="1"/>	4
Volleyball	<input type="text"/>	<input type="text" value="1"/>	<input type="text"/>	<input type="text" value="1"/>	<input type="text"/>	<input type="text" value="1"/>	<input type="text"/>	<input type="text" value="1"/>	2
Coaching Position Totals	0	8	0	8	0	11	0	11	19

CAVEAT



Assistant Coaches' Salaries - Men's and Women's Teams

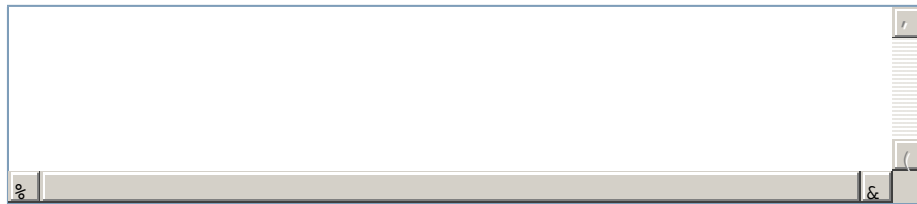
Enter only salaries and bonuses that your institution pays assistant coaches as compensation for coaching. Do not include benefits on this screen.

Do not include volunteer coaches in calculating the average salary and the Full-Time Equivalent (FTE) Total.

For help calculating the FTE total click on the "Need help? Click here for screen instructions" link on this screen.

	Men's Teams	Women's Teams
Average Annual Institutional Salary per Assistant Coach	2,303	3,426
Number of Assistant Coaches Used to Calculate the Average	19	17
Number of Volunteer Assistant Coaches. (Do not include these coaches in your salary or FTE calculations.)	2	2
Average Annual Institutional Salary per Full-time equivalent (FTE)	25,004	24,997
Sum of Full-Time Equivalent (FTE) Positions Used to Calculate the Average	1.75	2.33

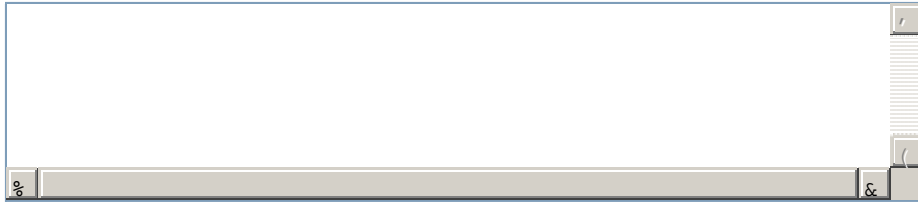
CAVEAT



Athletically Related Student Aid - Men's and Women's Teams

Athletically related student aid is any scholarship, grant, or other form of financial assistance, offered by an institution, the terms of which require the recipient to participate in a program of intercollegiate athletics at the institution. Other student aid, of which a student-athlete simply happens to be the recipient, is not athletically related student aid. If you do not have any aid to report, enter a 0.

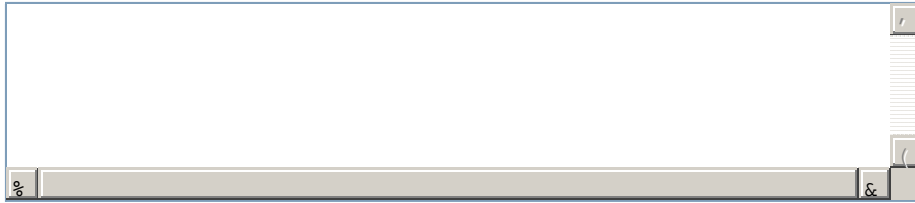
	Men's Teams	Women's Teams	Total
Amount of Aid	<input type="text" value="0"/>	<input type="text" value="0"/>	0
Ratio (percent)	0	0	100%
CAVEAT			



Recruiting Expenses - Men's and Women's Teams

Recruiting expenses are all expenses an institution incurs attributable to recruiting activities. This includes, but is not limited to, expenses for lodging, meals, telephone use, and transportation (including vehicles used for recruiting purposes) for both recruits and personnel engaged in recruiting, and other expenses for official and unofficial visits, and all other expenses related to recruiting. If you do not have any recruiting expenses to report, enter a 0.

	Men's Teams	Women's Teams	Total
Total	<input type="text" value="5,422"/>	<input type="text" value="5,685"/>	11,107
CAVEAT			



Operating (Game-Day) Expenses - Men's and Women's Teams by Team

Operating expenses are all expenses an institution incurs attributable to home, away, and neutral-site intercollegiate athletic contests (commonly known as "game-day expenses"), for (A) Lodging, meals, transportation, uniforms, and equipment for coaches, team members, support staff (including, but not limited to team managers and trainers), and others; and (B) Officials.

For a sport with a men's team and a women's team that have a combined budget, click on the "Need help? Click here for screen instructions" link for special instructions.

Varsity Teams	Participants	Men's Teams		Participants	Women's Teams		Total Operating Expenses
		Operating Expenses per Participant	By Team		Operating Expenses per Participant	By Team	
Basketball	13	1,883	24,485	15	2,956	44,339	68,824
Baseball	36	2,959	106,506				106,506
Golf	13	1,765	22,943				22,943
Lacrosse				16	1,075	17,205	17,205
Rowing	11	1,711	18,824	11	1,897	20,866	39,690
Soccer	27	1,884	50,879	16	1,229	19,660	70,539
Softball				16	2,640	42,241	42,241
Tennis	11	1,246	13,706	7	1,522	10,653	24,359
Track and Field and Cross Country (combined)	47	978	45,978	21	1,310	27,516	73,494
Volleyball				16	1,339	21,421	21,421
Total Operating Expenses Men's and Women's Teams	158		283,321	118		203,901	487,222

The Men's and Women's Track & Field and Cross Country Teams have a combined budget. Therefore, the expenses/revenues are reported for each team in a manner proportionate to the number of participants.

Note: This screen is for game-day expenses only.

Total Expenses - Men's and Women's Teams

Enter all expenses attributable to intercollegiate athletic activities. This includes appearance guarantees and options, athletically related student aid, contract services, equipment, fundraising activities, operating expenses, promotional activities, recruiting expenses, salaries and benefits, supplies, travel, and any other expenses attributable to intercollegiate athletic activities.

Varsity Teams	Men's Teams	Women's Teams	Total
Basketball	83,422	106,417	189,839
Baseball	154,470		154,470
Golf	36,612		36,612
Lacrosse		39,044	39,044
Rowing	32,768	35,570	68,338
Soccer	85,451	45,663	131,114
Softball		74,069	74,069
Tennis	26,043	23,707	49,750
Track and Field and Cross Country (combined)	96,410	77,829	174,239
Volleyball		42,520	42,520
Total Expenses of all Sports, Except Football and Basketball, Combined	431,754	338,402	770,156
Total Expenses Men's and Women's Teams	515,176	444,819	959,995
Not Allocated by Gender/Sport (Expenses not attributable to a particular sport or sports)			352,459
Grand Total Expenses			1,312,454

CAVEAT

The Men's and Women's Track & Field and Cross Country Teams have a combined budget. Therefore, the expenses/revenues are reported for each team in a manner proportionate to the number of participants.

Total Revenues - Men's and Women's Teams

Your total revenues must cover your total expenses.

Enter all revenues attributable to intercollegiate athletic activities. This includes revenues from appearance guarantees and options, an athletic conference, tournament or bowl games, concessions, contributions from alumni and others, institutional support, program advertising and sales, radio and television, royalties, signage and other sponsorships, sport camps, state or other government support, student activity fees, ticket and luxury box sales, and any other revenues attributable to intercollegiate athletic activities.

Varsity Teams	Men's Teams	Women's Teams	Total
Basketball	83,422	106,417	189,839
Baseball	154,470		154,470
Golf	36,612		36,612
Lacrosse		39,044	39,044
Rowing	32,768	35,570	68,338
Soccer	85,451	45,663	131,114
Softball		74,069	74,069
Tennis	26,043	23,707	49,750
Track and Field and Cross Country (combined)	96,410	77,829	174,239
Volleyball		42,520	42,520
Total Revenues of all Sports, Except Football and Basketball, Combined	431,754	338,402	770,156
Total Revenues Men's and Women's Teams	515,176	444,819	959,995
Not Allocated by Gender/Sport (Revenues not attributable to a particular sport or sports)			352,459
Grand Total for all Teams (includes by team and not allocated by gender/sport)			1,312,454

CAVEAT

The Men's and Women's Track & Field and Cross Country Teams have a combined budget. Therefore, the expenses/revenues are reported for each team in a manner proportionate to the number of participants.

Summary - Men's and Women's Teams

Your Grand Total Revenues must be equal to or greater than your Grand Total Expenses or you will not be able to lock your survey.

	Men's Teams	Women's Teams	Total
1 Total of Head Coaches' Salaries	127,204	124,776	251,980
2 Total of Assistant Coaches' Salaries	43,757	58,242	101,999
3 Total Salaries (Lines 1+2)	170,961	183,018	353,979
4 Athletically Related Student Aid	0	0	0
5 Recruiting Expenses	5,422	5,685	11,107
6 Operating (Game-Day) Expenses	283,321	203,901	487,222
7 Summary of Subset Expenses (Lines 3+4+5+6)	459,704	392,604	852,308
8 Total Expenses for Teams	515,176	444,819	959,995
9 Total Expenses for Teams Minus Subset Expenses (Line 8 – Line 7)	55,472	52,215	107,687
10 Not Allocated Expenses			352,459
11 Grand Total Expenses (Lines 8+10)			1,312,454
12 Total Revenues for Teams	515,176	444,819	959,995
13 Not Allocated Revenues			352,459
14 Grand Total Revenues (Lines 12+13)			1,312,454
15 Total Revenues for Teams minus Total Expenses for Teams (Line 12-Line 8)	0	0	0
16 Grand Total Revenues Minus Grand Total Expenses (Line 14- Line 11)			0

To return to a data entry screen, click on the link in the [Navigation Menu](#).

To proceed to the Supplemental Information screen, click on the link in the [Navigation Menu](#) or click on the "Next" button on this screen.

Supplemental Information (optional)

This screen may be used to help the reader better understand the data you have provided, or to help a prospective student-athlete make an informed choice of an athletics program.

This information will be viewable on the EADA public website. Please do not include the names of individuals or write messages to the help desk.

To explain specific data entered on a previous screen, please use the caveat box on that screen.

--	--	--