



RUTGERS
THE STATE UNIVERSITY
OF NEW JERSEY

Office of Institutional Research & Academic Planning <http://oirap.rutgers.edu/>
Geology Hall, First Floor
Rutgers, The State University of New Jersey
85 Somerset Street
New Brunswick, NJ 08901-1281

Research: 848-932-7305
Planning: 848-932-7956
Fax: 732-932-1268

Using the Student Experience in the Research University to Gain Insight into Why Students Leave Rutgers Before Graduating

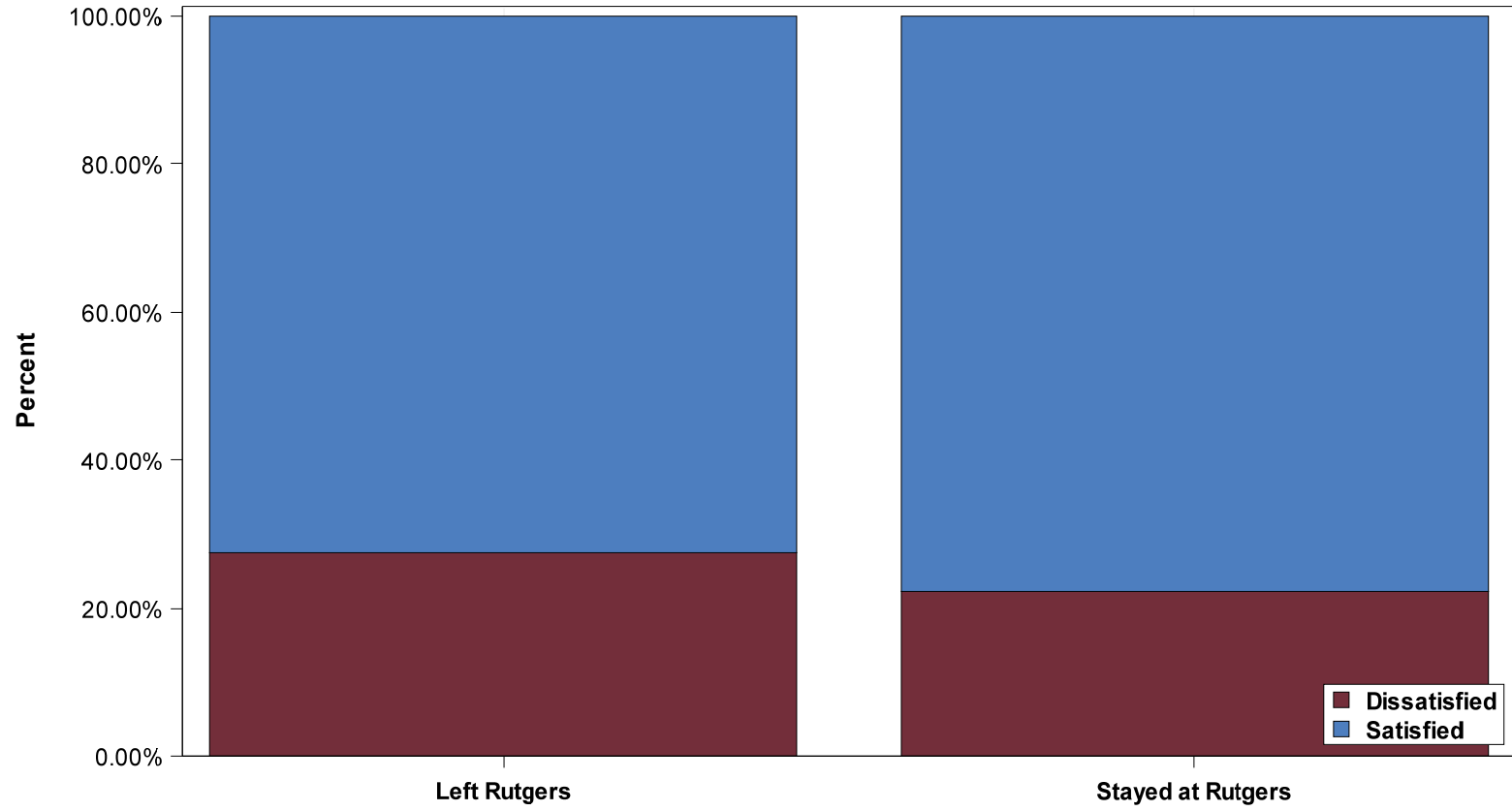
The SERU (Student Experience at the Research Institution) survey has been an important tool for assessing student satisfaction, academic work effort and use of time, self-assessment of current skills and of gains in skills, student engagement and disengagement, scholarship development, and campus climate. Answers to questions about these broad concerns provide critical insights into the behaviors, activities, motivations, and learning patterns of Rutgers undergraduate students.

While the response of undergraduates to the SERU survey come from students who are currently enrolled at Rutgers-New Brunswick during the time the survey was administered, some of these students subsequently left the university without graduating after participating in the SERU survey. The responses of those students who left Rutgers-New Brunswick can be compared to students who remain enrolled at Rutgers-New Brunswick to determine what differences, if any, exist between these two groups of students. SERU data was collected from 2016-2017 to help better understand what aspects of the student experience may lead students to leave Rutgers-New Brunswick. What follows is a series of tables and graphs that investigate these differences and to ascertain some of the reasons why students leave Rutgers-New Brunswick before successfully completing their undergraduate academic careers.

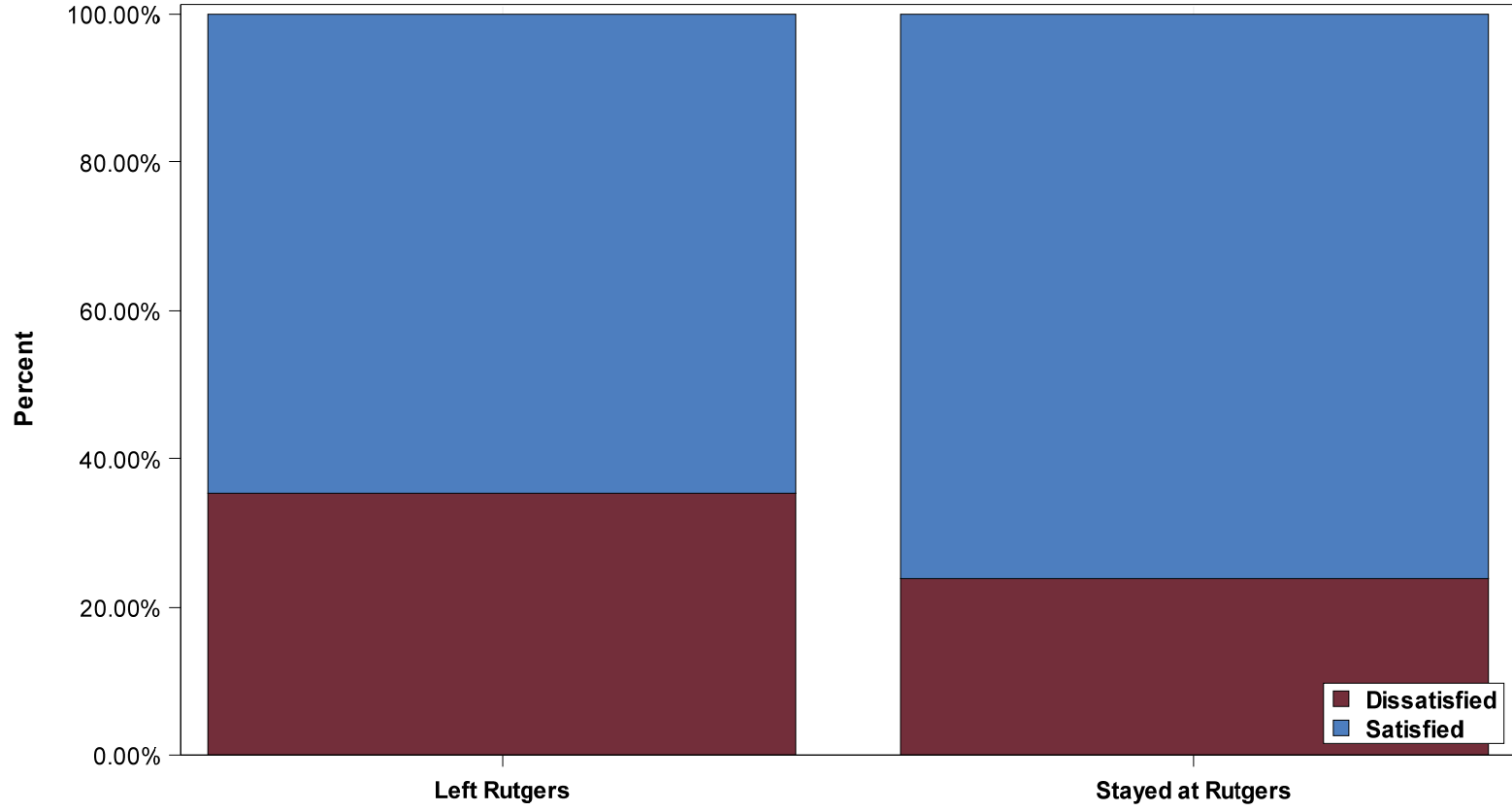
Satisfaction
Rutgers-New Brunswick

			<i>N</i>	<i>Percent</i>
Satisfaction with academic experience	Left Rutgers	Dissatisfied	95	27.46%
	Left Rutgers	Satisfied	251	72.54%
	Stayed at Rutgers	Dissatisfied	1,935	22.21%
	Stayed at Rutgers	Satisfied	6,778	77.79%
Satisfaction with social experience	Left Rutgers	Dissatisfied	122	35.26%
	Left Rutgers	Satisfied	224	64.74%
	Stayed at Rutgers	Dissatisfied	2,085	23.90%
	Stayed at Rutgers	Satisfied	6,638	76.10%
Satisfaction with value of education for price paid	Left Rutgers	Dissatisfied	133	38.66%
	Left Rutgers	Satisfied	211	61.34%
	Stayed at Rutgers	Dissatisfied	2,885	33.10%
	Stayed at Rutgers	Satisfied	5,832	66.90%

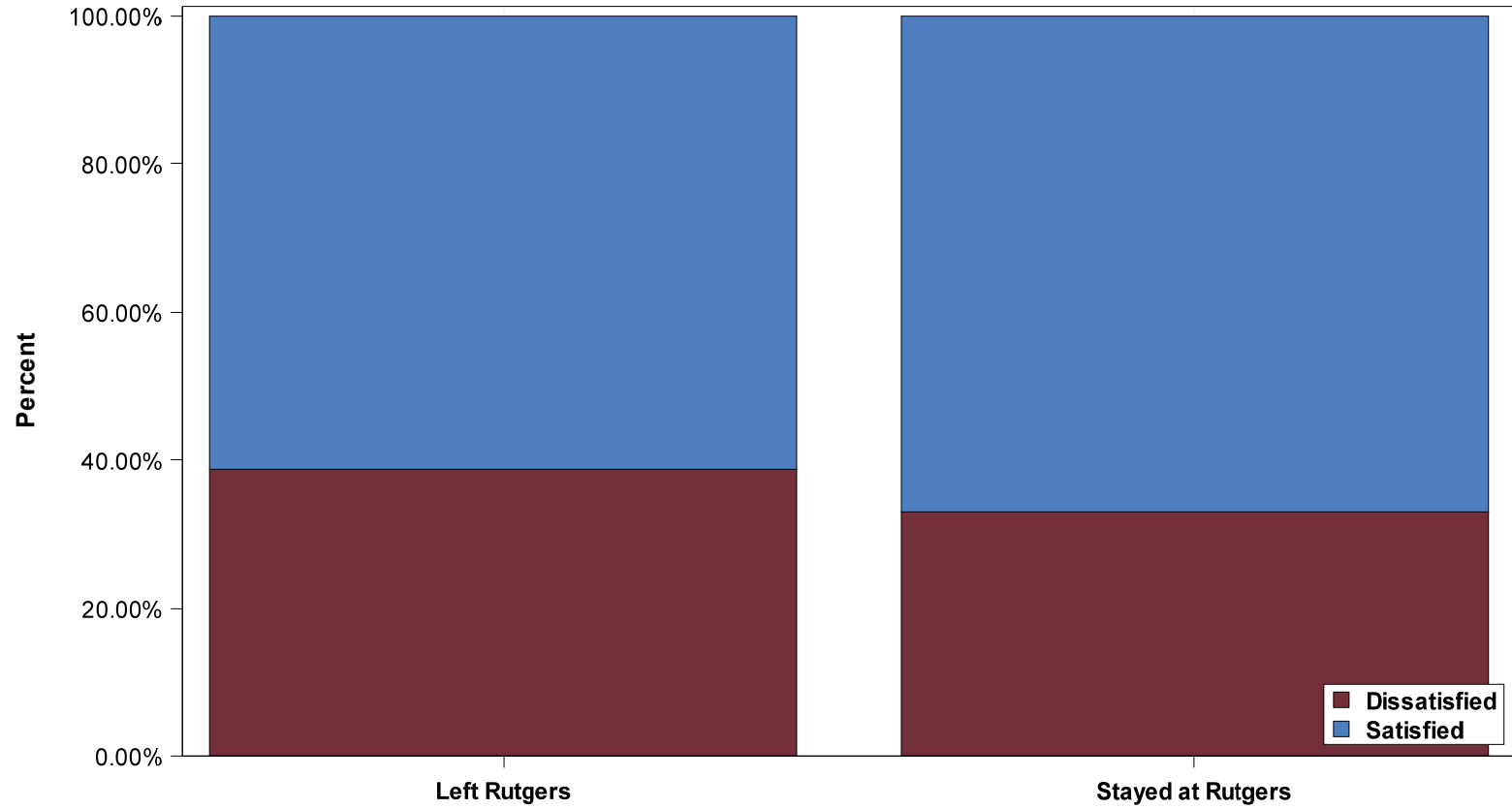
Satisfaction of Academic Experience
Rutgers-New Brunswick



Satisfaction of Social Experience
Rutgers-New Brunswick



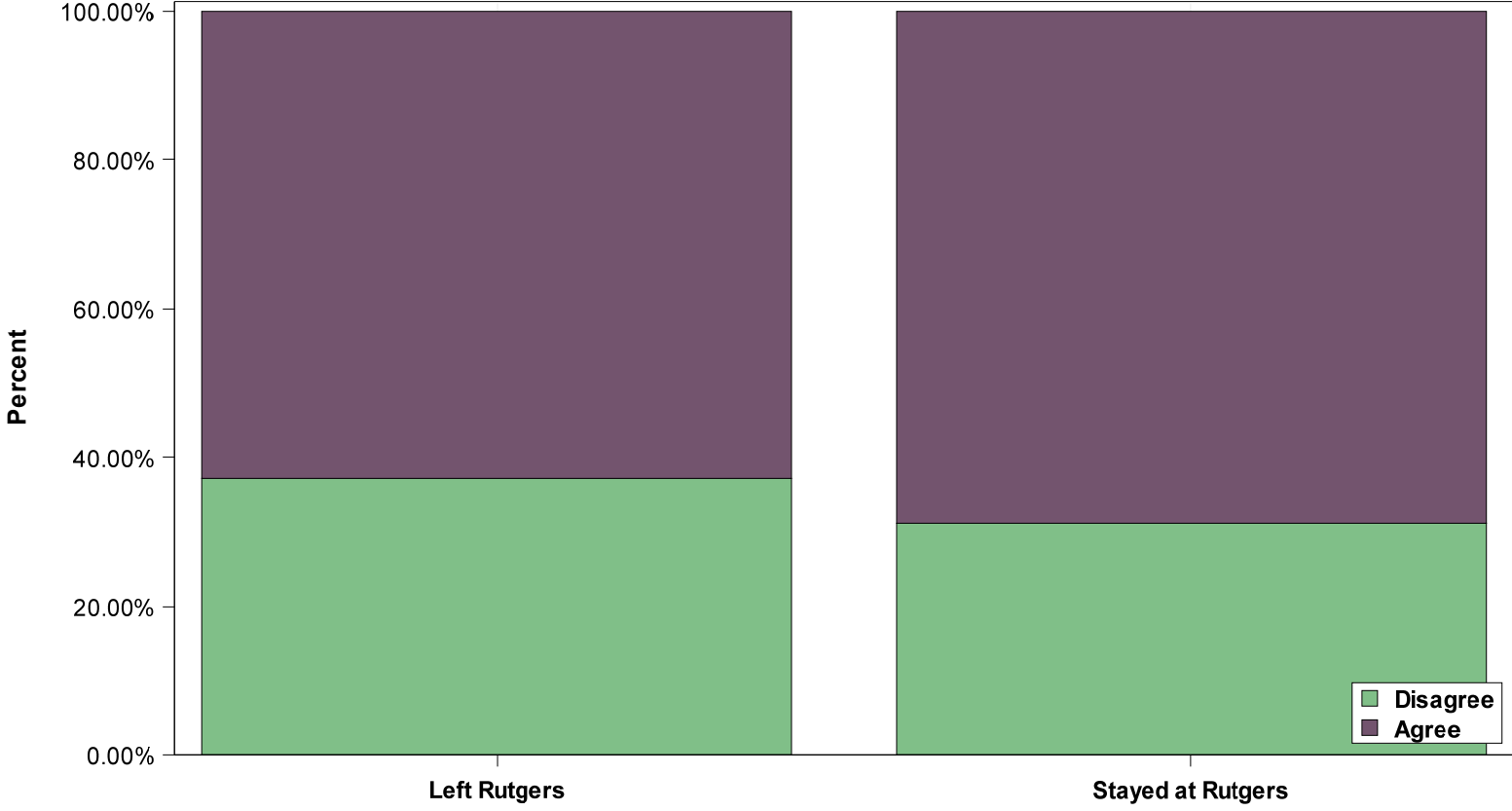
Satisfaction with Value of Education for Price Paid
Rutgers-New Brunswick



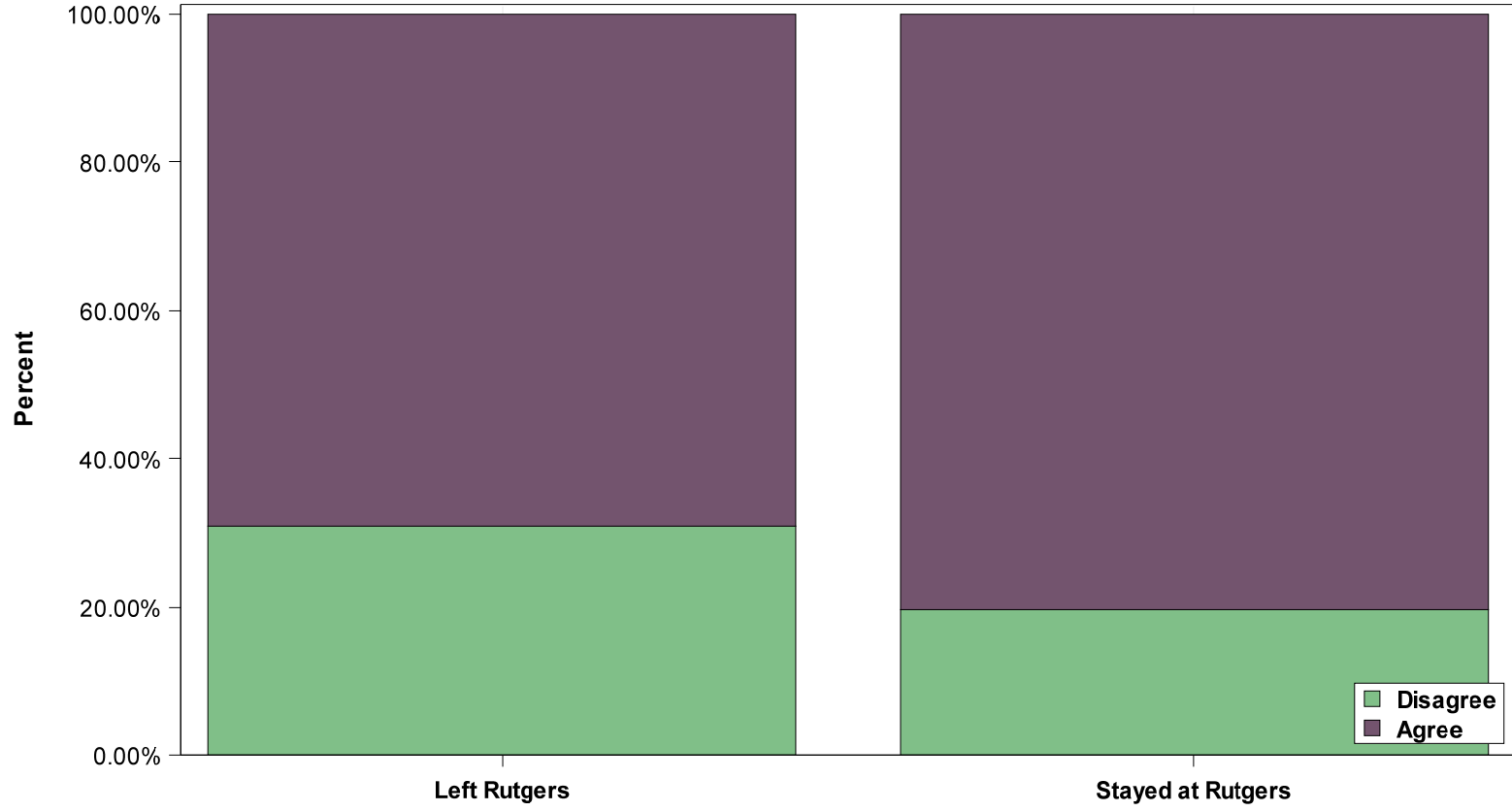
***Sense of Belonging and Feeling Valued
Rutgers-New Brunswick***

			<i>N</i>	<i>Percent</i>
I feel valued as an individual at Rutgers	Left Rutgers	Disagree	128	37.10%
	Left Rutgers	Agree	217	62.90%
	Stayed at Rutgers	Disagree	2,718	31.09%
	Stayed at Rutgers	Agree	6,023	68.91%
I feel I belong at Rutgers	Left Rutgers	Disagree	107	30.92%
	Left Rutgers	Agree	239	69.08%
	Stayed at Rutgers	Disagree	1,720	19.70%
	Stayed at Rutgers	Agree	7,012	80.30%
Knowing what I know now I would still choose to enroll at Rutgers	Left Rutgers	Disagree	98	28.24%
	Left Rutgers	Agree	249	71.76%
	Stayed at Rutgers	Disagree	1,629	18.65%
	Stayed at Rutgers	Agree	7,107	81.35%

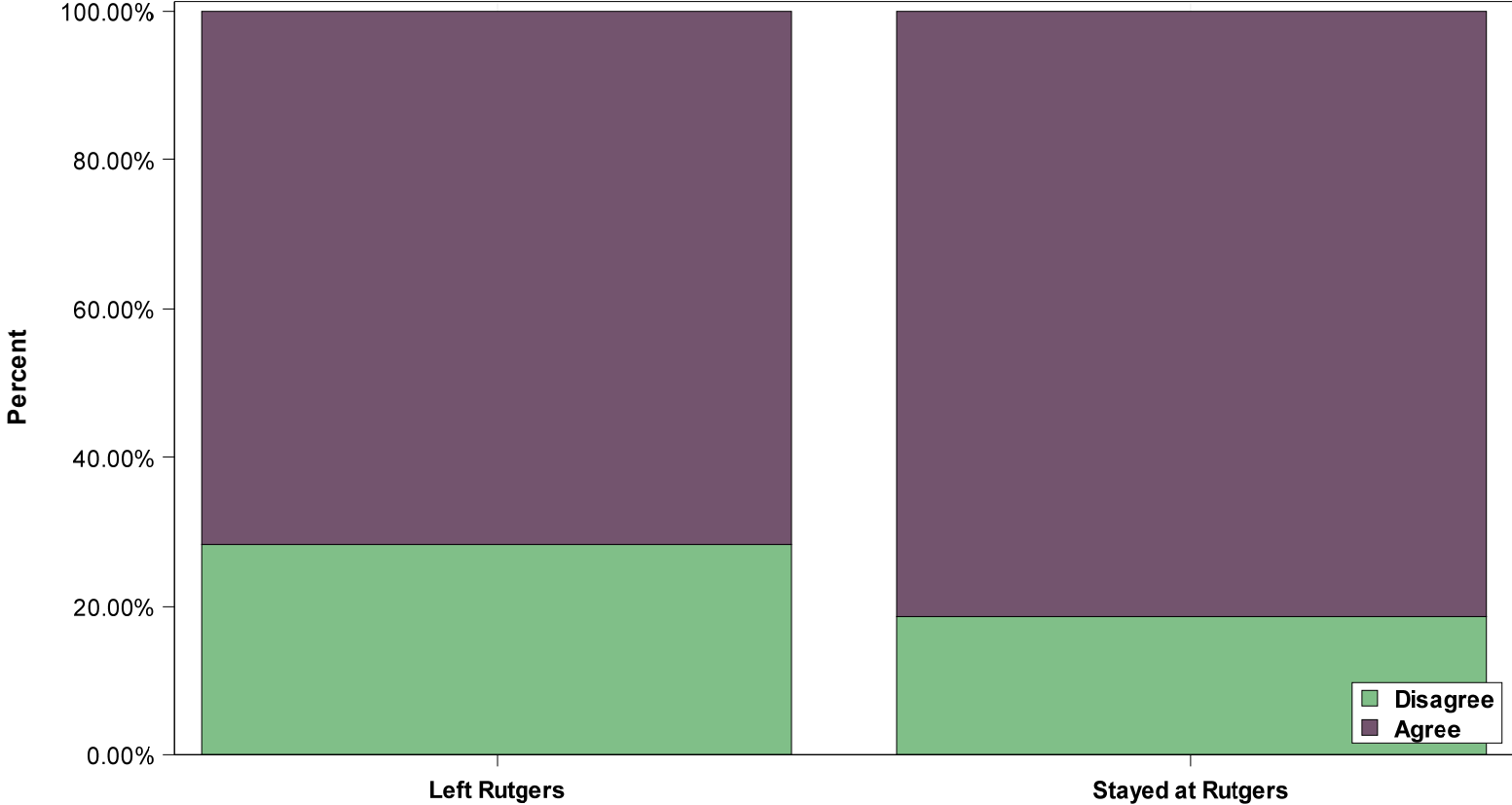
I Feel Valued as an Individual at this Campus
Rutgers-New Brunswick



I Feel that I Belong at Rutgers
Rutgers-New Brunswick



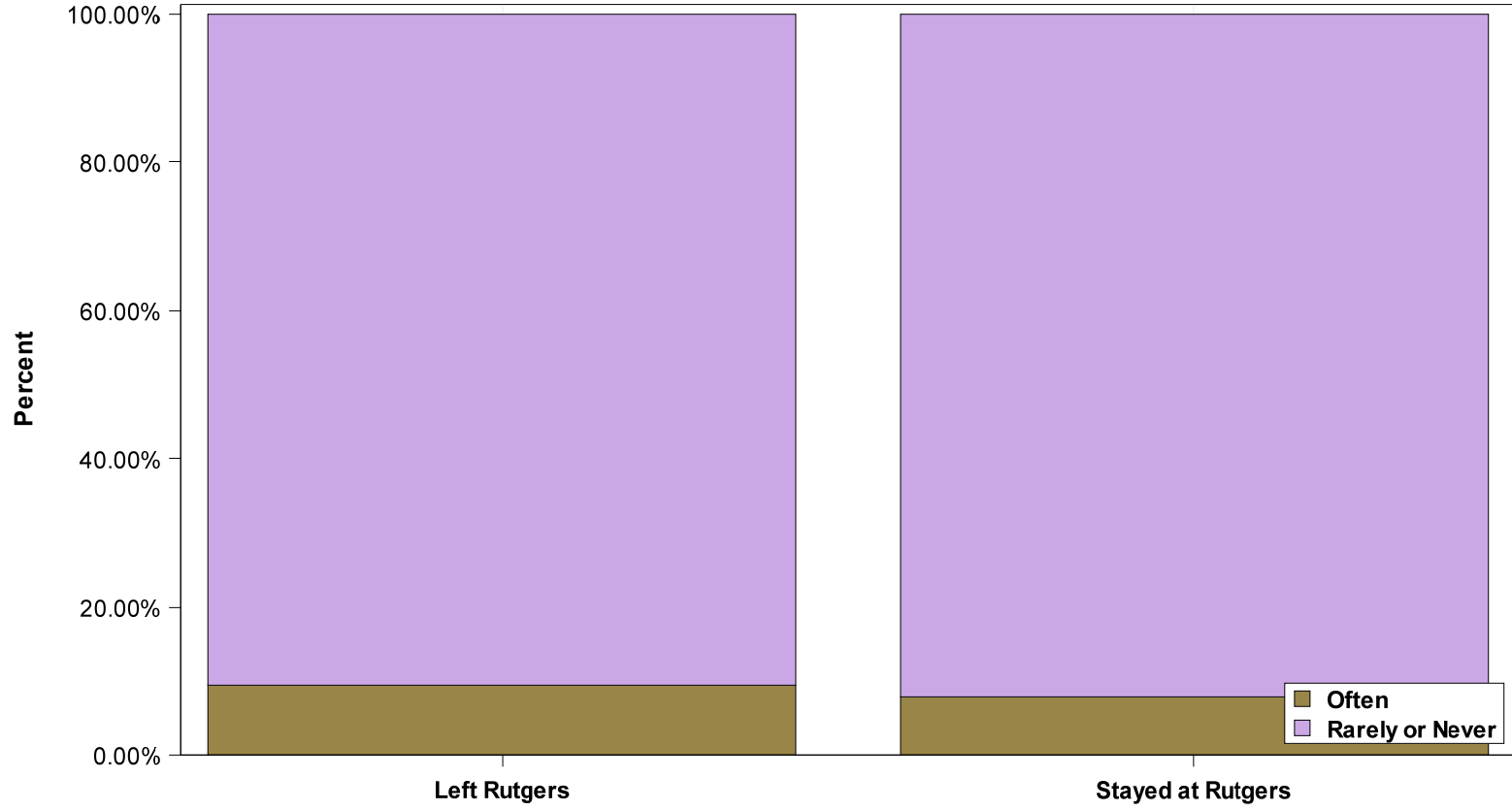
Knowing What I Know Now, I Would Choose to Enroll at Rutgers
Rutgers-New Brunswick



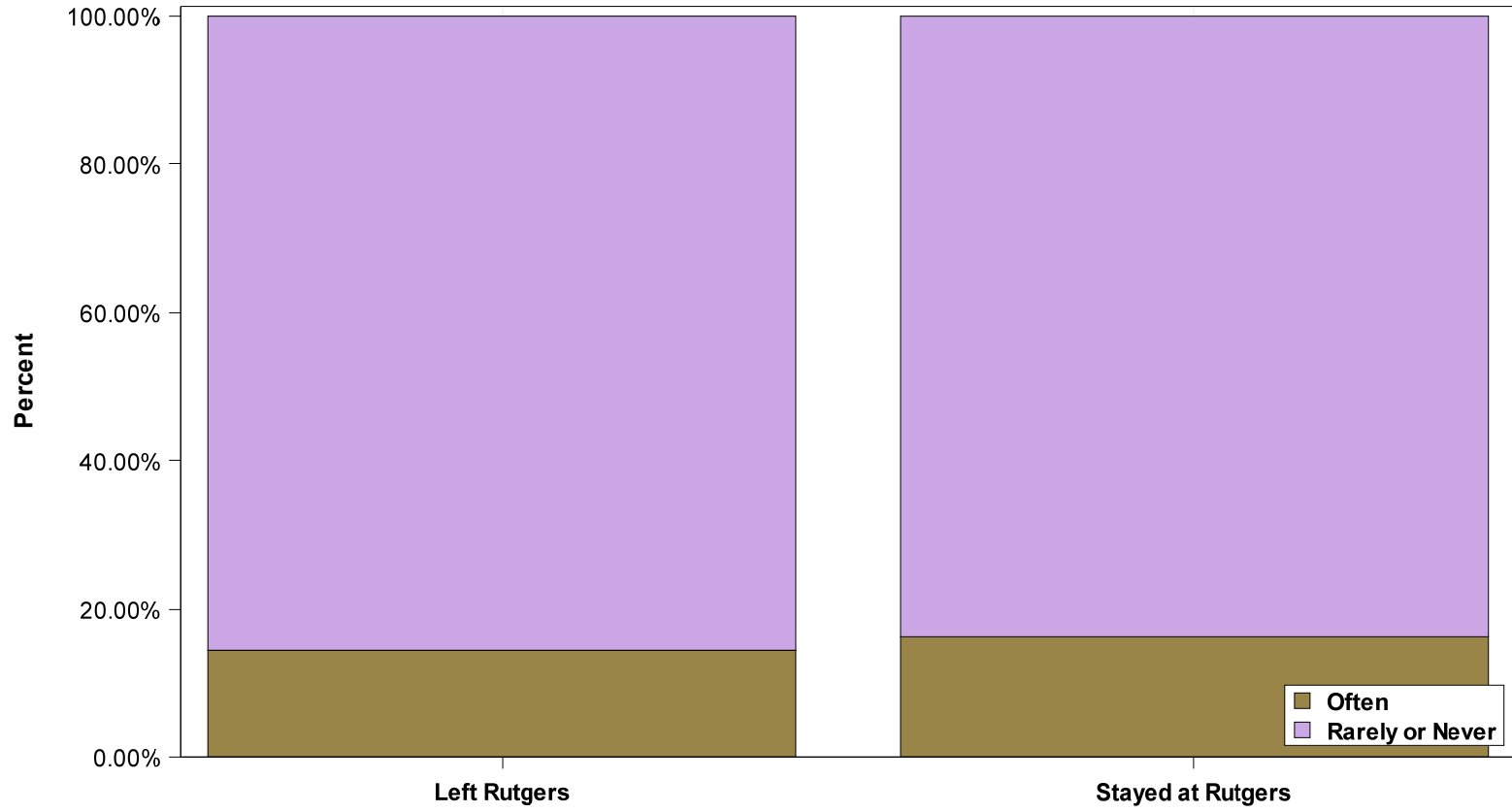
***Disengagement
Rutgers-New Brunswick***

			<i>N</i>	<i>Percent</i>
Turned in a course assignment late	Left Rutgers	Often	37	9.34%
	Left Rutgers	Rarely or Never	359	90.66%
	Stayed at Rutgers	Often	772	7.78%
	Stayed at Rutgers	Rarely or Never	9,152	92.22%
Skipped class	Left Rutgers	Often	57	14.54%
	Left Rutgers	Rarely or Never	335	85.46%
	Stayed at Rutgers	Often	1,600	16.22%
	Stayed at Rutgers	Rarely or Never	8,266	83.78%
Gone to class unprepared	Left Rutgers	Often	51	12.94%
	Left Rutgers	Rarely or Never	343	87.06%
	Stayed at Rutgers	Often	1,325	13.41%
	Stayed at Rutgers	Rarely or Never	8,553	86.59%

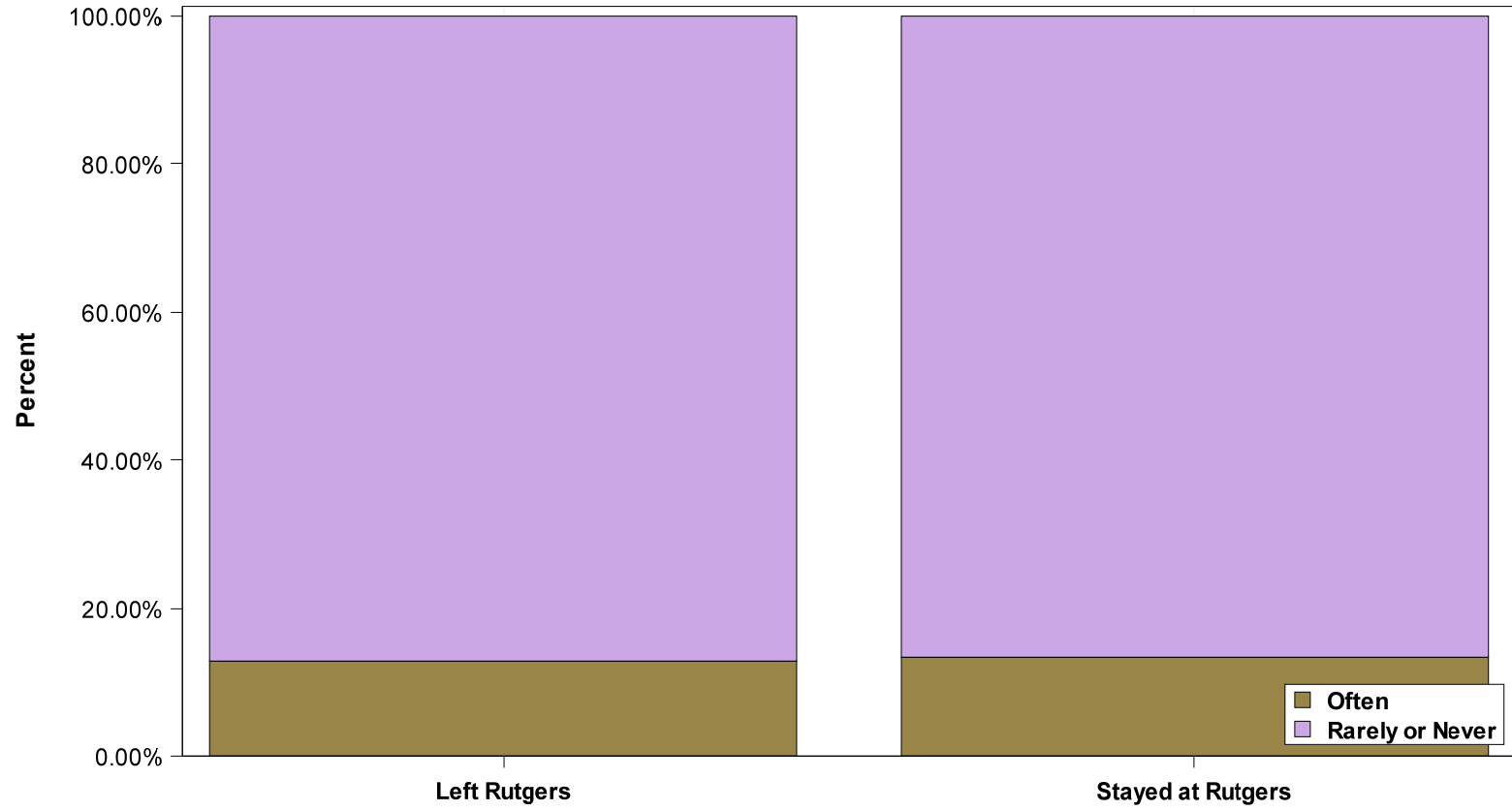
Turned in a course assignment late
Rutgers-New Brunswick



Skipped Class
Rutgers-New Brunswick



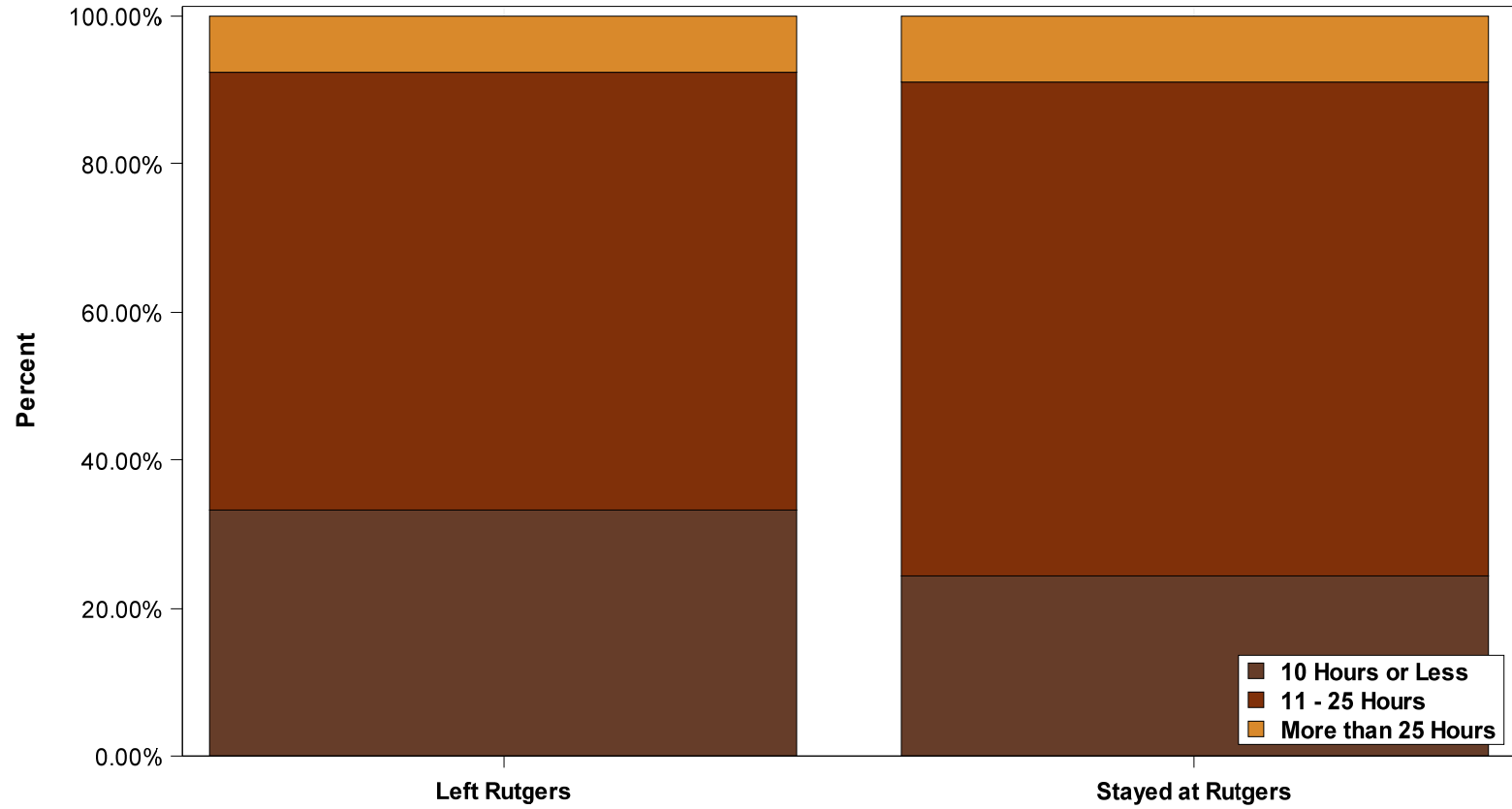
Gone to class unprepared
Rutgers-New Brunswick



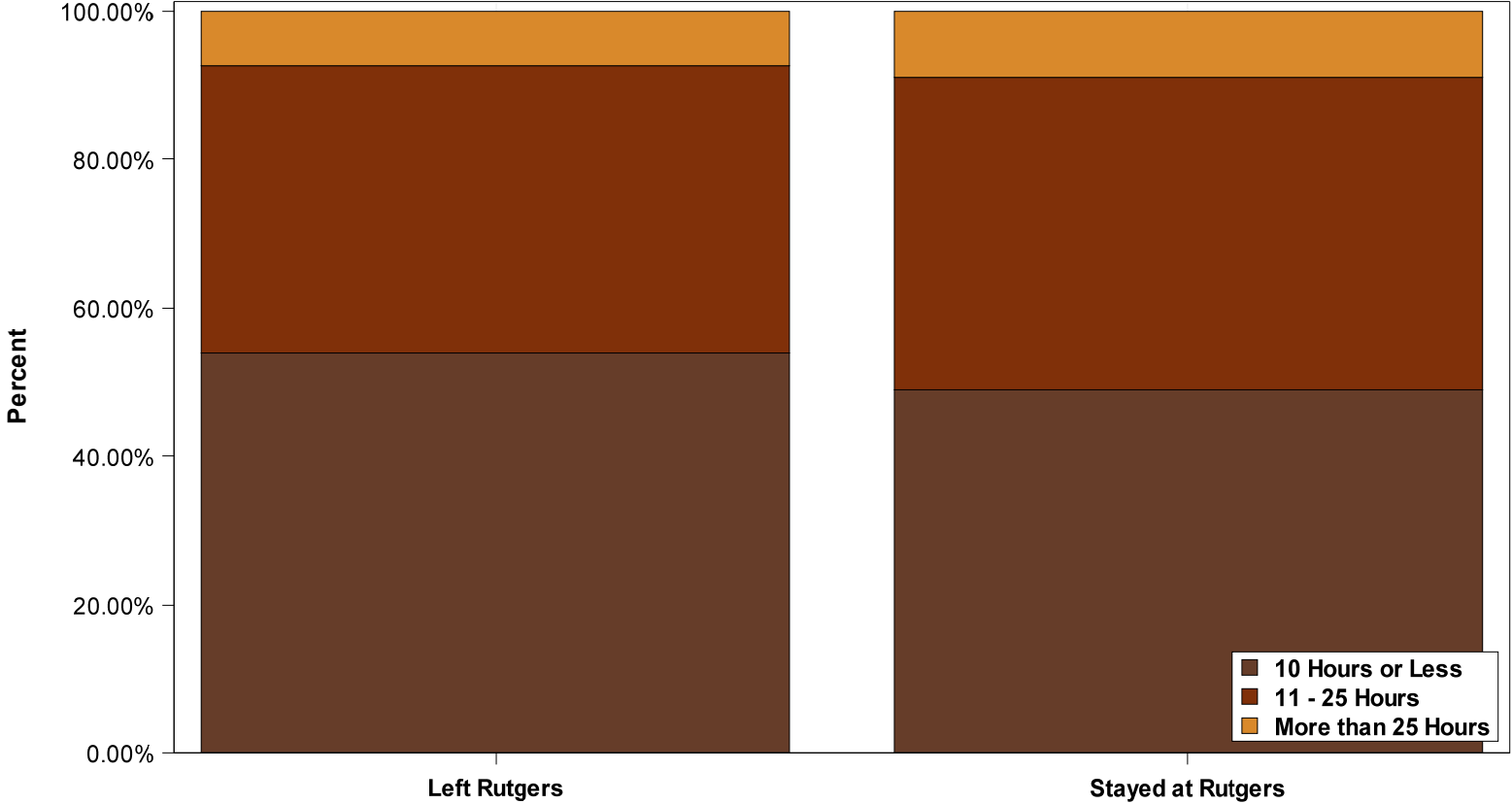
***Time Spent on Academic Activities
Rutgers-New Brunswick***

			<i>N</i>	<i>Percent</i>
Hours per week spent attending classes discussion sections or labs	Left Rutgers	10 Hours or Less	127	33.16%
	Left Rutgers	11 - 25 Hours	227	59.27%
	Left Rutgers	More than 25 Hours	29	7.57%
	Stayed at Rutgers	10 Hours or Less	2,336	24.26%
	Stayed at Rutgers	11 - 25 Hours	6,439	66.88%
	Stayed at Rutgers	More than 25 Hours	853	8.86%
Hours per week spent studying and on other academic activities outside of class	Left Rutgers	10 Hours or Less	207	53.91%
	Left Rutgers	11 - 25 Hours	149	38.80%
	Left Rutgers	More than 25 Hours	28	7.29%
	Stayed at Rutgers	10 Hours or Less	4,699	48.95%
	Stayed at Rutgers	11 - 25 Hours	4,053	42.22%
	Stayed at Rutgers	More than 25 Hours	848	8.83%

Hours Per Week Spent Attending Classes, Discussion Sections, or Labs
Rutgers-New Brunswick



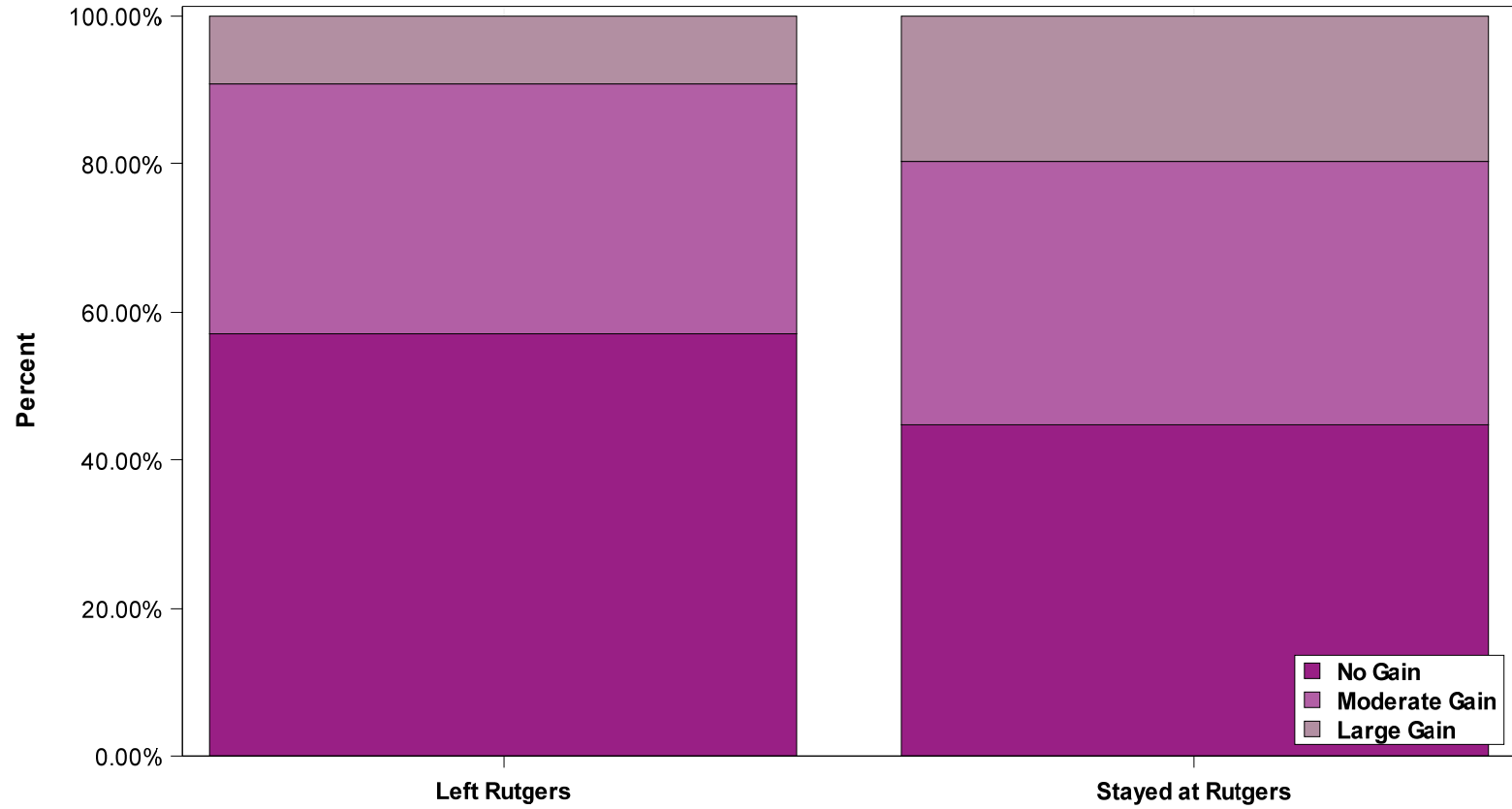
Hours Per Week Studying and Other Academic Activities Outside of Class
Rutgers-New Brunswick



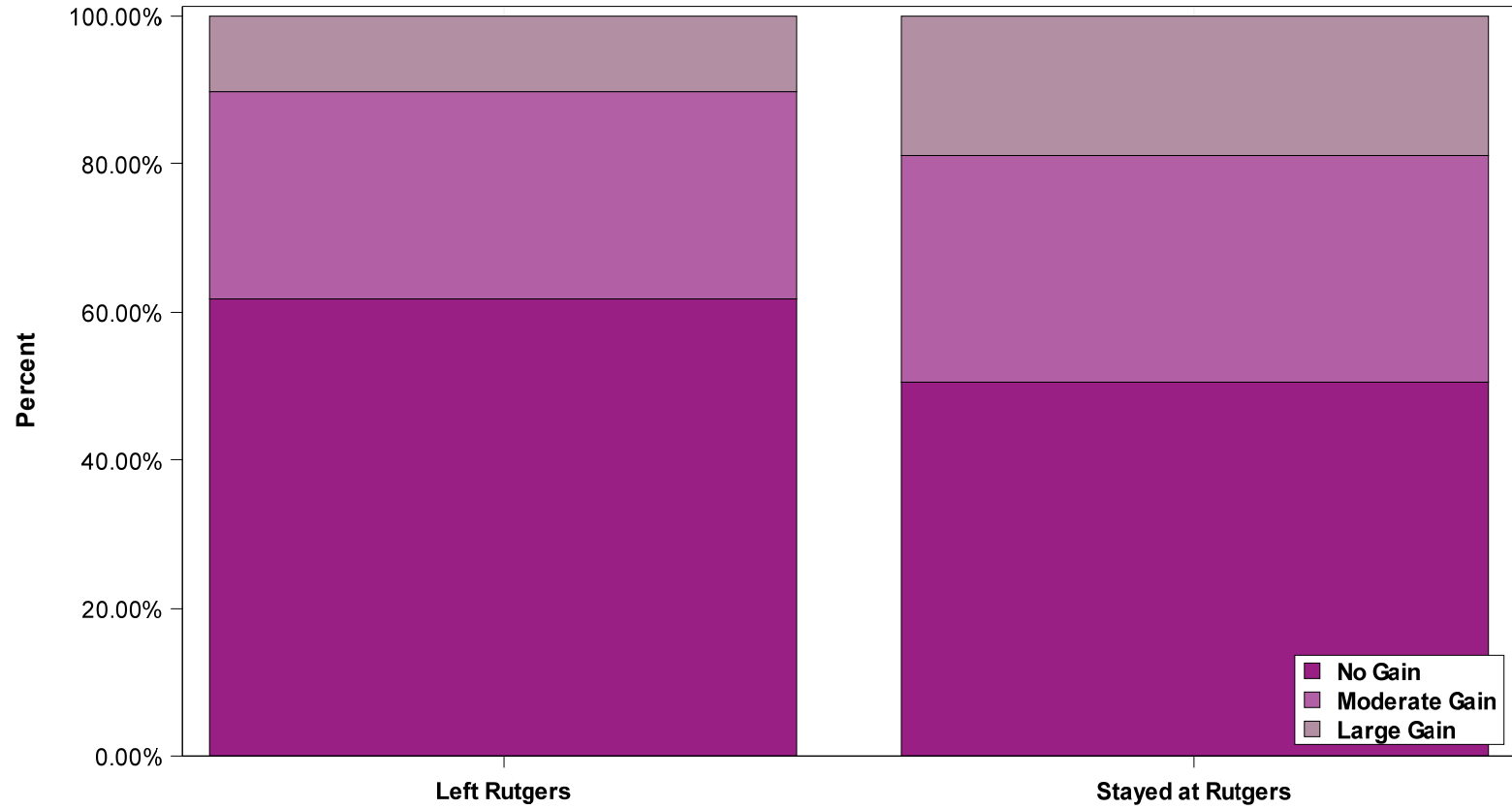
**Gains in Academic Activities
Rutgers-New Brunswick**

			<i>N</i>	<i>Percent</i>
Gains in analytical and critical thinking skills	Left Rutgers	No Gain	235	57.04%
	Left Rutgers	Moderate Gain	139	33.74%
	Left Rutgers	Large Gain	38	9.22%
	Stayed at Rutgers	No Gain	4,583	44.65%
	Stayed at Rutgers	Moderate Gain	3,654	35.60%
	Stayed at Rutgers	Large Gain	2,028	19.76%
Gains in the ability to read and comprehend academic material	Left Rutgers	No Gain	254	61.65%
	Left Rutgers	Moderate Gain	116	28.16%
	Left Rutgers	Large Gain	42	10.19%
	Stayed at Rutgers	No Gain	5,175	50.41%
	Stayed at Rutgers	Moderate Gain	3,141	30.60%
	Stayed at Rutgers	Large Gain	1,949	18.99%
Gains in understanding field of study	Left Rutgers	No Gain	214	51.94%
	Left Rutgers	Moderate Gain	100	24.27%
	Left Rutgers	Large Gain	98	23.79%
	Stayed at Rutgers	No Gain	3,595	35.02%
	Stayed at Rutgers	Moderate Gain	2,476	24.12%
	Stayed at Rutgers	Large Gain	4,194	40.86%

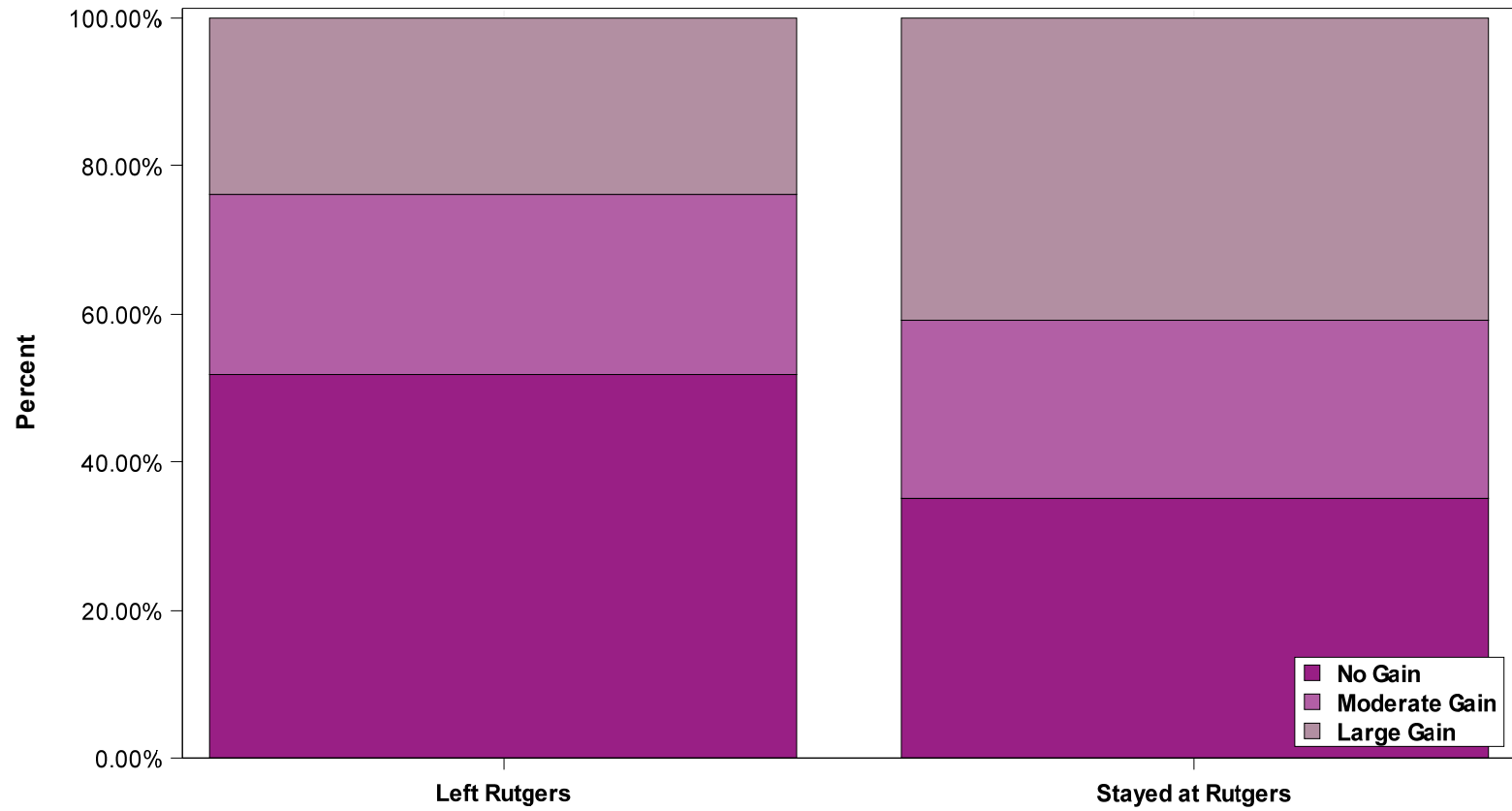
Gains in Critical and Analytical Thinking
Rutgers-New Brunswick



Gains in Ability to Read and Comprehend Academic Material
Rutgers-New Brunswick



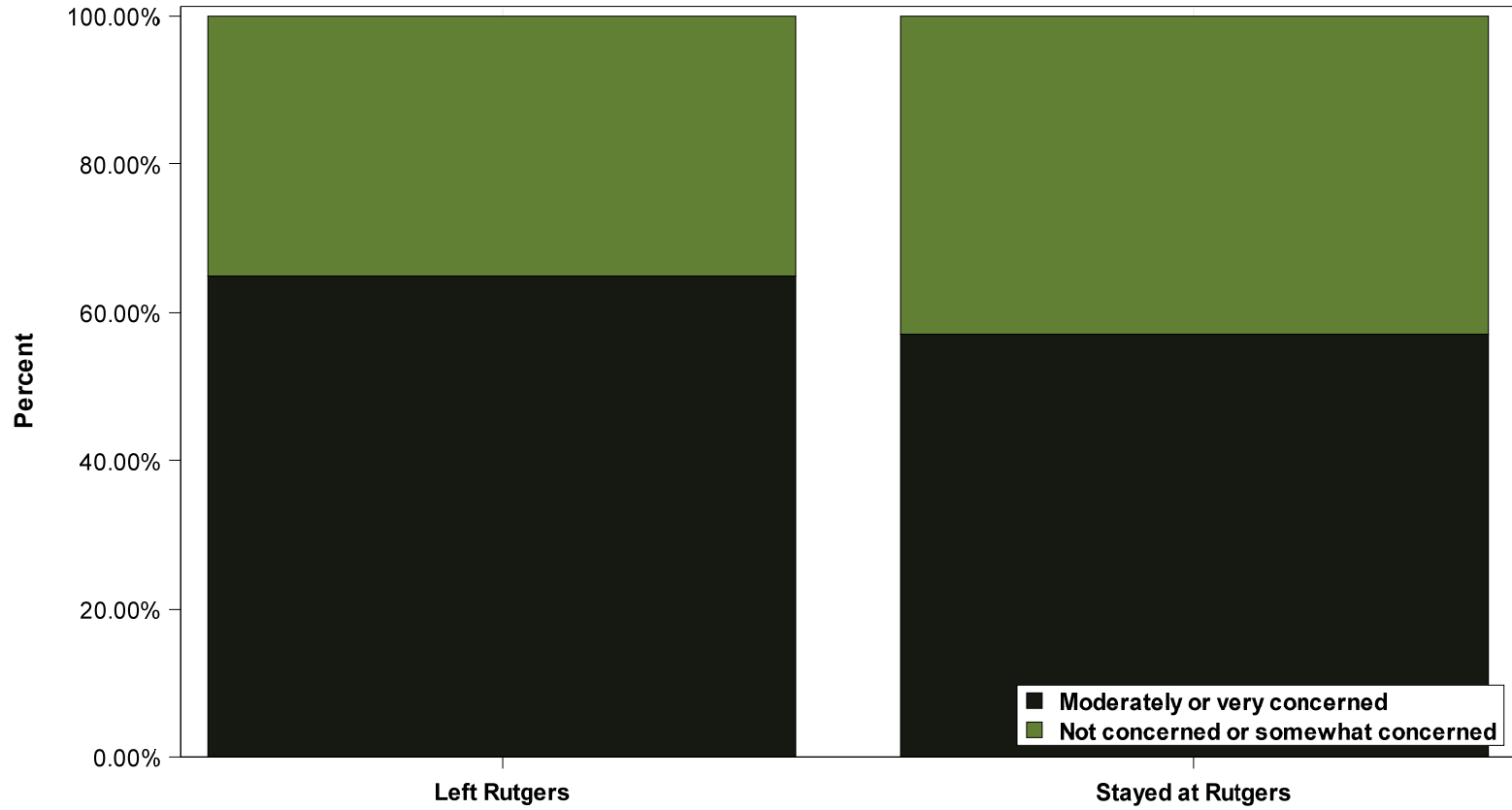
Gains in Understanding Field of Study
Rutgers-New Brunswick



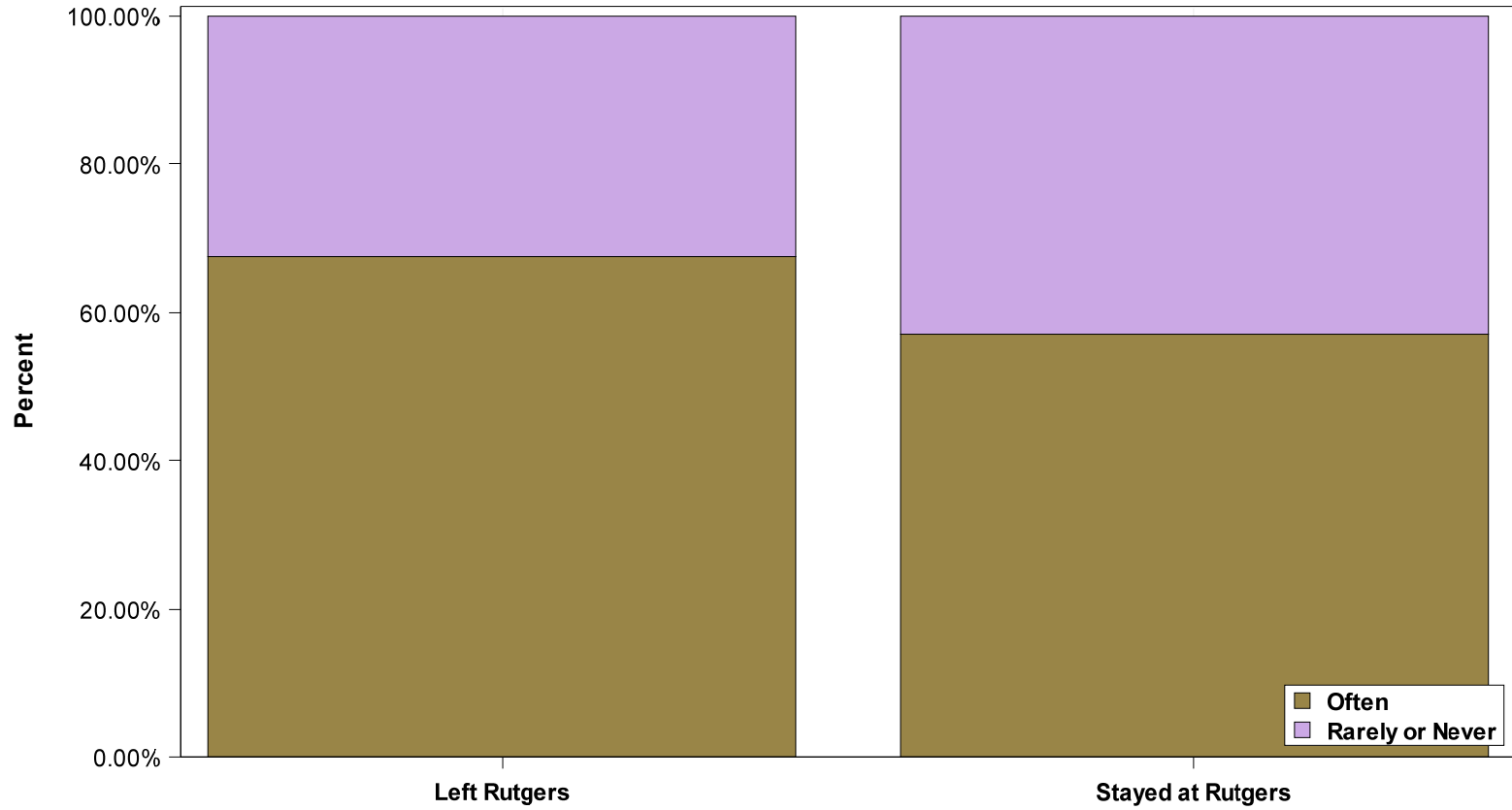
Concerns about Debt
Rutgers-New Brunswick

			<i>N</i>	<i>Percent</i>
Level of concern about accumulated education debt	Left Rutgers	Moderately or very concerned	225	64.84%
	Left Rutgers	Not concerned or somewhat concerned	122	35.16%
	Stayed at Rutgers	Moderately or very concerned	4,985	57.00%
	Stayed at Rutgers	Not concerned or somewhat concerned	3,760	43.00%
Worried about my debt and financial circumstances	Left Rutgers	Often	234	67.63%
	Left Rutgers	Rarely or Never	112	32.37%
	Stayed at Rutgers	Often	4,969	56.96%
	Stayed at Rutgers	Rarely or Never	3,755	43.04%
Given grants and scholarships the total cost of attending Rutgers is manageable	Left Rutgers	Disagree	173	50.29%
	Left Rutgers	Agree	171	49.71%
	Stayed at Rutgers	Disagree	3,797	43.75%
	Stayed at Rutgers	Agree	4,881	56.25%

Level of Concern about Accumulated Education Debt
Rutgers-New Brunswick



Worried about my Debt and Financial Circumstances
Rutgers-New Brunswick



Given Grants and Scholarships the Total Cost of Attending Rutgers is Manageable
Rutgers-New Brunswick

