



**RUTGERS**  
THE STATE UNIVERSITY  
OF NEW JERSEY

Office of Institutional Research & Academic Planning <http://oirap.rutgers.edu/>  
Geology Hall, First Floor  
Rutgers, The State University of New Jersey  
85 Somerset Street  
New Brunswick, NJ 08901-1281

Research: 848-932-7305  
Planning: 848-932-7956  
Fax: 732-932-1268

### **Using the Student Experience in the Research University to Gain Insight into Why Students Leave Rutgers Before Graduating**

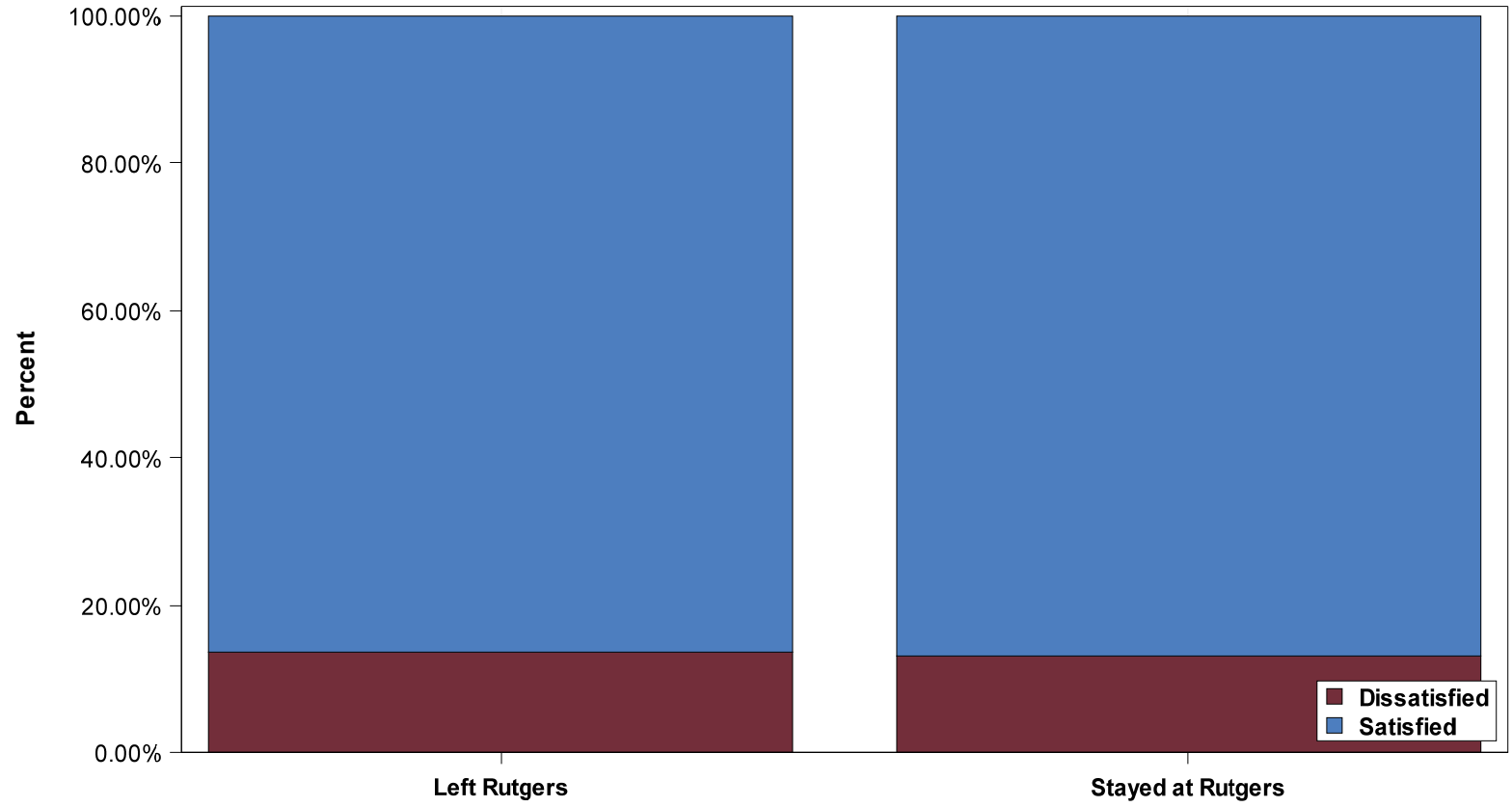
The SERU (Student Experience at the Research Institution) survey has been an important tool for assessing student satisfaction, academic work effort and use of time, self-assessment of current skills and of gains in skills, student engagement and disengagement, scholarship development, and campus climate. Answers to questions about these broad concerns provide critical insights into the behaviors, activities, motivations, and learning patterns of Rutgers undergraduate students.

While the response of undergraduates to the SERU survey come from students who are currently enrolled at Rutgers-Camden during the time the survey was administered, some of these students subsequently left the university without graduating after participating in the SERU survey. The responses of those students who left Rutgers-Camden can be compared to students who remain enrolled at Rutgers-Camden to determine what differences, if any, exist between these two groups of students. SERU data was collected from 2016-2017 to help better understand what aspects of the student experience may lead students to leave Rutgers-Camden. What follows is a series of tables and graphs that investigate these differences and to ascertain some of the reasons why students leave Rutgers-Camden before successfully completing their undergraduate academic careers.

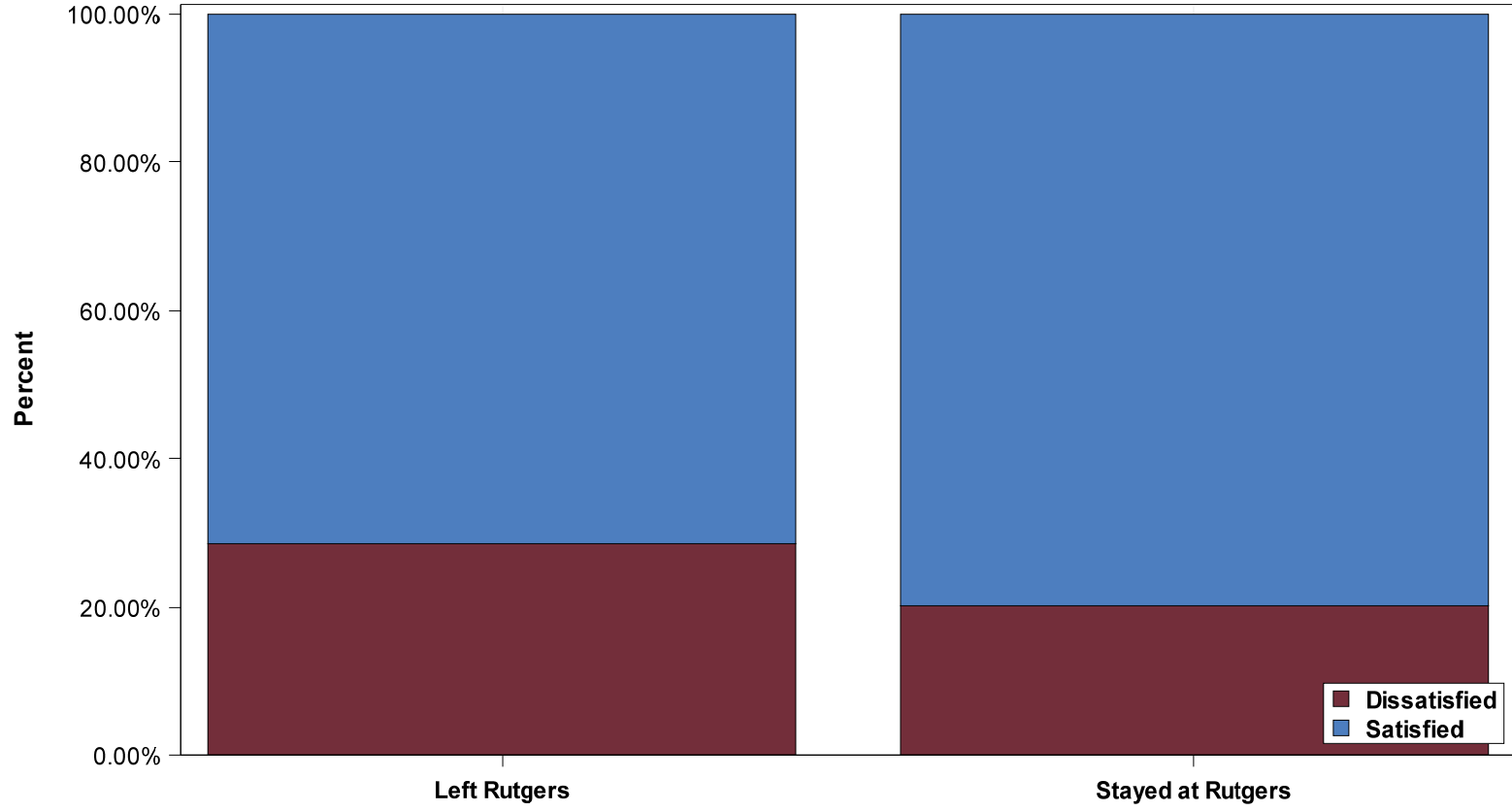
**Satisfaction  
Rutgers-Camden**

			<i>N</i>	<i>Percent</i>
Satisfaction with academic experience	Left Rutgers	Dissatisfied	15	13.76%
	Left Rutgers	Satisfied	94	86.24%
	Stayed at Rutgers	Dissatisfied	194	13.13%
	Stayed at Rutgers	Satisfied	1,284	86.87%
Satisfaction with social experience	Left Rutgers	Dissatisfied	31	28.44%
	Left Rutgers	Satisfied	78	71.56%
	Stayed at Rutgers	Dissatisfied	297	20.11%
	Stayed at Rutgers	Satisfied	1,180	79.89%
Satisfaction with value of education for price paid	Left Rutgers	Dissatisfied	23	21.10%
	Left Rutgers	Satisfied	86	78.90%
	Stayed at Rutgers	Dissatisfied	288	19.49%
	Stayed at Rutgers	Satisfied	1,190	80.51%

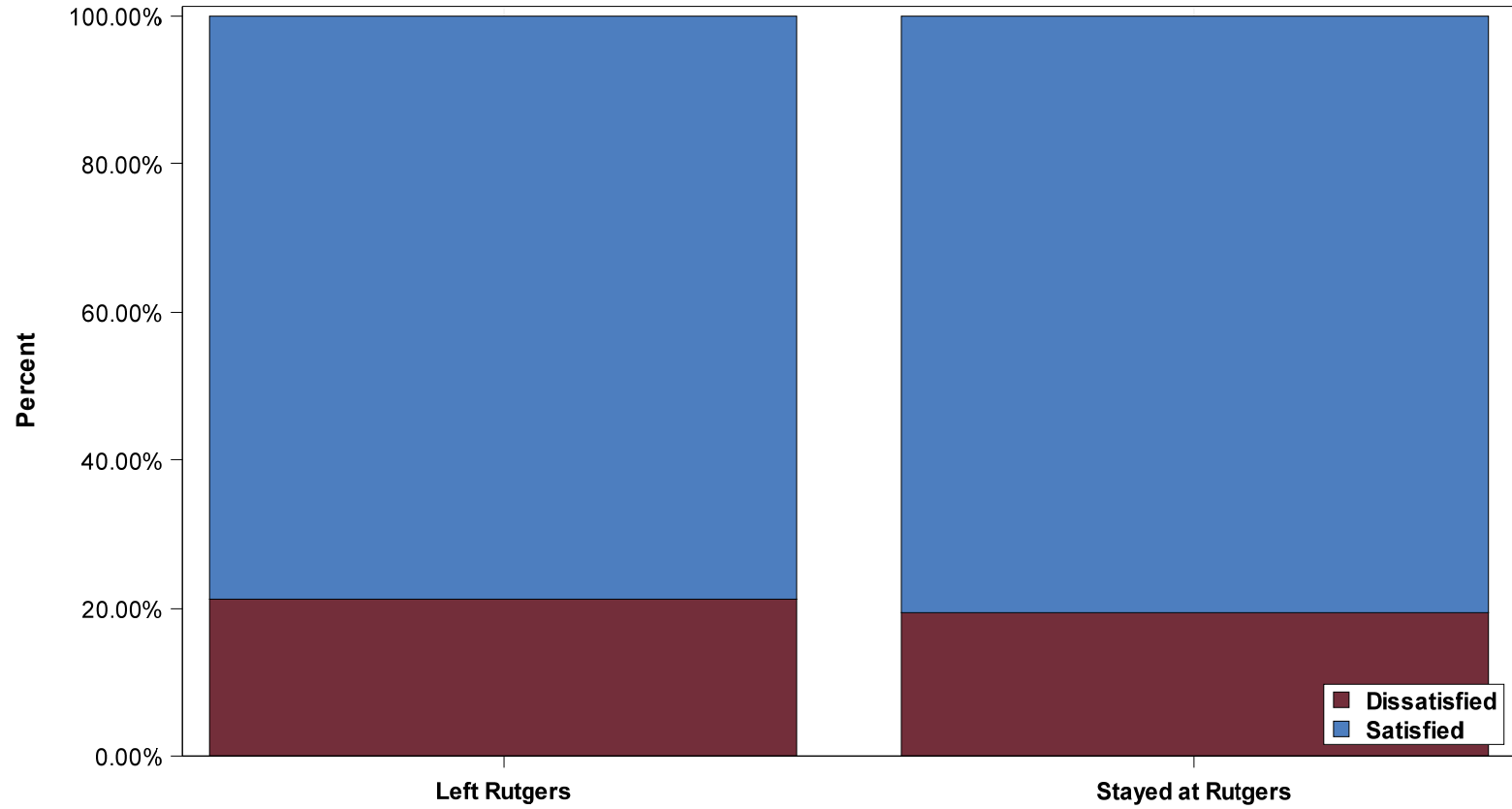
Satisfaction of Academic Experience  
Rutgers-Camden



Satisfaction of Social Experience  
Rutgers-Camden



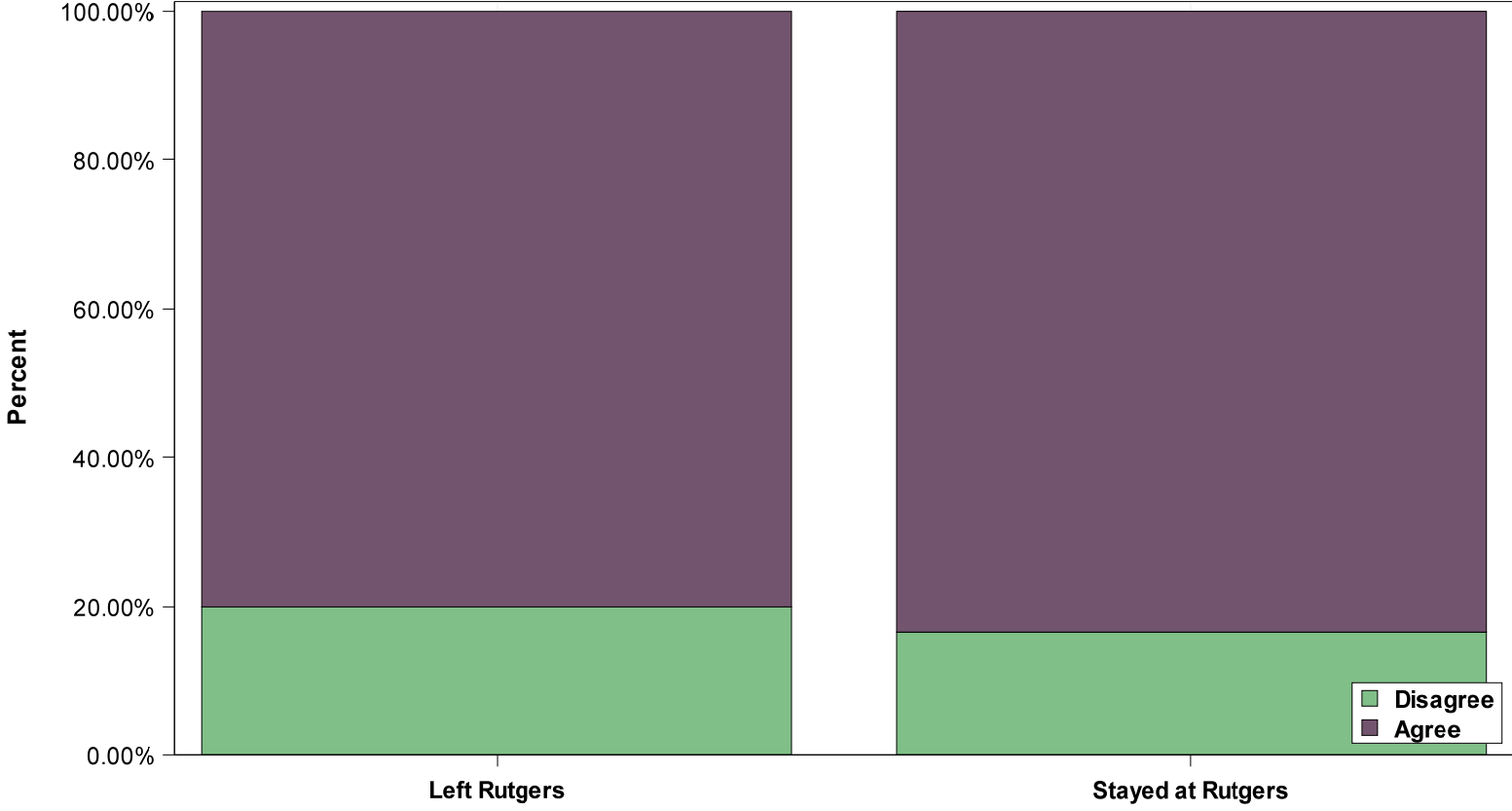
Satisfaction with Value of Education for Price Paid  
Rutgers-Camden



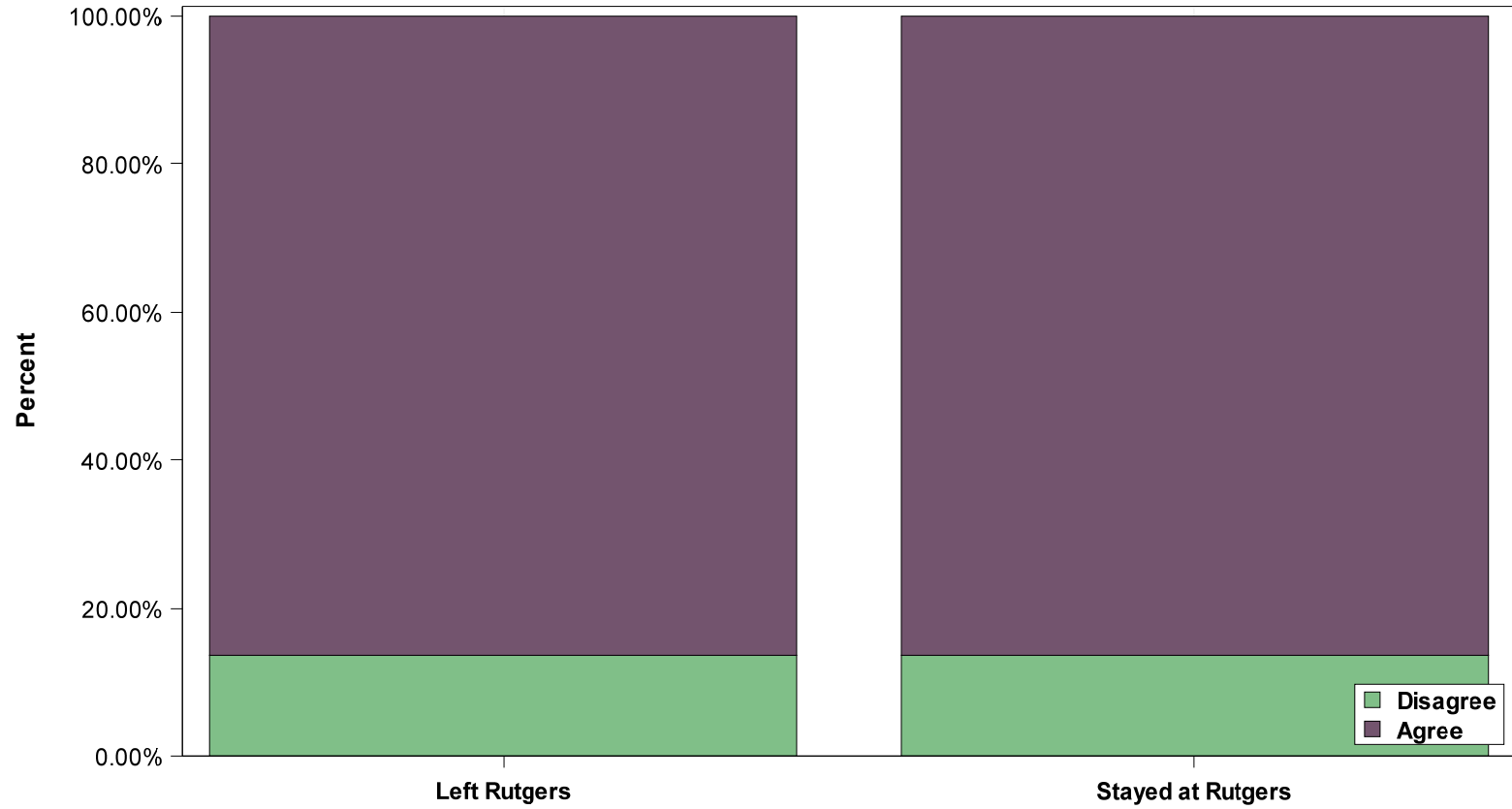
***Sense of Belonging and Feeling Valued  
Rutgers-Camden***

			<i>N</i>	<i>Percent</i>
I feel valued as an individual at Rutgers	Left Rutgers	Disagree	22	20.00%
	Left Rutgers	Agree	88	80.00%
	Stayed at Rutgers	Disagree	242	16.38%
	Stayed at Rutgers	Agree	1,235	83.62%
I feel I belong at Rutgers	Left Rutgers	Disagree	15	13.64%
	Left Rutgers	Agree	95	86.36%
	Stayed at Rutgers	Disagree	203	13.72%
	Stayed at Rutgers	Agree	1,277	86.28%
Knowing what I know now I would still choose to enroll at Rutgers	Left Rutgers	Disagree	13	11.82%
	Left Rutgers	Agree	97	88.18%
	Stayed at Rutgers	Disagree	199	13.46%
	Stayed at Rutgers	Agree	1,280	86.54%

I Feel Valued as an Individual at this Campus  
Rutgers-Camden

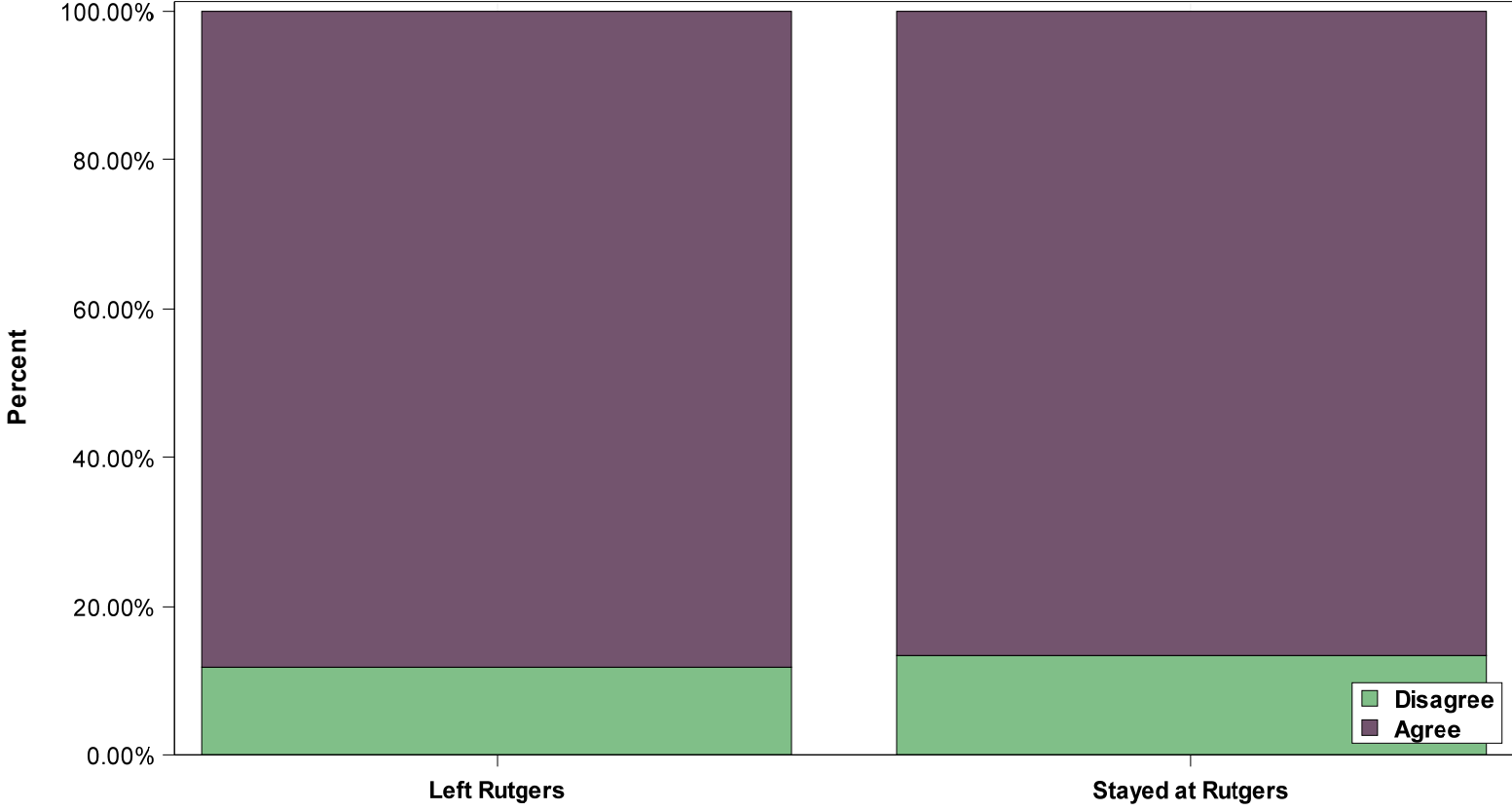


I Feel that I Belong at Rutgers  
Rutgers-Camden





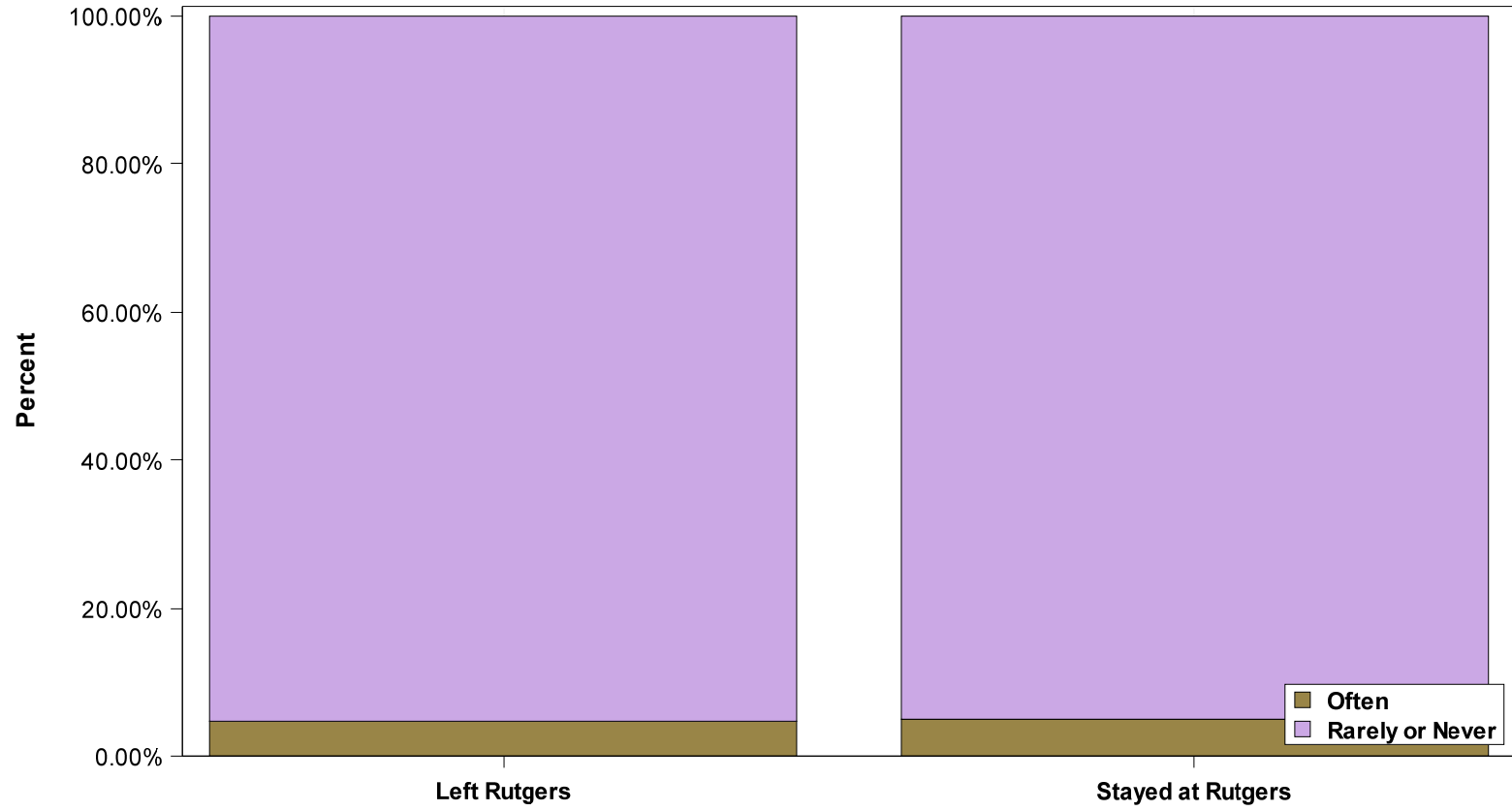
Knowing What I Know Now, I Would Choose to Enroll at Rutgers  
Rutgers-Camden



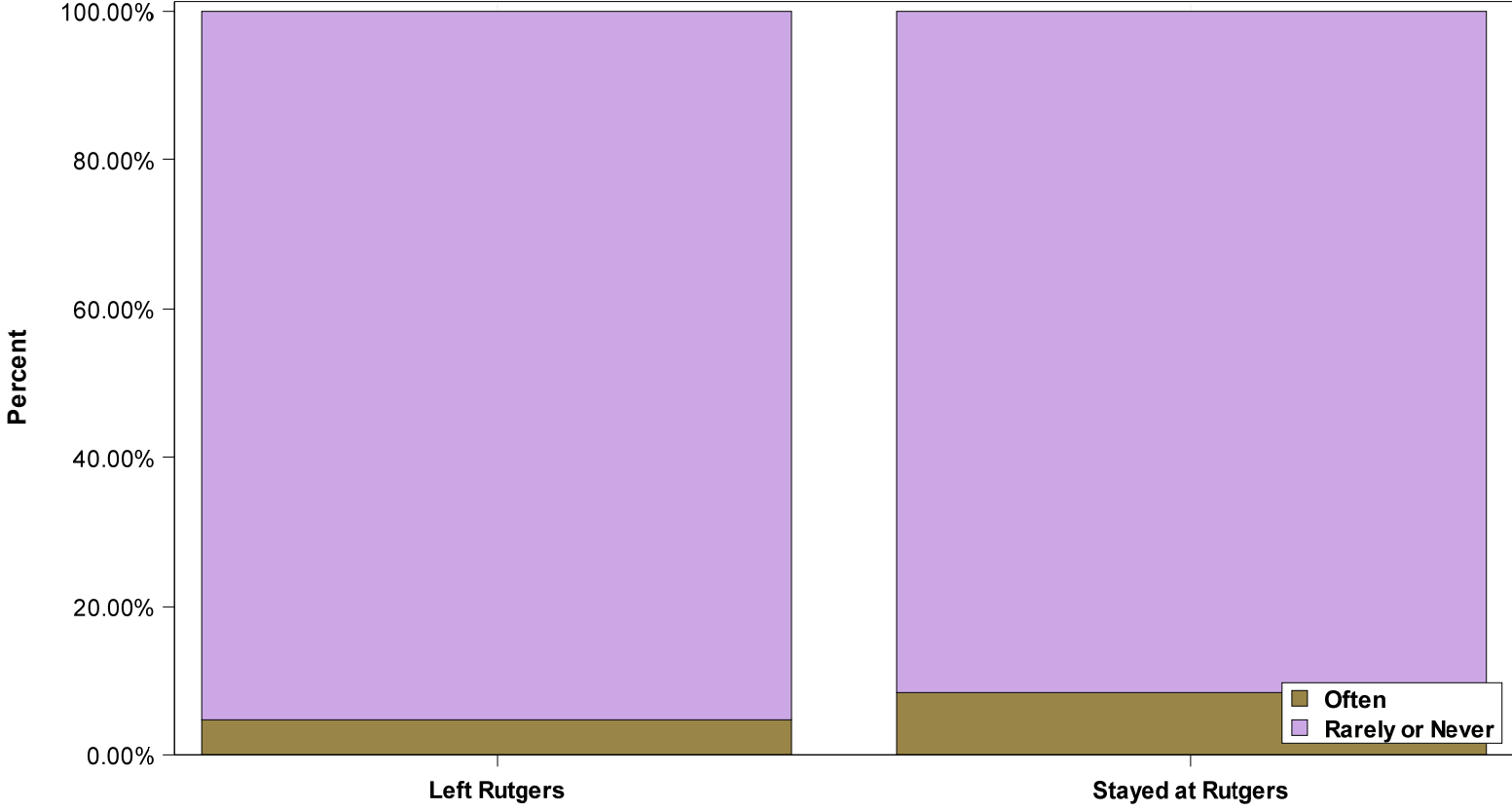
***Disengagement  
Rutgers-Camden***

			<i>N</i>	<i>Percent</i>
Turned in a course assignment late	Left Rutgers	Often	6	4.65%
	Left Rutgers	Rarely or Never	123	95.35%
	Stayed at Rutgers	Often	83	4.94%
	Stayed at Rutgers	Rarely or Never	1,598	95.06%
Skipped class	Left Rutgers	Often	6	4.65%
	Left Rutgers	Rarely or Never	123	95.35%
	Stayed at Rutgers	Often	139	8.35%
	Stayed at Rutgers	Rarely or Never	1,526	91.65%
Gone to class unprepared	Left Rutgers	Often	4	3.15%
	Left Rutgers	Rarely or Never	123	96.85%
	Stayed at Rutgers	Often	105	6.26%
	Stayed at Rutgers	Rarely or Never	1,571	93.74%

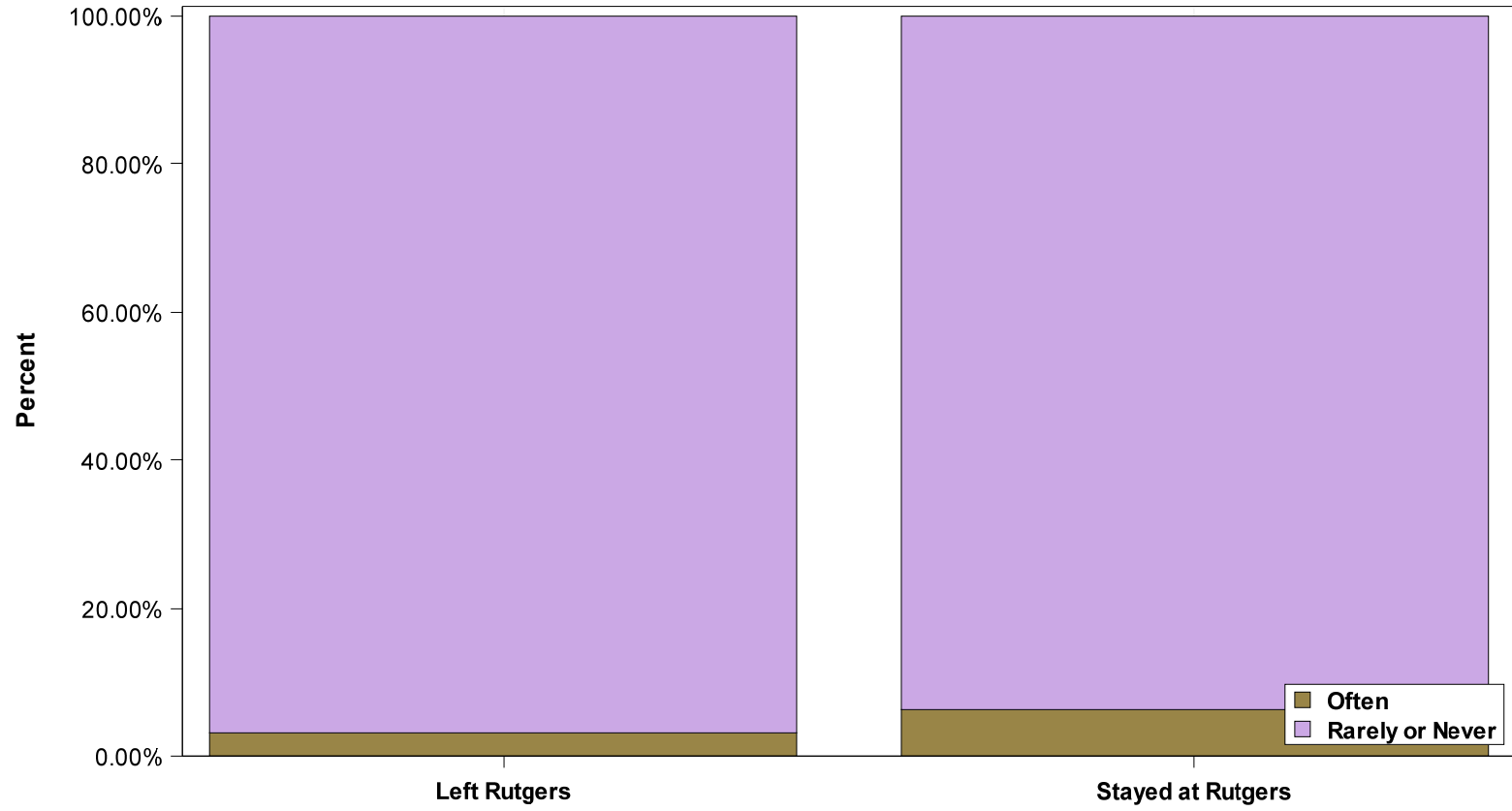
Turned in a course assignment late  
Rutgers-Camden



Skipped Class  
Rutgers-Camden



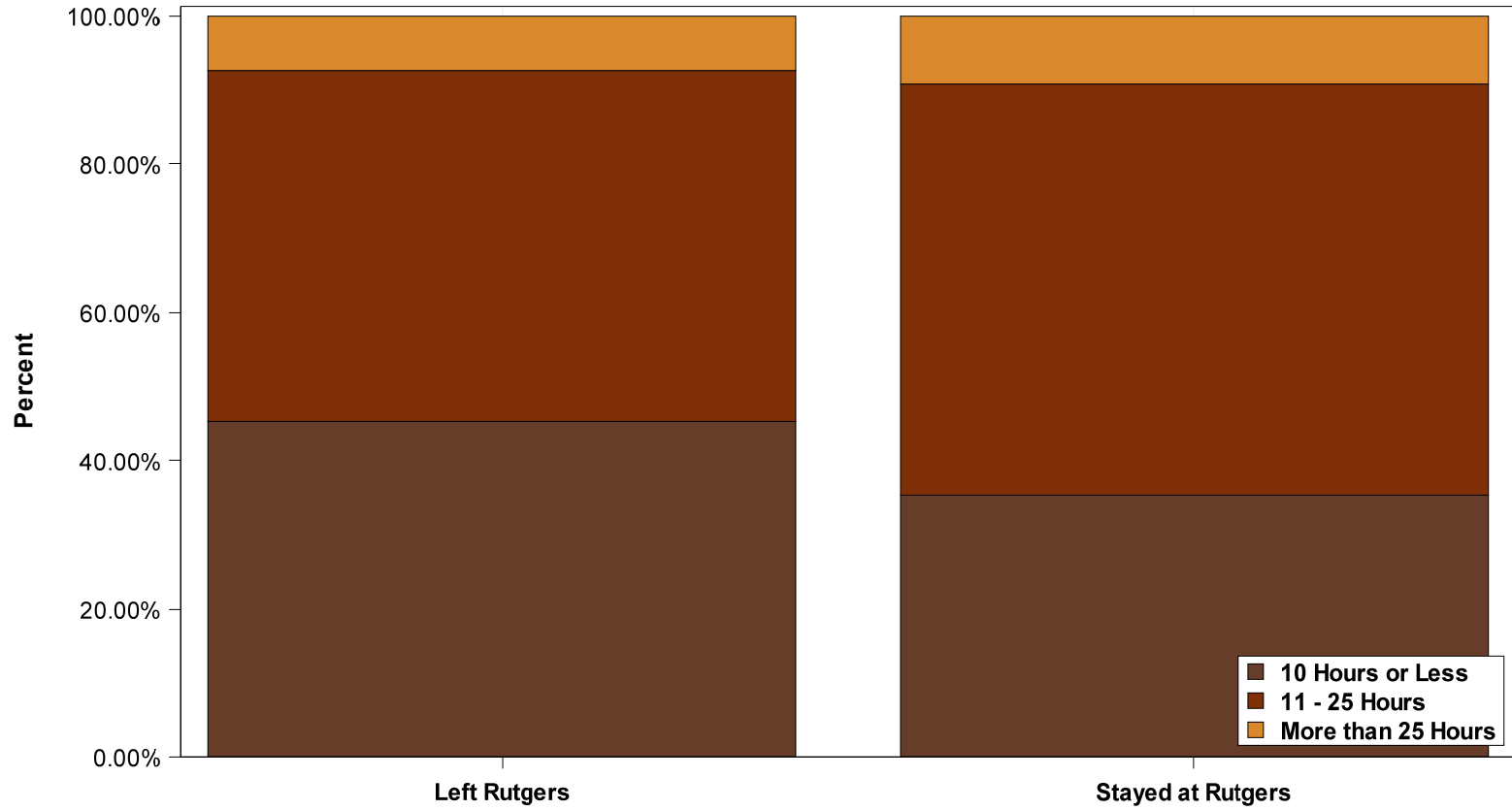
Gone to class unprepared  
Rutgers-Camden



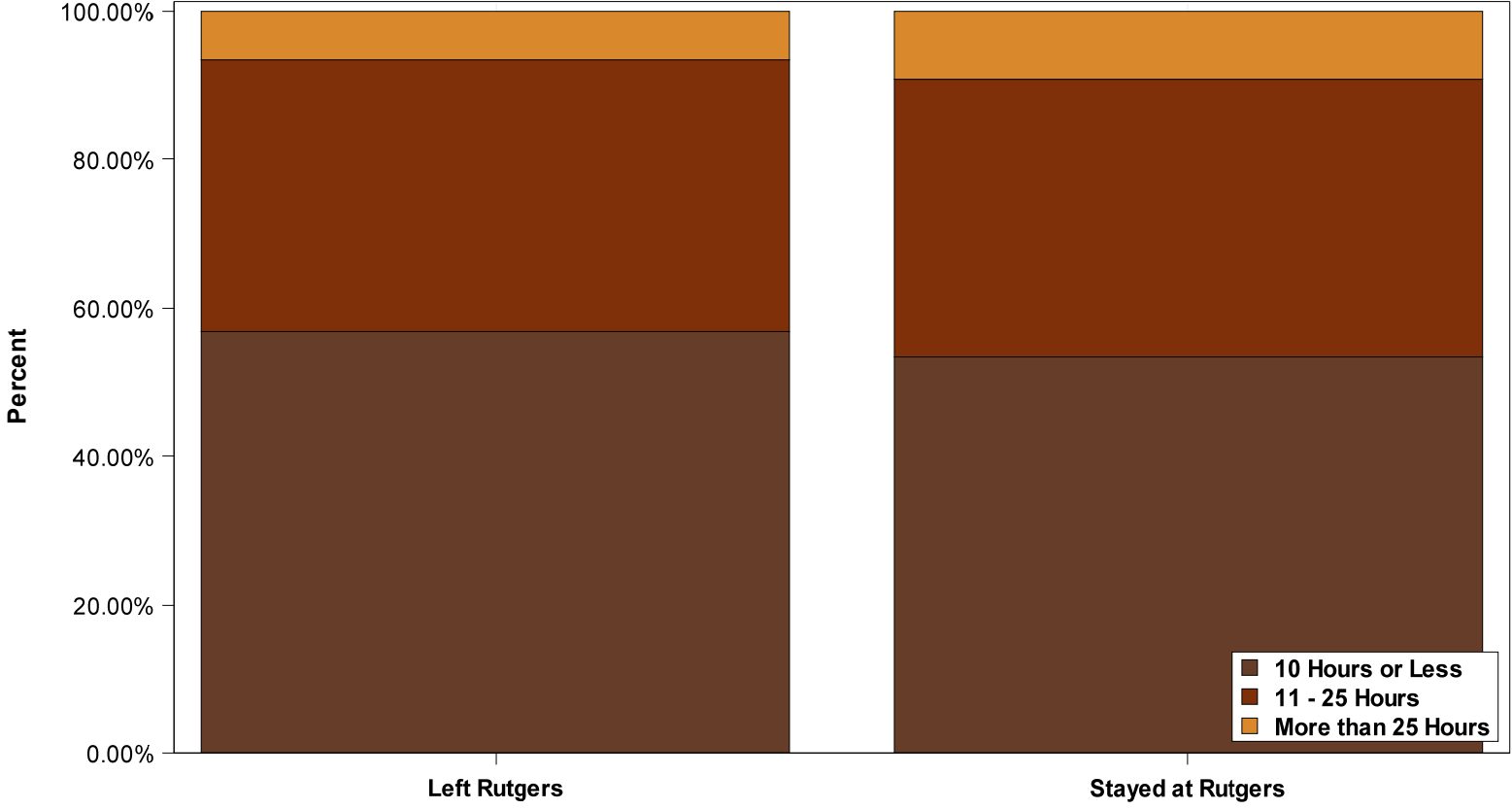
***Time Spent on Academic Activities  
Rutgers-Camden***

			<i>N</i>	<i>Percent</i>
Hours per week spent attending classes discussion sections or labs	Left Rutgers	10 Hours or Less	56	45.16%
	Left Rutgers	11 - 25 Hours	59	47.58%
	Left Rutgers	More than 25 Hours	9	7.26%
	Stayed at Rutgers	10 Hours or Less	577	35.31%
	Stayed at Rutgers	11 - 25 Hours	908	55.57%
	Stayed at Rutgers	More than 25 Hours	149	9.12%
Hours per week spent studying and on other academic activities outside of class	Left Rutgers	10 Hours or Less	70	56.91%
	Left Rutgers	11 - 25 Hours	45	36.59%
	Left Rutgers	More than 25 Hours	8	6.50%
	Stayed at Rutgers	10 Hours or Less	870	53.47%
	Stayed at Rutgers	11 - 25 Hours	608	37.37%
	Stayed at Rutgers	More than 25 Hours	149	9.16%

Hours Per Week Spent Attending Classes, Discussion Sections, or Labs  
Rutgers-Camden



Hours Per Week Studying and Other Academic Activities Outside of Class  
Rutgers-Camden

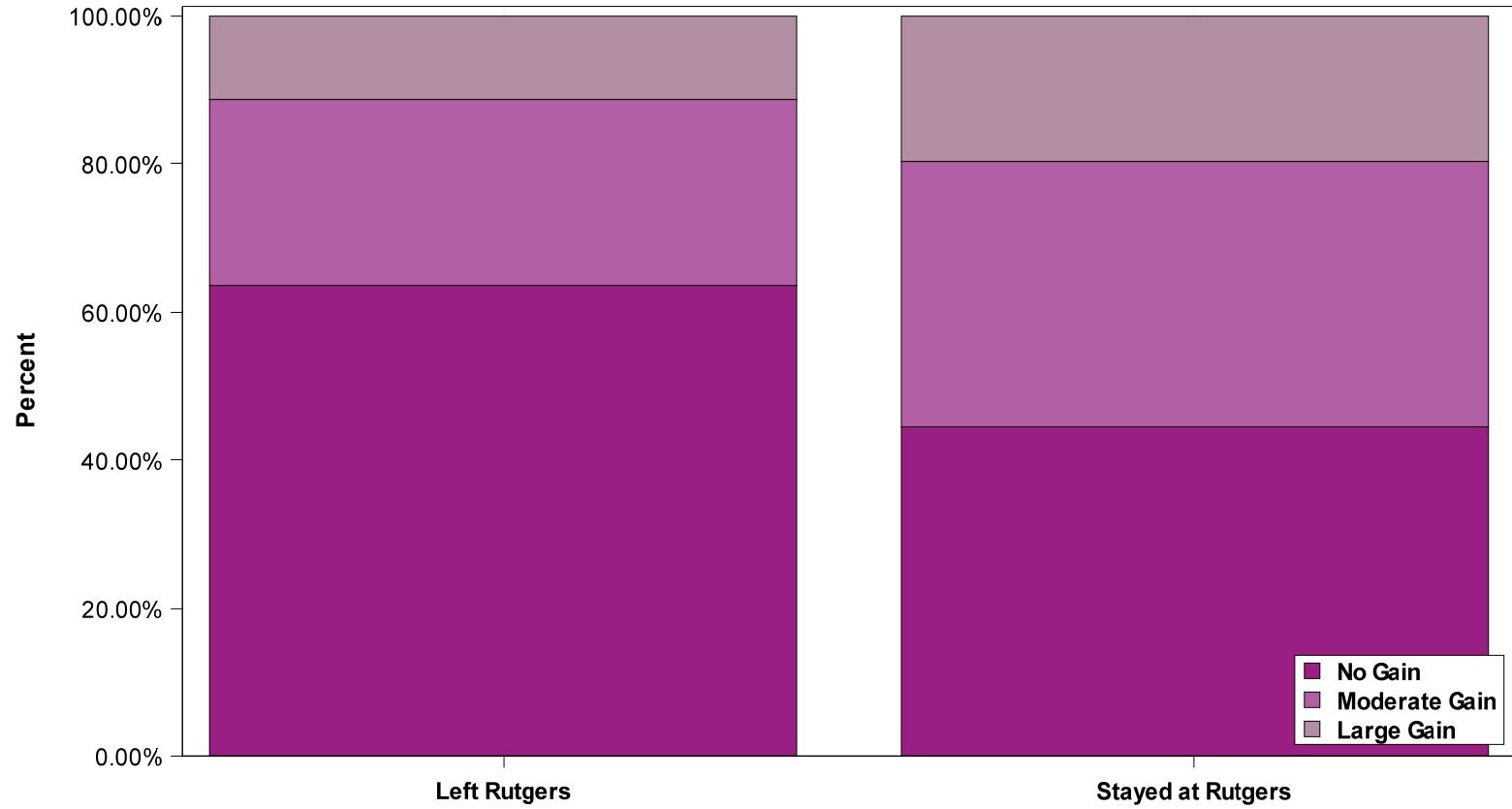




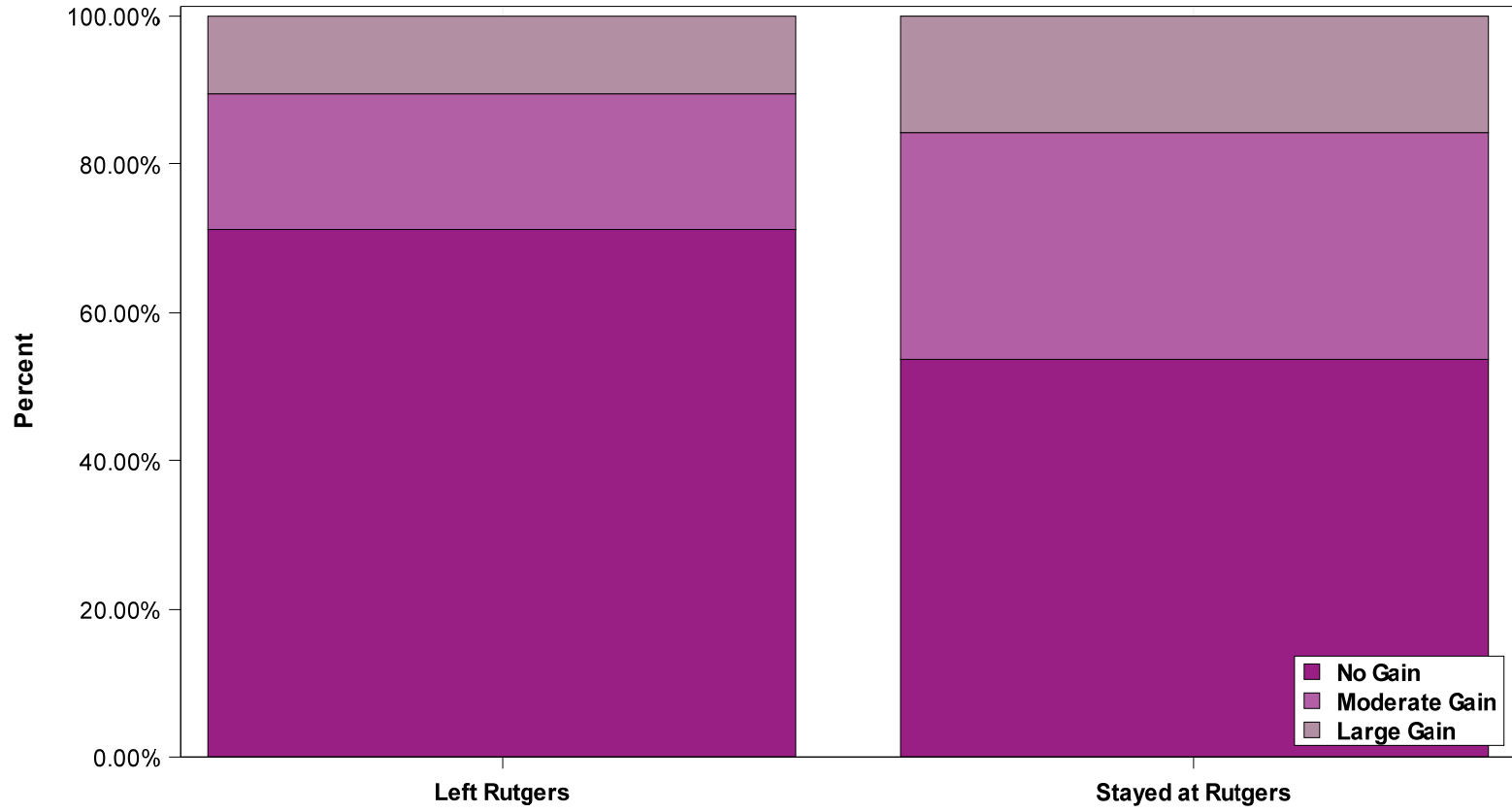
**Gains in Academic Activities  
Rutgers-Camden**

			<i>N</i>	<i>Percent</i>
Gains in analytical and critical thinking skills	Left Rutgers	No Gain	84	63.64%
	Left Rutgers	Moderate Gain	33	25.00%
	Left Rutgers	Large Gain	15	11.36%
	Stayed at Rutgers	No Gain	768	44.52%
	Stayed at Rutgers	Moderate Gain	620	35.94%
	Stayed at Rutgers	Large Gain	337	19.54%
Gains in the ability to read and comprehend academic material	Left Rutgers	No Gain	94	71.21%
	Left Rutgers	Moderate Gain	24	18.18%
	Left Rutgers	Large Gain	14	10.61%
	Stayed at Rutgers	No Gain	927	53.74%
	Stayed at Rutgers	Moderate Gain	526	30.49%
	Stayed at Rutgers	Large Gain	272	15.77%
Gains in understanding field of study	Left Rutgers	No Gain	70	53.03%
	Left Rutgers	Moderate Gain	38	28.79%
	Left Rutgers	Large Gain	24	18.18%
	Stayed at Rutgers	No Gain	642	37.22%
	Stayed at Rutgers	Moderate Gain	456	26.43%
	Stayed at Rutgers	Large Gain	627	36.35%

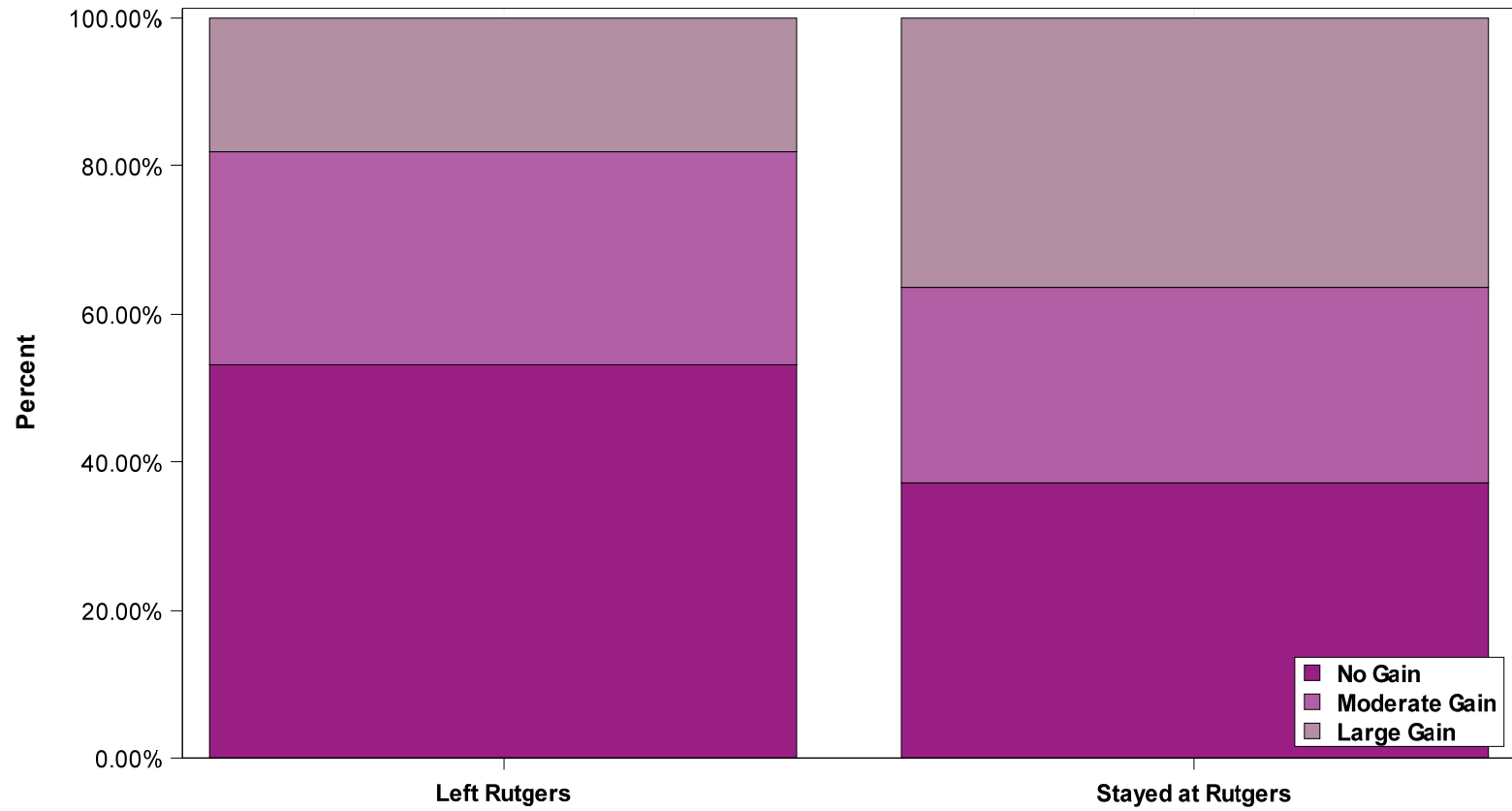
Gains in Critical and Analytical Thinking  
Rutgers-Camden



Gains in Ability to Read and Comprehend Academic Material  
Rutgers-Camden



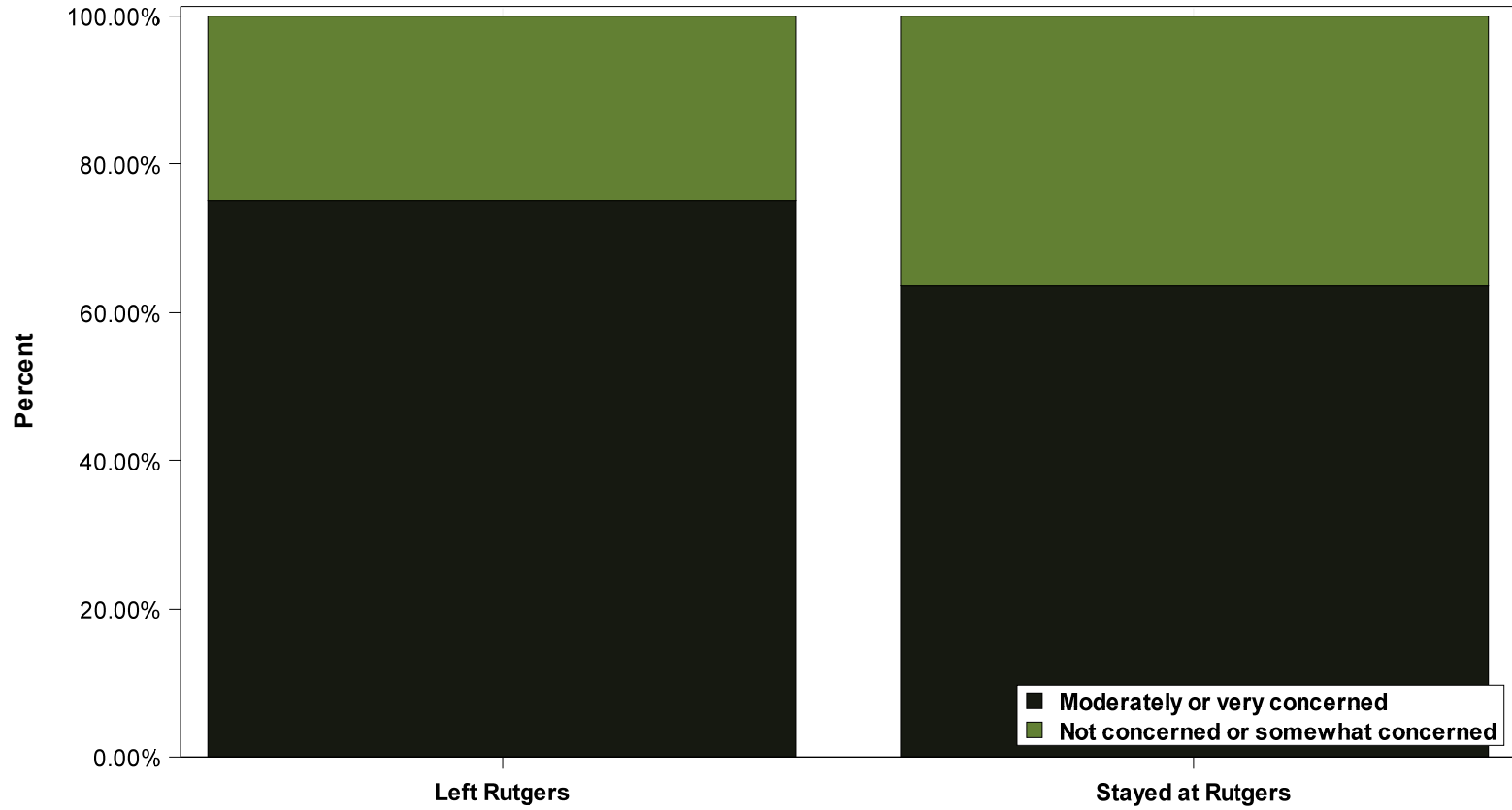
Gains in Understanding Field of Study  
Rutgers-Camden



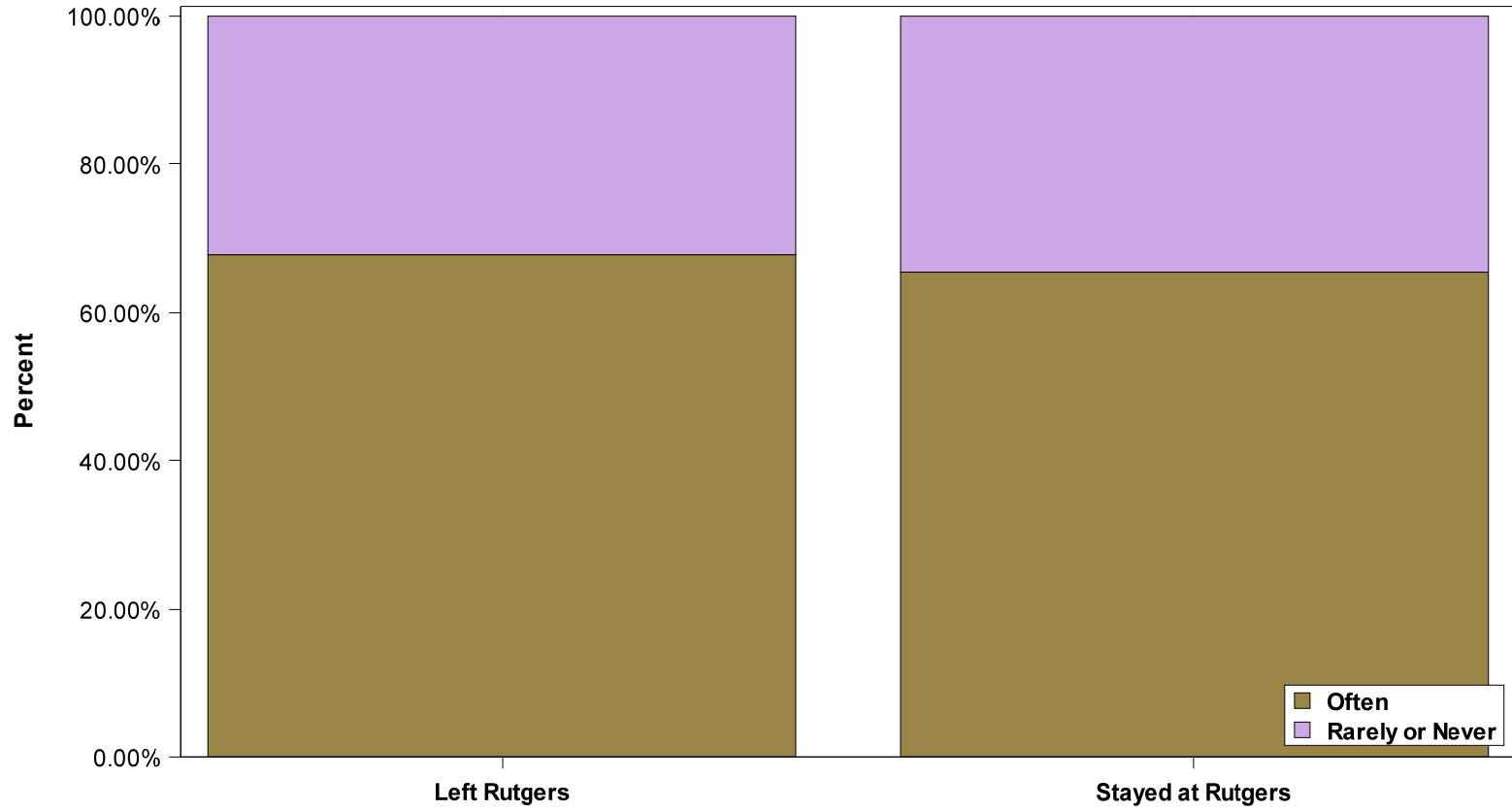
**Concerns about Debt  
Rutgers-Camden**

			<i>N</i>	<i>Percent</i>
Level of concern about accumulated education debt	Left Rutgers	Moderately or very concerned	82	75.23%
	Left Rutgers	Not concerned or somewhat concerned	27	24.77%
	Stayed at Rutgers	Moderately or very concerned	946	63.70%
	Stayed at Rutgers	Not concerned or somewhat concerned	539	36.30%
Worried about my debt and financial circumstances	Left Rutgers	Often	74	67.89%
	Left Rutgers	Rarely or Never	35	32.11%
	Stayed at Rutgers	Often	966	65.54%
	Stayed at Rutgers	Rarely or Never	508	34.46%
Given grants and scholarships the total cost of attending Rutgers is manageable	Left Rutgers	Disagree	38	34.86%
	Left Rutgers	Agree	71	65.14%
	Stayed at Rutgers	Disagree	439	29.86%
	Stayed at Rutgers	Agree	1,031	70.14%

Level of Concern about Accumulated Education Debt  
Rutgers-Camden



Worried about my Debt and Financial Circumstances  
Rutgers-Camden



Given Grants and Scholarships the Total Cost of Attending Rutgers is Manageable  
Rutgers-Camden

