

Equity in Athletics Disclosure Act Report

Rutgers, The State University of New Jersey

Newark Campus

October 15, 2010

Institution: Rutgers University-Newark

Institution Identification

General Information

Institution Name	Rutgers University-Newark
Address 1 *	249 University Avenue, Blumenthal Hall
Address 2	
City *	Newark
State *	New Jersey
ZIP Code *	07102 -
Telephone *	973 - 353 - 1766 Ext.

Athletic Department

Athletic Director Name *	Mark Griffin
Address 1 *	Golden Dome Athletic Center
Address 2	42 Warren Street
City *	Newark
State *	New Jersey
ZIP Code *	07102 - 1805
Telephone *	973 - 353 - 1458 Ext.

Chief Administrative Officer

Chief Administrative Officer's Name *	Richard L. McCormick
Title *	President
Telephone *	973 - 353 - 5205 Ext.
Fax	- -
E-mail Address *	KONCSOL@oldqueens.rutgers.edu

EADA General

Designated Reporting Year *	
Note: The reporting period must be 12 months. The dates for the reporting year should be consistent from year to year.	
Begins: (MM/DD)	07/01/2009 Ends: (MM/DD) 06/30/2010

Number of full-time undergraduates by gender: The numbers below were reported on your institution's 2009-10 IPEDS Survey and should not be changed unless they were reported incorrectly to IPEDS. If the numbers are incorrect, please call the EADA Help Desk to correct them.

	Number	Percent
Male full-time undergraduates	2689	47
Female full-time undergraduates	3030	53
Total full-time undergraduates	5719	100 %

Athletic Sanctioning Body for the designated reporting year (select one):*

- NCAA Division I-A
- NCAA Division I-AA
- NCAA Division I-AAA
- NCAA Division II (with football)
- NCAA Division II (without football)
- NCAA Division III (with football)
- NCAA Division III (without football)
- Other
- NAIA Division I
- NAIA Division II
- NAIA Division III
- NJCAA Division I
- NJCAA Division II
- NJCAA Division III
- NCCAA Division I
- NCCAA Division II

Other Description:

Update Status

Date Completed

Updated

Sports Selection - Men's and Women's Teams

Select the varsity sports teams at your institution.

Sport	Men's	Women's	Sport	Men's	Women's
Archery	<input type="checkbox"/>	<input type="checkbox"/>	Badminton	<input type="checkbox"/>	<input type="checkbox"/>
Baseball	<input checked="" type="checkbox"/>		Basketball	<input checked="" type="checkbox"/>	<input checked="" type="checkbox"/>
Beach Volleyball	<input type="checkbox"/>	<input type="checkbox"/>	Bowling	<input type="checkbox"/>	<input type="checkbox"/>
Cross Country	<input type="checkbox"/>	<input type="checkbox"/>	Diving	<input type="checkbox"/>	<input type="checkbox"/>
Equestrian	<input type="checkbox"/>	<input type="checkbox"/>	Fencing	<input type="checkbox"/>	<input type="checkbox"/>
Field Hockey		<input type="checkbox"/>	Football	<input type="checkbox"/>	
Golf	<input type="checkbox"/>	<input type="checkbox"/>	Gymnastics	<input type="checkbox"/>	<input type="checkbox"/>
Ice Hockey	<input type="checkbox"/>	<input type="checkbox"/>	Lacrosse	<input type="checkbox"/>	<input type="checkbox"/>
Rifle	<input type="checkbox"/>	<input type="checkbox"/>	Rodeo	<input type="checkbox"/>	<input type="checkbox"/>
Rowing	<input type="checkbox"/>	<input type="checkbox"/>	Sailing	<input type="checkbox"/>	<input type="checkbox"/>
Skiing	<input type="checkbox"/>	<input type="checkbox"/>	Soccer	<input checked="" type="checkbox"/>	<input checked="" type="checkbox"/>
Softball		<input checked="" type="checkbox"/>	Squash	<input type="checkbox"/>	<input type="checkbox"/>
Swimming	<input type="checkbox"/>	<input type="checkbox"/>	Swimming and Diving (combined)	<input type="checkbox"/>	<input type="checkbox"/>
Synchronized Swimming		<input type="checkbox"/>	Table Tennis	<input type="checkbox"/>	<input type="checkbox"/>
Team Handball	<input type="checkbox"/>	<input type="checkbox"/>	Tennis	<input checked="" type="checkbox"/>	<input checked="" type="checkbox"/>
Track and Field (Indoor)	<input type="checkbox"/>	<input type="checkbox"/>	Track and Field (Outdoor)	<input type="checkbox"/>	<input type="checkbox"/>
Track and Field and Cross Country (combined)	<input checked="" type="checkbox"/>	<input checked="" type="checkbox"/>	Volleyball	<input checked="" type="checkbox"/>	<input checked="" type="checkbox"/>
Water Polo	<input type="checkbox"/>	<input type="checkbox"/>	Weight Lifting	<input type="checkbox"/>	<input type="checkbox"/>
Wrestling	<input type="checkbox"/>	<input type="checkbox"/>	Other Sports (Specify sports in the caveat box.)*	<input type="checkbox"/>	<input type="checkbox"/>

CAVEAT

All sports are Division III with the exception of Men's Volleyball which is Division I.

* If you indicated in the caveat box that your other sports are Dancing and/or Cheerleading, please also specify in the caveat box that your institution has a letter from the Office of Civil Rights confirming that the OCR has determined that Dancing and/or Cheerleading are varsity sports at your institution.

If you save the data on this screen, then return to the screen to make changes, note the following:

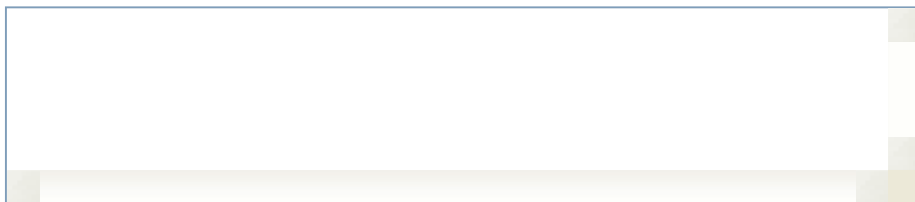
- 1) If you select an additional team remember to include associated data for that sport on subsequent screens;
- 2) If you delete a sport but have already entered associated data on other screens, all associated data for that sport will be deleted from subsequent screens. However, because the survey system has to recalculate the totals, you must re-save every screen.

Athletics Participation - Men's and Women's Teams

Enter the number of participants as of the day of the first scheduled contest.

Varsity Teams	Men's Teams	Women's Teams
Baseball	<input type="text" value="36"/>	
Basketball	<input type="text" value="15"/>	<input type="text" value="9"/>
Soccer	<input type="text" value="38"/>	<input type="text" value="18"/>
Softball		<input type="text" value="12"/>
Tennis	<input type="text" value="11"/>	<input type="text" value="10"/>
Track and Field and Cross Country (combined)	<input type="text" value="58"/>	<input type="text" value="29"/>
Volleyball	<input type="text" value="15"/>	<input type="text" value="10"/>
Total Participants Men's and Women's Teams	173	88
Unduplicated Count of Participants <i>(This is a head count. If an individual participates on more than one team, count that individual only once on this line.)</i>	<input type="text" value="139"/>	<input type="text" value="72"/>

CAVEAT



If you save the data on this screen, then return to the screen to make changes, please note you must re-save every screen because the survey system has to recalculate the totals.

Rutgers, The State Univ. of New Jersey, Newark
Information for the Reporting Year: 2010

[Table 1](#) -- Athletics Participation

		Number of Participants ?		Number of Participants Participating on a Second Team		Number of Participants Participating on a Third Team	
Sport	Coed Teams	Men's Teams	Women's Teams	Men's Teams	Women's Teams	Men's Teams	Women's Teams
Baseball		36					
Basketball		15	9		1		
Cross Country		18	9	16	6	13	6
Soccer		38	18				
Softball			12		1		
Tennis		11	10	1		1	
Track, Indoor		23	11	21	8	13	6
Track, Outdoor		17	9	17	9	12	6
Volleyball		15	10		1		
Others							
Total Participants		173	88	55	26	39	18
Per Participants		66.3%	33.7%				
Unduplicated Count of Participants		139	72				

Head Coaches - Men's Teams

For each men's team, indicate whether the head coach is male or female, was assigned to the team on a full-time or part-time basis, and whether the coach was employed by the institution on a full-time basis or on a part-time or volunteer basis, by entering a 1 in the appropriate field.

The Swimming and Diving (combined) fields allow up to 2 head coaches. The Track and Field and Cross Country (combined) fields allow up to 3.

Varsity Teams	Male Head Coaches				Female Head Coaches				Total Head Coaches
	Assigned to Team on a Full-Time Basis	Assigned to Team on a Part-Time Basis	Full-Time Institution Employee	Part-Time Institution Employee or Volunteer	Assigned to Team on a Full-Time Basis	Assigned to Team on a Part-Time Basis	Full-Time Institution Employee	Part-Time Institution Employee or Volunteer	
Baseball	<input type="text"/>	<input type="text" value="1"/>	<input type="text" value="1"/>	<input type="text"/>	<input type="text"/>	<input type="text"/>	<input type="text"/>	<input type="text"/>	1
Basketball	<input type="text"/>	<input type="text" value="1"/>	<input type="text" value="1"/>	<input type="text"/>	<input type="text"/>	<input type="text"/>	<input type="text"/>	<input type="text"/>	1
Soccer	<input type="text"/>	<input type="text" value="1"/>	<input type="text" value="1"/>	<input type="text"/>	<input type="text"/>	<input type="text"/>	<input type="text"/>	<input type="text"/>	1
Tennis	<input type="text"/>	<input type="text" value="1"/>	<input type="text"/>	<input type="text" value="1"/>	<input type="text"/>	<input type="text"/>	<input type="text"/>	<input type="text"/>	1
Track and Field and Cross Country (combined)	<input type="text"/>	<input type="text" value="1"/>	<input type="text" value="1"/>	<input type="text"/>	<input type="text"/>	<input type="text"/>	<input type="text"/>	<input type="text"/>	1
Volleyball	<input type="text"/>	<input type="text" value="1"/>	<input type="text" value="1"/>	<input type="text"/>	<input type="text"/>	<input type="text"/>	<input type="text"/>	<input type="text"/>	1
Coaching Position Totals	0	6	5	1	0	0	0	0	6

CAVEAT



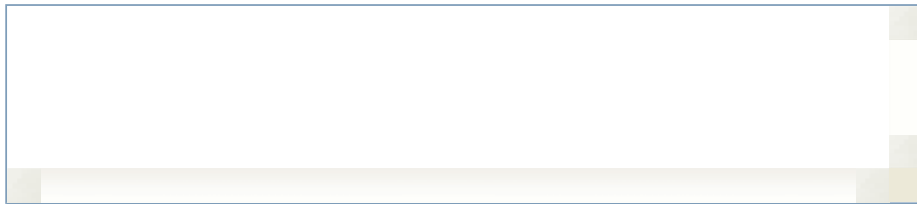
Head Coaches - Women's Teams

For each women's team, indicate whether the head coach is male or female, was assigned to the team on a full-time or part-time basis, and whether the coach was employed by the institution on a full-time basis or on a part-time or volunteer basis, by entering a 1 in the appropriate field.

The Swimming and Diving (combined) fields allow up to 2 head coaches. The Track and Field and Cross Country (combined) fields allow up to 3.

Varsity Teams	Male Head Coaches				Female Head Coaches				Total Head Coaches
	Assigned to Team on a Full-Time Basis	Assigned to Team on a Part-Time Basis	Full-Time Institution Employee	Part-Time Institution Employee or Volunteer	Assigned to Team on a Full-Time Basis	Assigned to Team on a Part-Time Basis	Full-Time Institution Employee	Part-Time Institution Employee or Volunteer	
Basketball	<input type="text"/>	<input type="text" value="1"/>	<input type="text" value="1"/>	<input type="text"/>	<input type="text"/>	<input type="text"/>	<input type="text"/>	<input type="text"/>	1
Soccer	<input type="text"/>	<input type="text" value="1"/>	<input type="text"/>	<input type="text" value="1"/>	<input type="text"/>	<input type="text"/>	<input type="text"/>	<input type="text"/>	1
Softball	<input type="text"/>	<input type="text"/>	<input type="text"/>	<input type="text"/>	<input type="text"/>	<input type="text" value="1"/>	<input type="text" value="1"/>	<input type="text"/>	1
Tennis	<input type="text"/>	<input type="text" value="1"/>	<input type="text" value="1"/>	<input type="text"/>	<input type="text"/>	<input type="text"/>	<input type="text"/>	<input type="text"/>	1
Track and Field and Cross Country (combined)	<input type="text"/>	<input type="text" value="1"/>	<input type="text" value="1"/>	<input type="text"/>	<input type="text"/>	<input type="text"/>	<input type="text"/>	<input type="text"/>	1
Volleyball	<input type="text"/>	<input type="text" value="1"/>	<input type="text" value="1"/>	<input type="text"/>	<input type="text"/>	<input type="text"/>	<input type="text"/>	<input type="text"/>	1
Coaching Position Totals	0	5	4	1	0	1	1	0	6

CAVEAT



Head Coaches' Salaries - Men's and Women's Teams

Enter only salaries and bonuses that your institution pays head coaches as compensation for coaching. Do not include benefits on this screen.

Do not include volunteer coaches in calculating the average salary and the Full-Time Equivalent (FTE) Total.

For help calculating the FTE total click on the "Need help? Click here for screen instructions" link on this screen.

	Men's Teams	Women's Teams
Average Annual Institutional Salary per Head Coach	<input type="text" value="35,545"/>	<input type="text" value="29,010"/>
Number of Head Coaches Used to Calculate the Average	<input type="text" value="6"/>	<input type="text" value="6"/>
Number of Volunteer Head Coaches (Do not include these coaches in your salary or FTE calculations.)	<input type="text"/>	<input type="text"/>
Average Annual Institutional Salary per Full-time equivalent (FTE)	57,641	56,148
Sum of Full-Time Equivalent (FTE) Positions Used to Calculate the Average	<input type="text" value="3.70"/>	<input type="text" value="3.10"/>

CAVEAT

Assistant Coaches - Men's Teams

For each men's team, indicate whether the assistant coach is male or female, was assigned to the team on a full-time or part-time basis, and whether the coach was employed by the institution on a full-time basis or on a part-time or volunteer basis, by entering a 1 in the appropriate field.

Varsity Teams	Male Assistant Coaches				Female Assistant Coaches				Total Assistant Coaches
	Assigned to Team on a Full-Time Basis	Assigned to Team on a Part-Time Basis	Full-Time Institution Employee	Part-Time Institution Employee or Volunteer	Assigned to Team on a Full-Time Basis	Assigned to Team on a Part-Time Basis	Full-Time Institution Employee	Part-Time Institution Employee or Volunteer	
Baseball	<input type="text"/>	<input type="text" value="4"/>	<input type="text"/>	<input type="text" value="4"/>	<input type="text"/>	<input type="text"/>	<input type="text"/>	<input type="text"/>	4
Basketball	<input type="text"/>	<input type="text" value="4"/>	<input type="text"/>	<input type="text" value="4"/>	<input type="text"/>	<input type="text"/>	<input type="text"/>	<input type="text"/>	4
Soccer	<input type="text"/>	<input type="text" value="4"/>	<input type="text"/>	<input type="text" value="4"/>	<input type="text"/>	<input type="text"/>	<input type="text"/>	<input type="text"/>	4
Tennis	<input type="text"/>	<input type="text" value="0"/>	<input type="text"/>	<input type="text"/>	<input type="text"/>	<input type="text"/>	<input type="text"/>	<input type="text"/>	0
Track and Field and Cross Country (combined)	<input type="text"/>	<input type="text" value="1"/>	<input type="text"/>	<input type="text" value="1"/>	<input type="text"/>	<input type="text" value="2"/>	<input type="text"/>	<input type="text" value="2"/>	3
Volleyball	<input type="text"/>	<input type="text" value="2"/>	<input type="text"/>	<input type="text" value="2"/>	<input type="text"/>	<input type="text"/>	<input type="text"/>	<input type="text"/>	2
Coaching Position Totals	0	15	0	15	0	2	0	2	17
CAVEAT									

Assistant Coaches - Women's Teams

For each women's team, indicate whether the assistant coach is male or female, was assigned to the team on a full-time or part-time basis, and whether the coach was employed by the institution on a full-time basis or on a part-time or volunteer basis, by entering a 1 in the appropriate field.

Varsity Teams	Male Assistant Coaches				Female Assistant Coaches				Total Assistant Coaches
	Assigned to Team on a Full-Time Basis	Assigned to Team on a Part-Time Basis	Full-Time Institution Employee	Part-Time Institution Employee or Volunteer	Assigned to Team on a Full-Time Basis	Assigned to Team on a Part-Time Basis	Full-Time Institution Employee	Part-Time Institution Employee or Volunteer	
Basketball	<input type="text"/>	<input type="text" value="1"/>	<input type="text"/>	<input type="text" value="1"/>	<input type="text"/>	<input type="text" value="2"/>	<input type="text"/>	<input type="text" value="2"/>	3
Soccer	<input type="text"/>	<input type="text" value="2"/>	<input type="text"/>	<input type="text" value="2"/>	<input type="text"/>	<input type="text"/>	<input type="text"/>	<input type="text"/>	2
Softball	<input type="text"/>	<input type="text"/>	<input type="text"/>	<input type="text"/>	<input type="text"/>	<input type="text" value="4"/>	<input type="text"/>	<input type="text" value="4"/>	4
Tennis	<input type="text"/>	<input type="text"/>	<input type="text"/>	<input type="text"/>	<input type="text"/>	<input type="text" value="1"/>	<input type="text"/>	<input type="text" value="1"/>	1
Track and Field and Cross Country (combined)	<input type="text"/>	<input type="text" value="1"/>	<input type="text"/>	<input type="text" value="1"/>	<input type="text"/>	<input type="text" value="2"/>	<input type="text"/>	<input type="text" value="2"/>	3
Volleyball	<input type="text"/>	<input type="text" value="2"/>	<input type="text"/>	<input type="text" value="2"/>	<input type="text"/>	<input type="text" value="1"/>	<input type="text"/>	<input type="text" value="1"/>	3
Coaching Position Totals	0	6	0	6	0	10	0	10	16

CAVEAT

Assistant Coaches' Salaries - Men's and Women's Teams

Enter only salaries and bonuses that your institution pays assistant coaches as compensation for coaching. Do not include benefits on this screen.

Do not include volunteer coaches in calculating the average salary and the Full-Time Equivalent (FTE) Total.

For help calculating the FTE total click on the "Need help? Click here for screen instructions" link on this screen.

	Men's Teams	Women's Teams
Average Annual Institutional Salary per Assistant Coach	<input type="text" value="3,188"/>	<input type="text" value="4,166"/>
Number of Assistant Coaches Used to Calculate the Average	<input type="text" value="17"/>	<input type="text" value="16"/>
Number of Volunteer Assistant Coaches. (Do not include these coaches in your salary or FTE calculations.)	<input type="text" value="0"/>	<input type="text" value="0"/>
Average Annual Institutional Salary per Full-time equivalent (FTE)	14,414	20,447
Sum of Full-Time Equivalent (FTE) Positions Used to Calculate the Average	<input type="text" value="3.76"/>	<input type="text" value="3.26"/>

CAVEAT

Athletically Related Student Aid - Men's and Women's Teams

Athletically related student aid is any scholarship, grant, or other form of financial assistance, offered by an institution, the terms of which require the recipient to participate in a program of intercollegiate athletics at the institution. Other student aid, of which a student-athlete simply happens to be the recipient, is not athletically related student aid. If you do not have any aid to report, enter a 0.

	Men's Teams	Women's Teams	Total
Total	<input type="text" value="81,000"/>	<input type="text" value="0"/>	81,000
Ratio (percent)	100	0	100%

CAVEAT

Scholarships awarded to Division I Men's Volleyball only.

Recruiting Expenses - Men's and Women's Teams

Recruiting expenses are all expenses an institution incurs attributable to recruiting activities. This includes, but is not limited to, expenses for lodging, meals, telephone use, and transportation (including vehicles used for recruiting purposes) for both recruits and personnel engaged in recruiting, and other expenses for official and unofficial visits, and all other expenses related to recruiting. If you do not have any recruiting expenses to report, enter a 0.

	Men's Teams	Women's Teams	Total
Total	15,707	6,158	21,865
CAVEAT			

Men and Women's Track & Cross Country recruiting expenses have been prorated per number of male and female participants.

Operating (Game-Day) Expenses - Men's and Women's Teams by Team

Operating expenses are all expenses an institution incurs attributable to home, away, and neutral-site intercollegiate athletic contests (commonly known as "game-day expenses"), for (A) Lodging, meals, transportation, uniforms, and equipment for coaches, team members, support staff (including, but not limited to team managers and trainers), and others; and (B) Officials.

For a sport with a men's team and a women's team that have a combined budget, click on the "Need help? Click here for screen instructions" link for special instructions.

Varsity Teams	Participants	Men's Teams		Participants	Women's Teams		Total Operating Expenses
		Operating Expenses per Participant	By Team		Operating Expenses per Participant	By Team	
Basketball	15	3,016	45,238	9	2,926	26,331	71,569
Baseball	36	2,861	102,991				102,991
Soccer	38	886	33,674	18	1,772	31,896	65,570
Softball				12	2,535	30,421	30,421
Tennis	11	184	2,024	10	539	5,386	7,410
Track and Field and Cross Country (combined)	58	1,321	76,628	29	1,301	37,742	114,370
Volleyball	15	3,101	46,512	10	1,555	15,550	62,062
Total Operating Expenses Men's and Women's Teams	173		307,067	88		147,326	454,393

The combined Track & Field & Cross Country game day expenses have been prorated per number of male and female participants.

Note: This screen is for game-day expenses only.

Total Expenses - Men's and Women's Teams

Enter all expenses attributable to intercollegiate athletic activities. This includes appearance guarantees and options, athletically related student aid, contract services, equipment, fundraising activities, operating expenses, promotional activities, recruiting expenses, salaries and benefits, supplies, travel, and any other expenses attributable to intercollegiate athletic activities.

Varsity Teams	Men's Teams	Women's Teams	Total
Basketball	190,521	119,974	310,495
Baseball	209,966		209,966
Soccer	128,986	65,764	194,750
Softball		121,057	121,057
Tennis	5,824	22,898	28,722
Track and Field and Cross Country (combined)	103,118	50,790	153,908
Volleyball	185,542	51,588	237,130
Total Expenses of all Sports, Except Football and Basketball, Combined	633,436	312,097	945,533
Total Expenses Men's and Women's Teams	823,957	432,071	1,256,028
Not Allocated by Gender/Sport (Expenses not attributable to a particular sport or sports)			1,100,959
Grand Total Expenses			2,356,987

CAVEAT

Men's and Women's Track and Cross Country expenses are prorated by number of male and female participants.

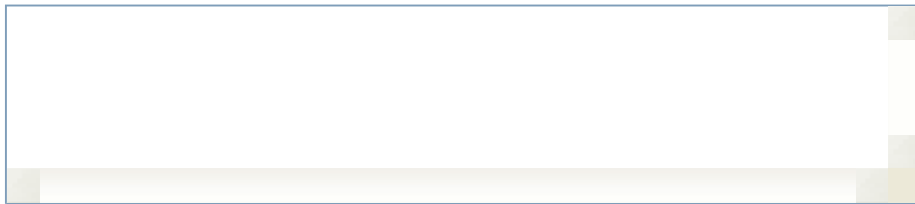
Total Revenues - Men's and Women's Teams

Your total revenues must cover your total expenses.

Enter all revenues attributable to intercollegiate athletic activities. This includes revenues from appearance guarantees and options, an athletic conference, tournament or bowl games, concessions, contributions from alumni and others, institutional support, program advertising and sales, radio and television, royalties, signage and other sponsorships, sport camps, state or other government support, student activity fees, ticket and luxury box sales, and any other revenues attributable to intercollegiate athletic activities.

Varsity Teams	Men's Teams	Women's Teams	Total
Basketball	190,521	120,941	311,462
Baseball	209,966		209,966
Soccer	133,574	65,764	199,338
Softball		121,057	121,057
Tennis	5,824	22,898	28,722
Track and Field and Cross Country (combined)	103,899	51,174	155,073
Volleyball	185,542	51,588	237,130
Total Revenues of all Sports, Except Football and Basketball, Combined	638,805	312,481	951,286
Total Revenues Men's and Women's Teams	829,326	433,422	1,262,748
Not Allocated by Gender/Sport (Revenues not attributable to a particular sport or sports)			1,100,959
Grand Total for all Teams (includes by team and not allocated by gender/sport)			2,363,707

CAVEAT



Summary - Men's and Women's Teams

Your Grand Total Revenues must be equal to or greater than your Grand Total Expenses or you will not be able to lock your survey.

	Men's Teams	Women's Teams	Total
1 Total of Head Coaches' Salaries	213,270	174,060	387,330
2 Total of Assistant Coaches' Salaries	54,196	66,656	120,852
3 Total Salaries (Lines 1+2)	267,466	240,716	508,182
4 Athletically Related Student Aid	81,000	0	81,000
5 Recruiting Expenses	15,707	6,158	21,865
6 Operating (Game-Day) Expenses	307,067	147,326	454,393
7 Summary of Subset Expenses (Lines 3+4+5+6)	671,240	394,200	1,065,440
8 Total Expenses for Teams	823,957	432,071	1,256,028
9 Total Expenses for Teams Minus Subset Expenses (Line 8 – Line 7)	152,717	37,871	190,588
10 Not Allocated Expenses			1,100,959
11 Grand Total Expenses (Lines 8+10)			2,356,987
12 Total Revenues for Teams	829,326	433,422	1,262,748
13 Not Allocated Revenues			1,100,959
14 Grand Total Revenues (Lines 12+13)			2,363,707
15 Total Revenues for Teams minus Total Expenses for Teams (Line 12 -Line 8)	5,369	1,351	6,720
16 Grand Total Revenues Minus Grand Total Expenses (Line 14- Line 11)			6,720

To return to a data entry screen, click on the link in the [Navigation Menu](#).

To proceed to the Supplemental Information screen, click on the link in the [Navigation Menu](#) or click on the "Next" button on this screen.

Supplemental Information (optional)

This screen may be used to help the reader better understand the data you have provided, or to help a prospective student-athlete make an informed choice of an athletics program.

This information will be viewable on the EADA public website. Please do not include the names of individuals or write messages to the help desk.

To explain specific data entered on a previous screen, please use the caveat box on that screen.

It is noted that sports are Division III with the exception of Men's Volleyball which is a Division I sport. In three years, Men's Volleyball will be changed from a Division I sport to Division III.
