

Equity in Athletics Disclosure Act Report

Rutgers, The State University of New Jersey

Newark Campus

October 15, 2009

Revised November 18, 2009*

* Per guidance from the EADA Help Desk on November 18, 2009, the operating expenses, total expenses, and total revenues for men's and women's teams with combined budgets were prorated based on the number of participants on the men's team and the number of participants on the women's team.

Institution: Rutgers University-Newark

Institution Identification

General Information

Institution Name	Rutgers University-Newark
Address 1 *	249 University Avenue, Blumenthal Hall
Address 2	
City *	Newark
State *	New Jersey
ZIP Code *	07102 -
Telephone *	973 - 353 - 1766 Ext.

Athletic Department

Athletic Director Name *	Mark Griffin
Address 1 *	Golden Dome Athletic Center
Address 2	42 Warren Street
City *	Newark
State *	New Jersey
ZIP Code *	07102 - 1805
Telephone *	973 - 353 - 1458 Ext.

Chief Administrative Officer

Chief Administrative Officer's Name *	Richard L. McCormick
Title *	President
Telephone *	973 - 353 - 5205 Ext.
Fax	- -
E-mail Address *	KONCSOL@oldqueens.rutgers.edu

EADA General

Designated Reporting Year *		
Note: The reporting period must be 12 months. The dates for the reporting year should be consistent from year to year.		
Begins: (MM/DD)	07/01/2008	Ends: (MM/DD) 06/30/2009
Number of undergraduates by gender: The numbers below were reported on your institution's 2008-09 IPEDS Survey and should not be changed unless they were reported incorrectly to IPEDS. If the numbers are incorrect, please call the EADA Help Desk to correct them.		
	Number	Percent
Male undergraduates	2464	46
Female undergraduates	2983	54
Total undergraduates	5447	100 %

Athletic Sanctioning Body for the designated reporting year (select one):*

- NCAA Division I-A
- NCAA Division I-AA
- NCAA Division I-AAA
- NCAA Division II (with football)
- NCAA Division II (without football)
- NCAA Division III (with football)
- NCAA Division III (without football)
- Other
- NAIA Division I
- NAIA Division II
- NAIA Division III
- NJCAA Division I
- NJCAA Division II
- NJCAA Division III
- NCCAA Division I
- NCCAA Division II

Other Description:

Update Status

Date Completed

Update Status

Updated

.
. .
.

Sports Selection - Men's and Women's Teams

Select the varsity sports teams at your institution.

Sport	Men's	Women's	Sport	Men's	Women's
Archery	<input type="checkbox"/>	<input type="checkbox"/>	Badminton	<input type="checkbox"/>	<input type="checkbox"/>
Baseball	<input checked="" type="checkbox"/>		Basketball	<input checked="" type="checkbox"/>	<input checked="" type="checkbox"/>
Beach Volleyball	<input type="checkbox"/>	<input type="checkbox"/>	Bowling	<input type="checkbox"/>	<input type="checkbox"/>
Cross Country	<input type="checkbox"/>	<input type="checkbox"/>	Diving	<input type="checkbox"/>	<input type="checkbox"/>
Equestrian	<input type="checkbox"/>	<input type="checkbox"/>	Fencing	<input type="checkbox"/>	<input type="checkbox"/>
Field Hockey		<input type="checkbox"/>	Football	<input type="checkbox"/>	
Golf	<input type="checkbox"/>	<input type="checkbox"/>	Gymnastics	<input type="checkbox"/>	<input type="checkbox"/>
Ice Hockey	<input type="checkbox"/>	<input type="checkbox"/>	Lacrosse	<input type="checkbox"/>	<input type="checkbox"/>
Rifle	<input type="checkbox"/>	<input type="checkbox"/>	Rodeo	<input type="checkbox"/>	<input type="checkbox"/>
Rowing	<input type="checkbox"/>	<input type="checkbox"/>	Sailing	<input type="checkbox"/>	<input type="checkbox"/>
Skiing	<input type="checkbox"/>	<input type="checkbox"/>	Soccer	<input checked="" type="checkbox"/>	<input checked="" type="checkbox"/>
Softball		<input checked="" type="checkbox"/>	Squash	<input type="checkbox"/>	<input type="checkbox"/>
Swimming	<input type="checkbox"/>	<input type="checkbox"/>	Swimming and Diving (combined)	<input type="checkbox"/>	<input type="checkbox"/>
Synchronized Swimming		<input type="checkbox"/>	Table Tennis	<input type="checkbox"/>	<input type="checkbox"/>
Team Handball	<input type="checkbox"/>	<input type="checkbox"/>	Tennis	<input checked="" type="checkbox"/>	<input checked="" type="checkbox"/>
Track and Field (Indoor)	<input type="checkbox"/>	<input type="checkbox"/>	Track and Field (Outdoor)	<input type="checkbox"/>	<input type="checkbox"/>
Track and Field and Cross Country (combined)	<input checked="" type="checkbox"/>	<input checked="" type="checkbox"/>	Volleyball	<input checked="" type="checkbox"/>	<input checked="" type="checkbox"/>
Water Polo	<input type="checkbox"/>	<input type="checkbox"/>	Weight Lifting	<input type="checkbox"/>	<input type="checkbox"/>
Wrestling	<input type="checkbox"/>	<input type="checkbox"/>	<u>Other Sports (Specify sports in the caveat box.)*</u>	<input type="checkbox"/>	<input type="checkbox"/>

CAVEAT

It should be noted that sports are Division III with the exception of Men's Volleyball which is Division I.

* If you indicated in the caveat box that your other sports are Dancing and/or Cheerleading, please also specify in the caveat box that your institution has a letter from the Office of Civil Rights confirming that the OCR has determined that Dancing and/or Cheerleading are varsity sports at your institution.

If after leaving this screen you return to it to add a sport, be sure to include associated data for that sport on subsequent screens. If you return to this screen to delete a sport, all associated data for that sport will be deleted from subsequent screens as well.

Athletics Participation - Men's and Women's Teams

Athletics Participation

Number of participants as of the day of the first scheduled contest

Varsity Teams	Men's Teams	Women's Teams
Baseball	<input type="text" value="32"/>	
Basketball	<input type="text" value="14"/>	<input type="text" value="12"/>
Soccer	<input type="text" value="32"/>	<input type="text" value="21"/>
Softball		<input type="text" value="13"/>
Tennis	<input type="text" value="12"/>	<input type="text" value="10"/>
Track and Field and Cross Country (combined)	<input type="text" value="37"/>	<input type="text" value="17"/>
Volleyball	<input type="text" value="16"/>	<input type="text" value="10"/>
Total Participants Men's and Women's Teams	143	83
Unduplicated Count of Participants (If an individual participates on more than one team, count that individual only once on this line.)	<input type="text" value="120"/>	<input type="text" value="67"/>

CAVEAT

**Name of Reporting Institution: Rutgers, The State Univ. of New Jersey, Newark
Information for the Reporting Year: 2009**

50			Table 1 - - - Athletics Participation.
	Table 1	226	

		Number of Participants		Number of Participants Participating on a Second Team		Number of Participants Participating on a Third Team	
Sport	Coed Teams	Men's Teams	Women's Teams	Men's Teams	Women's Teams	Men's Teams	Women's Teams
Baseball		32					
Basketball		14	12				
Cross Country		12	6	11	6	10	4
Soccer		32	21		3		
Softball			13		4		
Tennis		12	10	1	2	1	
Track, Indoor		14	5	13	5	10	4
Track, Outdoor		11	6	11	6	9	4
Volleyball		16	10		2		
Others							
Total Participants		143	83	36	28	30	12
Per Participants		63.3%	36.7%				
Unduplicated Count of Participants		120.0	67.0				

Head Coaches - Men's Teams

Head Coaches - Men's Teams

A full-time head coach is an individual who coaches one team full-time and is a full-time employee of the school.

Varsity Teams	Male Head Coaches				Female Head Coaches				Total Head Coaches
	Full-Time Coaching Duties	Part-Time Coaching Duties	Full-Time University Employee	Part-Time University Employee or Volunteer	Full-Time Coaching Duties	Part-Time Coaching Duties	Full-Time University Employee	Part-Time University or Volunteer	
Baseball	<input type="text"/>	<input type="text" value="1"/>	<input type="text" value="1"/>	<input type="text"/>	<input type="text"/>	<input type="text"/>	<input type="text"/>	<input type="text"/>	1
Basketball	<input type="text"/>	<input type="text" value="1"/>	<input type="text" value="1"/>	<input type="text"/>	<input type="text"/>	<input type="text"/>	<input type="text"/>	<input type="text"/>	1
Soccer	<input type="text"/>	<input type="text" value="1"/>	<input type="text" value="1"/>	<input type="text"/>	<input type="text"/>	<input type="text"/>	<input type="text"/>	<input type="text"/>	1
Tennis	<input type="text"/>	<input type="text" value="1"/>	<input type="text"/>	<input type="text" value="1"/>	<input type="text"/>	<input type="text"/>	<input type="text"/>	<input type="text"/>	1
Track and Field and Cross Country (combined)	<input type="text"/>	<input type="text" value="1"/>	<input type="text" value="1"/>	<input type="text"/>	<input type="text"/>	<input type="text"/>	<input type="text"/>	<input type="text"/>	1
Volleyball	<input type="text"/>	<input type="text" value="1"/>	<input type="text" value="1"/>	<input type="text"/>	<input type="text"/>	<input type="text"/>	<input type="text"/>	<input type="text"/>	1
Coaching Position Totals	0	6	5	1	0	0	0	0	6

CAVEAT



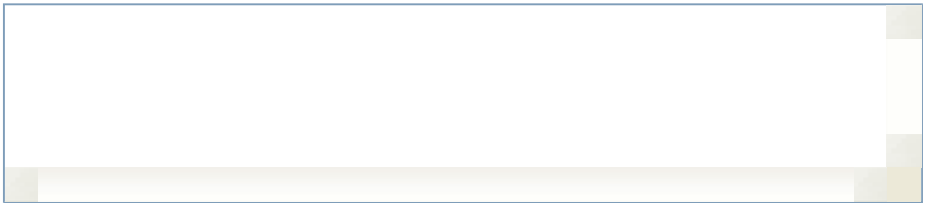
Head Coaches - Women's Teams

Head Coaches - Women's Teams

A full-time head coach is an individual who coaches one team full-time and is a full-time employee of the school.

Varsity Teams	Male Head Coaches				Female Head Coaches				Total Head Coaches
	Full-Time Coaching Duties	Part-Time Coaching Duties	Full-Time University Employee	Part-Time University Employee or Volunteer	Full-Time Coaching Duties	Part-Time Coaching Duties	Full-Time University Employee	Part-Time University Employee or Volunteer	
Basketball	<input type="text"/>	<input type="text" value="1"/>	<input type="text" value="1"/>	<input type="text"/>	<input type="text"/>	<input type="text"/>	<input type="text"/>	<input type="text"/>	1
Soccer	<input type="text"/>	<input type="text" value="1"/>	<input type="text"/>	<input type="text" value="1"/>	<input type="text"/>	<input type="text"/>	<input type="text"/>	<input type="text"/>	1
Softball	<input type="text"/>	<input type="text"/>	<input type="text"/>	<input type="text"/>	<input type="text"/>	<input type="text" value="1"/>	<input type="text" value="1"/>	<input type="text"/>	1
Tennis	<input type="text"/>	<input type="text" value="1"/>	<input type="text" value="1"/>	<input type="text"/>	<input type="text"/>	<input type="text"/>	<input type="text"/>	<input type="text"/>	1
Track and Field and Cross Country (combined)	<input type="text"/>	<input type="text" value="1"/>	<input type="text" value="1"/>	<input type="text"/>	<input type="text"/>	<input type="text"/>	<input type="text"/>	<input type="text"/>	1
Volleyball	<input type="text"/>	<input type="text" value="1"/>	<input type="text" value="1"/>	<input type="text"/>	<input type="text"/>	<input type="text"/>	<input type="text"/>	<input type="text"/>	1
Coaching Position Totals	0	5	4	1	0	1	1	0	6

CAVEAT



Head Coaches' Salaries - Men's and Women's Teams

Head Coaches' Salaries

Enter salaries and bonuses only. Do not include benefits on this screen. Do not include volunteer head coaches in calculating average salary and average FTE.

	Men's Teams	Women's Teams
Average Annual Institutional Salary per Head Coach	<input type="text" value="35,490"/>	<input type="text" value="28,503"/>
Number of Head Coaches Included in Average	<input type="text" value="6"/>	<input type="text" value="6"/>
Number of Volunteer Head Coaches not Included in the Average	<input type="text" value="0"/>	<input type="text" value="0"/>
Average Annual Institutional Salary per Full-time equivalent (FTE)	57,551	56,071
Number of Full-time equivalents (FTEs) Included in Average	<input type="text" value="3.70"/>	<input type="text" value="3.05"/>

CAVEAT

Assistant Coaches - Men's Teams

Assistant Coaches - Men's Teams

A full-time assistant coach is an individual who coaches one team full-time and is a full-time employee of the school.

Varsity Teams	Male Assistant Coaches				Female Assistant Coaches				Total Assistant Coaches
	Full-Time Coaching Duties	Part-Time Coaching Duties	Full-Time University Employee	Part-Time University Employee or Volunteer	Full-Time Coaching Duties	Part-Time Coaching Duties	Full-Time University Employee	Part-Time University Employee or Volunteer	
Baseball	<input type="text"/>	<input type="text" value="4"/>	<input type="text"/>	<input type="text" value="4"/>	<input type="text"/>	<input type="text"/>	<input type="text"/>	<input type="text"/>	4
Basketball	<input type="text"/>	<input type="text" value="3"/>	<input type="text"/>	<input type="text" value="3"/>	<input type="text"/>	<input type="text"/>	<input type="text"/>	<input type="text"/>	3
Soccer	<input type="text"/>	<input type="text" value="3"/>	<input type="text"/>	<input type="text" value="3"/>	<input type="text"/>	<input type="text"/>	<input type="text"/>	<input type="text"/>	3
Tennis	<input type="text"/>	<input type="text" value="1"/>	<input type="text"/>	<input type="text" value="1"/>	<input type="text"/>	<input type="text"/>	<input type="text"/>	<input type="text"/>	1
Track and Field and Cross Country (combined)	<input type="text"/>	<input type="text" value="2"/>	<input type="text"/>	<input type="text" value="2"/>	<input type="text"/>	<input type="text" value="1"/>	<input type="text"/>	<input type="text" value="1"/>	3
Volleyball	<input type="text"/>	<input type="text" value="2"/>	<input type="text"/>	<input type="text" value="2"/>	<input type="text"/>	<input type="text"/>	<input type="text"/>	<input type="text"/>	2
Coaching Position Totals	0	15	0	15	0	1	0	1	16

CAVEAT

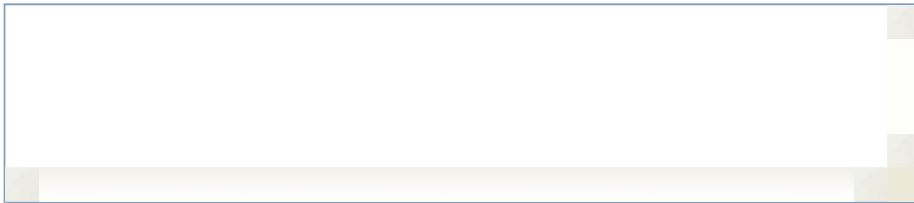
Assistant Coaches - Women's Teams

Assistant Coaches - Women's Teams

A full-time assistant coach is an individual who coaches one team full-time and is a full-time employee of the school.

Varsity Teams	Male Assistant Coaches				Female Assistant Coaches				Total Assistant Coaches
	Full-Time Coaching Duties	Part-Time Coaching Duties	Full-Time University Employee	Part-Time University Employee or Volunteer	Full-Time Coaching Duties	Part-Time Coaching Duties	Full-Time University Employee	Part-Time University Employee or Volunteer	
Basketball	<input type="text"/>	<input type="text" value="1"/>	<input type="text"/>	<input type="text" value="1"/>	<input type="text"/>	<input type="text" value="2"/>	<input type="text"/>	<input type="text" value="2"/>	3
Soccer	<input type="text"/>	<input type="text" value="2"/>	<input type="text"/>	<input type="text" value="2"/>	<input type="text"/>	<input type="text" value="1"/>	<input type="text"/>	<input type="text" value="1"/>	3
Softball	<input type="text"/>	<input type="text" value="2"/>	<input type="text"/>	<input type="text" value="2"/>	<input type="text"/>	<input type="text" value="2"/>	<input type="text"/>	<input type="text" value="2"/>	4
Tennis	<input type="text"/>	<input type="text" value="1"/>	<input type="text"/>	<input type="text" value="1"/>	<input type="text"/>	<input type="text" value="1"/>	<input type="text"/>	<input type="text" value="1"/>	2
Track and Field and Cross Country (combined)	<input type="text"/>	<input type="text" value="2"/>	<input type="text"/>	<input type="text" value="2"/>	<input type="text"/>	<input type="text" value="1"/>	<input type="text"/>	<input type="text" value="1"/>	3
Volleyball	<input type="text"/>	<input type="text" value="2"/>	<input type="text"/>	<input type="text" value="2"/>	<input type="text"/>	<input type="text" value="1"/>	<input type="text"/>	<input type="text" value="1"/>	3
Coaching Position Totals	0	10	0	10	0	8	0	8	18

CAVEAT



Assistant Coaches' Salaries - Men's and Women's Teams

Assistant Coaches' Salaries

Enter salaries and bonuses only. Do not include benefits on this screen. Do not include volunteer assistant coaches in calculating average salary and average FTE.

	Men's Teams	Women's Teams
Average Annual Institutional Salary per Assistant Coach	<input type="text" value="3,097"/>	<input type="text" value="3,531"/>
Number of Assistant Coaches Included in Average	<input type="text" value="16"/>	<input type="text" value="18"/>
Number of Volunteer Assistant Coaches not Included in the Average	<input type="text" value="0"/>	<input type="text" value="0"/>
Average Annual Institutional Salary per Full-time equivalent (FTE)	18,841	18,159
Number of Full-time equivalents (FTEs) Included in Average	<input type="text" value="2.63"/>	<input type="text" value="3.50"/>

CAVEAT

Athletically Related Student Aid - Men's and Women's Teams

Athletically Related Student Aid

Athletically related student aid is any scholarship, grant, or other form of financial assistance, offered by an institution, the terms of which require the recipient to participate in a program of intercollegiate athletics at the institution. Other student aid, of which a student-athlete simply happens to be the recipient, is not athletically related student aid. If you do not have any aid to report, enter a 0.

	Men's Teams	Women's Teams	Total
Total	<input type="text" value="85,000"/>	<input type="text" value="0"/>	85,000
Ratio (percent)	100	0	100%

CAVEAT

Scholarships awarded to Division I Men's Volleyball only.

Recruiting Expenses - Men's and Women's Teams

Recruiting Expenses

Recruiting expenses are all expenses an institution incurs attributable to recruiting activities. This includes, but is not limited to, expenses for lodging, meals, telephone use, and transportation (including vehicles used for recruiting purposes) for both recruits and personnel engaged in recruiting, and other expenses for official and unofficial visits, and all other expenses related to recruiting. If you do not have any recruiting expenses to report, enter a 0.

	Men's Teams	Women's Teams	Total
Total	<input type="text" value="18,568"/>	<input type="text" value="4,585"/>	23,153

CAVEAT

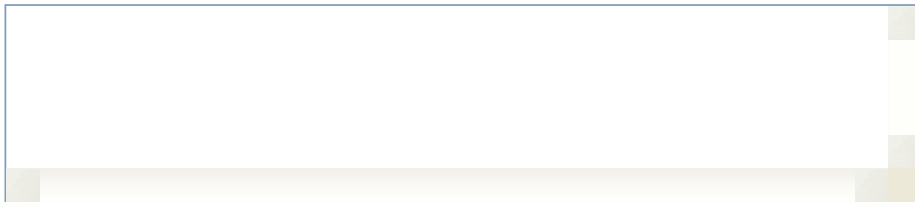
--	--	--	--

Operating Expenses (i.e., Game-Day Expenses) - Men's and Women's Teams by Team

Operating Expenses by Team

Operating expenses are all expenses an institution incurs attributable to home, away, and neutral-site intercollegiate athletic contests (commonly known as "game-day expenses"), for (A) Lodging, meals, transportation, uniforms, and equipment for coaches, team members, support staff (including, but not limited to team managers and trainers), and others; and (B) Officials.

Varsity Teams	Participants	Men's Teams		Women's Teams		Total Operating Expenses	
		Operating Expenses per Participant	By Team	Participants	Operating Expenses per Participant		By Team
Basketball	14	2,837	39,714	12	2,349	28,187	67,901
Baseball	32	3,072	98,293				98,293
Soccer	32	1,213	38,814	21	1,264	26,547	65,361
Softball				13	1,895	24,637	24,637
Tennis	12	154	1,852	10	325	3,248	5,100
Track and Field and Cross Country (combined)	37	1,442	53,362	17	1,442	24,518	77,880
Volleyball	16	2,726	43,618	10	3,203	32,025	75,643
Total Operating Expenses Men's and Women's Teams	143		275,653	83		139,162	414,815
CAVEAT							




Total Expenses - Men's and Women's Teams

Expenses by Team

Expenses are all expenses attributable to intercollegiate athletic activities. This includes appearance guarantees and options, athletically related student aid, contract services, equipment, fundraising activities, operating expenses, promotional activities, recruiting expenses, salaries and benefits, supplies, travel, and any other expenses attributable to intercollegiate athletic activities.

Varsity Teams	Men's Teams	Women's Teams	Total
Basketball	185,383	106,620	292,003
Baseball	195,667		195,667
Soccer	142,713	53,976	196,689
Softball		96,201	96,201
Tennis	5,432	21,120	26,552
Track and Field and Cross Country (combined)	148,710	68,326	217,036
Volleyball	184,973	93,787	278,760
Total Expenses of all Sports, Except Football and Basketball, Combined	677,495	333,410	1,010,905
Total Expenses Men's and Women's Teams	862,878	440,030	1,302,908
Not Allocated by Gender/Sport			990,625
Grand Total Expenses			2,293,533

CAVEAT



Total Revenues - Men's and Women's Teams

Revenues by Team

Revenues are all revenues attributable to intercollegiate athletic activities. This includes revenues from appearance guarantees and options, an athletic conference, tournament or bowl games, concessions, contributions from alumni and others, institutional support, program advertising and sales, radio and television, royalties, signage and other sponsorships, sport camps, state or other government support, student activity fees, ticket and luxury box sales, and any other revenues attributable to intercollegiate athletic activities.

Varsity Teams	Men's Teams	Women's Teams	Total
Basketball	182,172	109,334	291,506
Baseball	195,667		195,667
Soccer	149,429	57,526	206,955
Softball		92,786	92,786
Tennis	4,532	21,425	25,957
Track and Field and Cross Country (combined)	149,195	68,549	217,744
Volleyball	189,258	93,847	283,105
Total Revenues of all Sports, Except Football and Basketball, Combined	688,081	334,133	1,022,214
Total Revenues Men's and Women's Teams	870,253	443,467	1,313,720
Not Allocated by Gender/Sport			990,625
Grand Total for all Teams (includes by team and not allocated by gender/sport)			2,304,345

CAVEAT



Summary - Men's and Women's Teams

Revenues and Expenses Summary

	Men's Teams	Women's Teams	Total
1 Total of Head Coaches' Salaries	212,940	171,018	383,958
2 Total of Assistant Coaches' Salaries	49,552	63,558	113,110
3 Total Salaries (Lines 1+2)	262,492	234,576	497,068
4 Athletically Related Student Aid	85,000	0	85,000
5 Recruiting Expenses	18,568	4,585	23,153
6 Operating Expenses	275,653	139,162	414,815
7 Summary of Subset Expenses (Lines 3+4+5+6)	641,713	378,323	1,020,036
8 Total Expenses	862,878	440,030	1,302,908
9 Total Expenses Minus Subset Expenses (Line 8 – Line 7)	221,165	61,707	282,872
10 Not Allocated Expenses			990,625
11 Grand Total Expenses (Lines 8+10)			2,293,533
12 Total Revenues	870,253	443,467	1,313,720
13 Not Allocated Revenues			990,625
14 Grand Total Revenues (Lines 12+13)			2,304,345
15 Total Revenues Minus Expenses (Line 12- Line 8)	7,375	3,437	10,812
16 Grand Total Revenues Minus Grand Total Expenses (Line 14- Line 11)			10,812

Please review this screen carefully. **The amount of Grand Total Revenues must be equal to or greater than the amount of Grand Total Expenses** before you can lock your survey data. If it is not, you must go back and correct the amounts you entered on the Total Revenues and/or Total Expenses screen(s).

Remember that your **Total Revenues** and **Total Expenses** screens must include amounts you entered on some of the other screens. That is:

- The amount you entered on the Athletically Related Student Aid screen must be included with all of your other revenues (budget, ticket sales, etc.) on the **Total Revenues** screen. For detailed information on what to include in Total Revenues, click on 'Click here for screen instructions' on the Total Revenues screen.
- The amount you entered on the Operating Expenses, Recruiting Expenses, and Athletically Related Student Aid screens must be included with all of your other expenses (salaries and benefits, equipment, etc.) on the **Total Expenses** screen. For detailed information about what to include in Total Expenses, click on 'Click here for screen instructions' on the Total Expenses screen.

To return to the data entry screens to make corrections, click on the link in the menu on the left of this screen.

To proceed to the Supplemental Information screen, click on that link in the menu or click on the 'Next' button on the bottom of this screen.

Supplemental Information

Supplemental Information

This screen is optional. You may use it to provide additional information to help the reader better understand the data you have provided in this survey, or to help a prospective student-athlete make an informed choice of an athletic program. If you do not want to enter any supplemental information, please leave this screen blank.

It is noted that sports are Division III with the exception of Men's Volleyball which is a Division I sport.
