

Equity in Athletics Disclosure Act Report

Rutgers, The State University of New Jersey

Camden Campus

October 15, 2011

Institution: Rutgers University-Camden

Institution Identification

General Information

Institution Name	Rutgers University-Camden
Address 1 *	<input type="text" value="406 Penn"/>
Address 2	<input type="text"/>
City *	<input type="text" value="Camden"/>
State *	<input type="text" value="New Jersey"/>
ZIP Code *	<input type="text" value="08102"/> - <input type="text"/>
Telephone *	<input type="text" value="856"/> - <input type="text" value="225"/> - <input type="text" value="6095"/> Ext. <input type="text"/>

Athletic Department

Athletic Director Name *	<input type="text" value="Jeffrey L. Dean"/>
Address 1 *	<input type="text" value="301 Linden Street"/>
Address 2	<input type="text"/>
City *	<input type="text" value="Camden"/>
State *	<input type="text" value="New Jersey"/>
ZIP Code *	<input type="text" value="08102"/> - <input type="text" value="1400"/>
Telephone *	<input type="text" value="856"/> - <input type="text" value="225"/> - <input type="text" value="2747"/> Ext. <input type="text"/>

Chief Administrative Officer

Chief Administrative Officer's Name *	<input type="text" value="Richard L. McCormick"/>
Title *	<input type="text" value="President"/>
Telephone *	<input type="text" value="848"/> - <input type="text" value="932"/> - <input type="text" value="7454"/> Ext. <input type="text"/>
Fax	<input type="text"/> - <input type="text"/> - <input type="text"/>
E-mail Address *	<input type="text" value="KONCSOL@oldqueens.rutgers.edu"/>

EADA General

Designated Reporting Year *	Note: The reporting period must be 12 months. The dates for the reporting year should be consistent from year to year.	
Begins: (MM/DD)	<input type="text" value="07/01"/> /2010	Ends: (MM/DD) <input type="text" value="06/30"/> /2011

Number of full-time undergraduates by gender: The numbers below were reported on your institution's 2010-11 IPEDS Survey and should not be changed unless they were reported incorrectly to IPEDS. If the numbers are incorrect, please call the EADA Help Desk to correct them.

	Number	Percent
Male full-time undergraduates	1707	47
Female full-time undergraduates	1913	53
Total full-time undergraduates	3620	100 %

Athletic Sanctioning Body for the designated reporting year (select one): *

- NCAA Division I-A
- NCAA Division I-AA
- NCAA Division I-AAA
- NCAA Division II (with football)
- NCAA Division II (without football)
- NCAA Division III (with football)
- NCAA Division III (without football)
- Other
- NAIA Division I
- NAIA Division II
- NAIA Division III
- NJCAA Division I
- NJCAA Division II
- NJCAA Division III
- NCCAA Division I
- NCCAA Division II

Other Description:

Update Status

Date Completed

Update Status

--	--	--

Sports Selection - Men's and Women's Teams

Select the varsity sports teams at your institution.

Sport	Men's	Women's	Sport	Men's	Women's
Archery	<input type="checkbox"/>	<input type="checkbox"/>	Badminton	<input type="checkbox"/>	<input type="checkbox"/>
Baseball	<input checked="" type="checkbox"/>		Basketball	<input checked="" type="checkbox"/>	<input checked="" type="checkbox"/>
Beach Volleyball	<input type="checkbox"/>	<input type="checkbox"/>	Bowling	<input type="checkbox"/>	<input type="checkbox"/>
Cross Country	<input type="checkbox"/>	<input type="checkbox"/>	Diving	<input type="checkbox"/>	<input type="checkbox"/>
Equestrian	<input type="checkbox"/>	<input type="checkbox"/>	Fencing	<input type="checkbox"/>	<input type="checkbox"/>
Field Hockey		<input type="checkbox"/>	Football	<input type="checkbox"/>	
Golf	<input checked="" type="checkbox"/>	<input type="checkbox"/>	Gymnastics	<input type="checkbox"/>	<input type="checkbox"/>
Ice Hockey	<input type="checkbox"/>	<input type="checkbox"/>	Lacrosse	<input type="checkbox"/>	<input checked="" type="checkbox"/>
Rifle	<input type="checkbox"/>	<input type="checkbox"/>	Rodeo	<input type="checkbox"/>	<input type="checkbox"/>
Rowing	<input checked="" type="checkbox"/>	<input checked="" type="checkbox"/>	Sailing	<input type="checkbox"/>	<input type="checkbox"/>
Skiing	<input type="checkbox"/>	<input type="checkbox"/>	Soccer	<input checked="" type="checkbox"/>	<input checked="" type="checkbox"/>
Softball		<input checked="" type="checkbox"/>	Squash	<input type="checkbox"/>	<input type="checkbox"/>
Swimming	<input type="checkbox"/>	<input type="checkbox"/>	Swimming and Diving (combined)	<input type="checkbox"/>	<input type="checkbox"/>
Synchronized Swimming		<input type="checkbox"/>	Table Tennis	<input type="checkbox"/>	<input type="checkbox"/>
Team Handball	<input type="checkbox"/>	<input type="checkbox"/>	Tennis	<input type="checkbox"/>	<input type="checkbox"/>
Track and Field (Indoor)	<input type="checkbox"/>	<input type="checkbox"/>	Track and Field (Outdoor)	<input type="checkbox"/>	<input type="checkbox"/>
Track and Field and Cross Country (combined)	<input checked="" type="checkbox"/>	<input checked="" type="checkbox"/>	Volleyball	<input type="checkbox"/>	<input checked="" type="checkbox"/>
Water Polo	<input type="checkbox"/>	<input type="checkbox"/>	Weight Lifting	<input type="checkbox"/>	<input type="checkbox"/>
Wrestling	<input type="checkbox"/>	<input type="checkbox"/>	Other Sports (Specify sports in the caveat box.)*	<input type="checkbox"/>	<input type="checkbox"/>

CAVEAT

Men's Rowing is a club sport but participates with the Women's Team.

* If you indicated in the caveat box that your other sports are Dancing and/or Cheerleading, please also specify in the caveat box that your institution has a letter from the Office for Civil Rights confirming that the OCR has determined that Dancing and/or Cheerleading are varsity sports at your institution.

If you save the data on this screen, then return to the screen to make changes, note the following:

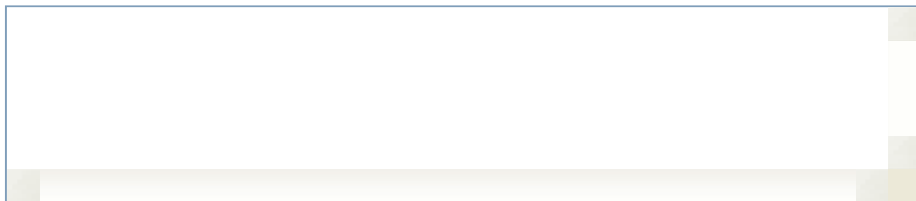
- 1) If you select an additional team remember to include associated data for that sport on subsequent screens;
- 2) If you delete a sport but have already entered associated data on other screens, all associated data for that sport will be deleted from subsequent screens. However, because the survey system has to recalculate the totals, you must re-save every screen.

Athletics Participation - Men's and Women's Teams

Enter the number of participants as of the day of the first scheduled contest.

Varsity Teams	Men's Teams	Women's Teams
Baseball	<input type="text" value="33"/>	
Basketball	<input type="text" value="16"/>	<input type="text" value="14"/>
Golf	<input type="text" value="14"/>	
Lacrosse		<input type="text" value="16"/>
Rowing	<input type="text" value="13"/>	<input type="text" value="13"/>
Soccer	<input type="text" value="35"/>	<input type="text" value="20"/>
Softball		<input type="text" value="14"/>
Track and Field and Cross Country (combined)	<input type="text" value="48"/>	<input type="text" value="58"/>
Volleyball		<input type="text" value="17"/>
Total Participants Men's and Women's Teams	159	152
Unduplicated Count of Participants <i>(This is a head count. If an individual participates on more than one team, count that individual only once on this line.)</i>	<input type="text" value="130"/>	<input type="text" value="117"/>

CAVEAT



If you save the data on this screen, then return to the screen to make changes, please note you must re-save every screen because the survey system has to recalculate the totals.

Rutgers, The State Univ. of New Jersey, Camden

Information for the Reporting Year: 2011

[Table 1](#) -- Athletics Participation

Sport	Coed Teams	Number of Participants		Number of Participants Participating on a Second Team		Number of Participants Participating on a Third Team	
		Men's Teams	Women's Teams	Men's Teams	Women's Teams	Men's Teams	Women's Teams
Baseball		33					
Basketball		16	14		3		3
Cross Country		15	16			12	10
Golf		14					
Lacrosse			16		4		1
Rowing		13	13		4		
Soccer		35	20		5	1	
Softball			14		1		
Track, Indoor		16	21	3	6	13	11
Track, Outdoor		17	21	3	4	13	11
Volleyball			17				
Others							
Total Participants		159	152	6	27	39	36
Unduplicated Count of Participants		130	117				

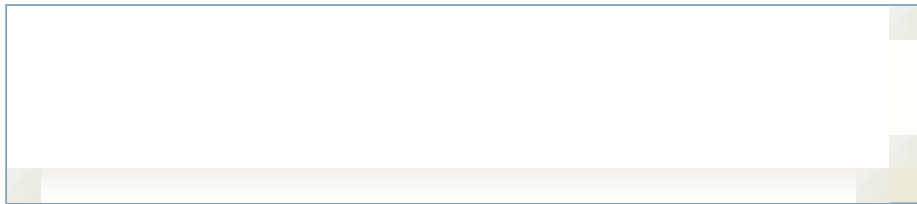
Head Coaches - Men's Teams

For each men's team, indicate whether the head coach is male or female, was assigned to the team on a full-time or part-time basis, and whether the coach was employed by the institution on a full-time basis or on a part-time or volunteer basis, by entering a 1 in the appropriate field.

The Swimming and Diving (combined) fields allow up to 2 head coaches. The Track and Field and Cross Country (combined) fields allow up to 3.

Varsity Teams	Male Head Coaches				Female Head Coaches				Total Head Coaches
	Assigned to Team on a Full-Time Basis	Assigned to Team on a Part-Time Basis	Full-Time Institution Employee	Part-Time Institution Employee or Volunteer	Assigned to Team on a Full-Time Basis	Assigned to Team on a Part-Time Basis	Full-Time Institution Employee	Part-Time Institution Employee or Volunteer	
Baseball	<input type="text" value="1"/>	<input type="text"/>	<input type="text" value="1"/>	<input type="text"/>	<input type="text"/>	<input type="text"/>	<input type="text"/>	<input type="text"/>	1
Basketball	<input type="text" value="1"/>	<input type="text"/>	<input type="text" value="1"/>	<input type="text"/>	<input type="text"/>	<input type="text"/>	<input type="text"/>	<input type="text"/>	1
Golf	<input type="text"/>	<input type="text" value="1"/>	<input type="text" value="1"/>	<input type="text"/>	<input type="text"/>	<input type="text"/>	<input type="text"/>	<input type="text"/>	1
Rowing	<input type="text"/>	<input type="text"/>	<input type="text"/>	<input type="text"/>	<input type="text"/>	<input type="text" value="1"/>	<input type="text"/>	<input type="text" value="1"/>	1
Soccer	<input type="text"/>	<input type="text" value="1"/>	<input type="text"/>	<input type="text" value="1"/>	<input type="text"/>	<input type="text"/>	<input type="text"/>	<input type="text"/>	1
Track and Field and Cross Country (combined)	<input type="text"/>	<input type="text" value="1"/>	<input type="text" value="1"/>	<input type="text"/>	<input type="text"/>	<input type="text"/>	<input type="text"/>	<input type="text"/>	1
Coaching Position Totals	2	3	4	1	0	1	0	1	6

CAVEAT



Head Coaches - Women's Teams

For each women's team, indicate whether the head coach is male or female, was assigned to the team on a full-time or part-time basis, and whether the coach was employed by the institution on a full-time basis or on a part-time or volunteer basis, by entering a 1 in the appropriate field.

The Swimming and Diving (combined) fields allow up to 2 head coaches. The Track and Field and Cross Country (combined) fields allow up to 3.

Varsity Teams	Male Head Coaches				Female Head Coaches				Total Head Coaches
	Assigned to Team on a Full-Time Basis	Assigned to Team on a Part-Time Basis	Full-Time Institution Employee	Part-Time Institution Employee or Volunteer	Assigned to Team on a Full-Time Basis	Assigned to Team on a Part-Time Basis	Full-Time Institution Employee	Part-Time Institution Employee or Volunteer	
Basketball	<input type="text"/>	<input type="text"/>	<input type="text"/>	<input type="text"/>	<input type="text" value="1"/>	<input type="text"/>	<input type="text" value="1"/>	<input type="text"/>	1
Lacrosse	<input type="text"/>	<input type="text"/>	<input type="text"/>	<input type="text"/>	<input type="text"/>	<input type="text" value="1"/>	<input type="text"/>	<input type="text" value="1"/>	1
Rowing	<input type="text"/>	<input type="text"/>	<input type="text"/>	<input type="text"/>	<input type="text"/>	<input type="text" value="1"/>	<input type="text"/>	<input type="text" value="1"/>	1
Soccer	<input type="text"/>	<input type="text" value="1"/>	<input type="text"/>	<input type="text" value="1"/>	<input type="text"/>	<input type="text"/>	<input type="text"/>	<input type="text"/>	1
Softball	<input type="text"/>	<input type="text" value="1"/>	<input type="text"/>	<input type="text" value="1"/>	<input type="text"/>	<input type="text"/>	<input type="text"/>	<input type="text"/>	1
Track and Field and Cross Country (combined)	<input type="text"/>	<input type="text" value="1"/>	<input type="text" value="1"/>	<input type="text"/>	<input type="text"/>	<input type="text"/>	<input type="text"/>	<input type="text"/>	1
Volleyball	<input type="text"/>	<input type="text" value="1"/>	<input type="text"/>	<input type="text" value="1"/>	<input type="text"/>	<input type="text"/>	<input type="text"/>	<input type="text"/>	1
Coaching Position Totals	0	4	1	3	1	2	1	2	7
CAVEAT	<div style="border: 1px solid black; height: 80px; width: 100%;"></div>								

Head Coaches' Salaries - Men's and Women's Teams

Enter only salaries and bonuses that your institution pays head coaches as compensation for coaching. Do not include benefits on this screen.

Do not include volunteer coaches in calculating the average salary and the Full-Time Equivalent (FTE) Total.

For help calculating the FTE total click on the "Need help? Click here for screen instructions" link on this screen.

	Men's Teams	Women's Teams
Average Annual Institutional Salary per Head Coach	<input type="text" value="17,406"/>	<input type="text" value="15,083"/>
Number of Head Coaches Used to Calculate the Average	<input type="text" value="6"/>	<input type="text" value="7"/>
Number of Volunteer Head Coaches (Do not include these coaches in your salary or FTE calculations.)	<input type="text" value="0"/>	<input type="text" value="0"/>
Average Annual Institutional Salary per Full-time equivalent (FTE)	26,109	26,395
Sum of Full-Time Equivalent (FTE) Positions Used to Calculate the Average	<input type="text" value="4.00"/>	<input type="text" value="4.00"/>

CAVEAT

Assistant Coaches - Men's Teams

For each men's team, indicate whether the assistant coach is male or female, was assigned to the team on a full-time or part-time basis, and whether the coach was employed by the institution on a full-time basis or on a part-time or volunteer basis, by entering a 1 in the appropriate field.

Varsity Teams	Male Assistant Coaches				Female Assistant Coaches				Total Assistant Coaches
	Assigned to Team on a Full-Time Basis	Assigned to Team on a Part-Time Basis	Full-Time Institution Employee	Part-Time Institution Employee or Volunteer	Assigned to Team on a Full-Time Basis	Assigned to Team on a Part-Time Basis	Full-Time Institution Employee	Part-Time Institution Employee or Volunteer	
Baseball	<input type="text"/>	<input type="text" value="6"/>	<input type="text"/>	<input type="text" value="6"/>	<input type="text"/>	<input type="text"/>	<input type="text"/>	<input type="text"/>	6
Basketball	<input type="text"/>	<input type="text" value="4"/>	<input type="text"/>	<input type="text" value="4"/>	<input type="text"/>	<input type="text"/>	<input type="text"/>	<input type="text"/>	4
Golf	<input type="text"/>	<input type="text" value="3"/>	<input type="text"/>	<input type="text" value="3"/>	<input type="text"/>	<input type="text"/>	<input type="text"/>	<input type="text"/>	3
Rowing	<input type="text"/>	<input type="text" value="2"/>	<input type="text"/>	<input type="text" value="2"/>	<input type="text"/>	<input type="text"/>	<input type="text"/>	<input type="text"/>	2
Soccer	<input type="text"/>	<input type="text" value="3"/>	<input type="text"/>	<input type="text" value="3"/>	<input type="text"/>	<input type="text"/>	<input type="text"/>	<input type="text"/>	3
Track and Field and Cross Country (combined)	<input type="text"/>	<input type="text" value="4"/>	<input type="text"/>	<input type="text" value="4"/>	<input type="text"/>	<input type="text" value="1"/>	<input type="text"/>	<input type="text" value="1"/>	5
Coaching Position Totals	0	22	0	22	0	1	0	1	23

CAVEAT

Assistant Coaches - Women's Teams

For each women's team, indicate whether the assistant coach is male or female, was assigned to the team on a full-time or part-time basis, and whether the coach was employed by the institution on a full-time basis or on a part-time or volunteer basis, by entering a 1 in the appropriate field.

Varsity Teams	Male Assistant Coaches				Female Assistant Coaches				Total Assistant Coaches
	Assigned to Team on a Full-Time Basis	Assigned to Team on a Part-Time Basis	Full-Time Institution Employee	Part-Time Institution Employee or Volunteer	Assigned to Team on a Full-Time Basis	Assigned to Team on a Part-Time Basis	Full-Time Institution Employee	Part-Time Institution Employee or Volunteer	
Basketball	<input type="text"/>	<input type="text" value="2"/>	<input type="text"/>	<input type="text" value="2"/>	<input type="text"/>	<input type="text" value="1"/>	<input type="text"/>	<input type="text" value="1"/>	3
Lacrosse	<input type="text"/>	<input type="text"/>	<input type="text"/>	<input type="text"/>	<input type="text"/>	<input type="text" value="2"/>	<input type="text"/>	<input type="text" value="2"/>	2
Rowing	<input type="text"/>	<input type="text" value="2"/>	<input type="text"/>	<input type="text" value="2"/>	<input type="text"/>	<input type="text"/>	<input type="text"/>	<input type="text"/>	2
Soccer	<input type="text"/>	<input type="text" value="1"/>	<input type="text"/>	<input type="text" value="1"/>	<input type="text"/>	<input type="text" value="1"/>	<input type="text"/>	<input type="text" value="1"/>	2
Softball	<input type="text"/>	<input type="text" value="1"/>	<input type="text"/>	<input type="text" value="1"/>	<input type="text"/>	<input type="text"/>	<input type="text"/>	<input type="text"/>	1
Track and Field and Cross Country (combined)	<input type="text"/>	<input type="text" value="4"/>	<input type="text"/>	<input type="text" value="4"/>	<input type="text"/>	<input type="text" value="1"/>	<input type="text"/>	<input type="text" value="1"/>	5
Volleyball	<input type="text"/>	<input type="text" value="1"/>	<input type="text"/>	<input type="text" value="1"/>	<input type="text"/>	<input type="text"/>	<input type="text"/>	<input type="text"/>	1
Coaching Position Totals	0	11	0	11	0	5	0	5	16

CAVEAT

Assistant Coaches' Salaries - Men's and Women's Teams

Enter only salaries and bonuses that your institution pays assistant coaches as compensation for coaching. Do not include benefits on this screen.

Do not include volunteer coaches in calculating the average salary and the Full-Time Equivalent (FTE) Total.

For help calculating the FTE total click on the "Need help? Click here for screen instructions" link on this screen.

	Men's Teams	Women's Teams
Average Annual Institutional Salary per Assistant Coach	<input type="text" value="2,176"/>	<input type="text" value="3,514"/>
Number of Assistant Coaches Used to Calculate the Average	<input type="text" value="17"/>	<input type="text" value="14"/>
Number of Volunteer Assistant Coaches. (Do not include these coaches in your salary or FTE calculations.)	<input type="text" value="6"/>	<input type="text" value="2"/>
Average Annual Institutional Salary per Full-time equivalent (FTE)	24,995	24,973
Sum of Full-Time Equivalent (FTE) Positions Used to Calculate the Average	<input type="text" value="1.48"/>	<input type="text" value="1.97"/>

CAVEAT

Athletically Related Student Aid - Men's and Women's Teams

Athletically related student aid is any scholarship, grant, or other form of financial assistance, offered by an institution, the terms of which require the recipient to participate in a program of intercollegiate athletics at the institution. Other student aid, of which a student-athlete simply happens to be the recipient, is not athletically related student aid. If you do not have any aid to report, enter a 0.

	Men's Teams	Women's Teams	Total
Total	<input type="text" value="0"/>	<input type="text" value="0"/>	0
Ratio (percent)	0	0	100%

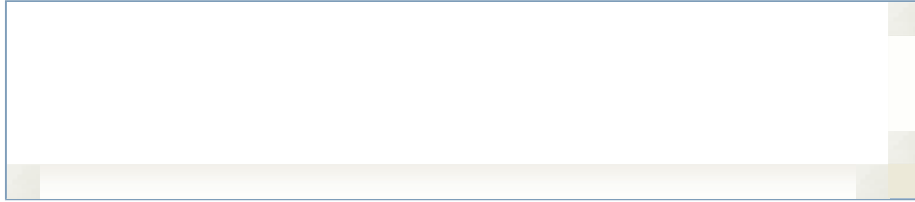
CAVEAT



Recruiting Expenses - Men's and Women's Teams

Recruiting expenses are all expenses an institution incurs attributable to recruiting activities. This includes, but is not limited to, expenses for lodging, meals, telephone use, and transportation (including vehicles used for recruiting purposes) for both recruits and personnel engaged in recruiting, and other expenses for official and unofficial visits, and all other expenses related to recruiting. If you do not have any recruiting expenses to report, enter a 0.

	Men's Teams	Women's Teams	Total
Total	<input type="text" value="2,057"/>	<input type="text" value="5,783"/>	7,840
CAVEAT	<input type="text"/>		



Operating (Game-Day) Expenses - Men's and Women's Teams by Team

Operating expenses are all expenses an institution incurs attributable to home, away, and neutral-site intercollegiate athletic contests (commonly known as "game-day expenses"), for (A) Lodging, meals, transportation, uniforms, and equipment for coaches, team members, support staff (including, but not limited to team managers and trainers), and others; and (B) Officials.

For a sport with a men's team and a women's team that have a combined budget, click on the "Need help? Click here for screen instructions" link for special instructions.

Varsity Teams	Participants	Men's Teams		Women's Teams		Total Operating Expenses	
		Operating Expenses per Participant	By Team	Participants	Operating Expenses per Participant		By Team
Basketball	16	1,787	28,599	14	1,835	25,694	54,293
Baseball	33	3,568	117,745				117,745
Golf	14	2,611	36,553				36,553
Lacrosse				16	1,000	15,997	15,997
Rowing	13	1,096	14,251	13	1,096	14,251	28,502
Soccer	35	1,234	43,173	20	1,075	21,494	64,667
Softball				14	3,184	44,582	44,582
Track and Field and Cross Country (combined)	48	766	36,768	58	766	44,428	81,196
Volleyball				17	1,608	27,340	27,340
Total Operating Expenses Men's and Women's Teams	159		277,089	152		193,786	470,875

CAVEAT

The Men's and Women's Track & Field and Cross Country Teams have a combined budget. Therefore, the expenses/revenues are reported for each team in a manner proportionate to the number of participants.

Note: This screen is for game-day expenses only.

Total Expenses - Men's and Women's Teams

Enter all expenses attributable to intercollegiate athletic activities. This includes appearance guarantees and options, athletically related student aid, contract services, equipment, fundraising activities, operating expenses, promotional activities, recruiting expenses, salaries and benefits, supplies, travel, and any other expenses attributable to intercollegiate athletic activities.

Varsity Teams	Men's Teams	Women's Teams	Total
Basketball	99,881	102,605	202,486
Baseball	180,819		180,819
Golf	48,480		48,480
Lacrosse		33,062	33,062
Rowing	21,946	21,946	43,892
Soccer	75,648	43,964	119,612
Softball		74,940	74,940
Track and Field and Cross Country (combined)	78,576	94,946	173,522
Volleyball		50,614	50,614
Total Expenses of all Sports, Except Football and Basketball, Combined	405,469	319,472	724,941
Total Expenses Men's and Women's Teams	505,350	422,077	927,427
Not Allocated by Gender/Sport (Expenses not attributable to a particular sport or sports)			473,016
Grand Total Expenses			1,400,443

CAVEAT

The Men's and Women's Track & Field and Cross Country Teams have a combined budget. Therefore, the expenses/revenues are reported for each team in a manner proportionate to the number of participants.

Total Revenues - Men's and Women's Teams

Your total revenues must cover your total expenses.

Enter all revenues attributable to intercollegiate athletic activities. This includes revenues from appearance guarantees and options, an athletic conference, tournament or bowl games, concessions, contributions from alumni and others, institutional support, program advertising and sales, radio and television, royalties, signage and other sponsorships, sport camps, state or other government support, student activity fees, ticket and luxury box sales, and any other revenues attributable to intercollegiate athletic activities.

Varsity Teams	Men's Teams	Women's Teams	Total
Basketball	99,881	102,605	202,486
Baseball	180,819		180,819
Golf	48,480		48,480
Lacrosse		33,062	33,062
Rowing	21,946	21,946	43,892
Soccer	75,648	43,964	119,612
Softball		74,940	74,940
Track and Field and Cross Country (combined)	78,576	94,946	173,522
Volleyball		50,614	50,614
Total Revenues of all Sports, Except Football and Basketball, Combined	405,469	319,472	724,941
Total Revenues Men's and Women's Teams	505,350	422,077	927,427
Not Allocated by Gender/Sport (Revenues not attributable to a particular sport or sports)			611,521
Grand Total for all Teams (includes by team and not allocated by gender/sport)			1,538,948

CAVEAT

The Men's and Women's Track & Field and Cross Country Teams have a combined budget. Therefore, the expenses/revenues are reported for each team in a manner proportionate to the number of participants.

Summary - Men's and Women's Teams

Your Grand Total Revenues must be equal to or greater than your Grand Total Expenses or you will not be able to lock your survey.

	Men's Teams	Women's Teams	Total
1 Total of Head Coaches' Salaries	104,436	105,581	210,017
2 Total of Assistant Coaches' Salaries	36,992	49,196	86,188
3 Total Salaries (Lines 1+2)	141,428	154,777	296,205
4 Athletically Related Student Aid	0	0	0
5 Recruiting Expenses	2,057	5,783	7,840
6 Operating (Game-Day) Expenses	277,089	193,786	470,875
7 Summary of Subset Expenses (Lines 3+4+5+6)	420,574	354,346	774,920
8 Total Expenses for Teams	505,350	422,077	927,427
9 Total Expenses for Teams Minus Subset Expenses (Line 8 – Line 7)	84,776	67,731	152,507
10 Not Allocated Expenses			473,016
11 Grand Total Expenses (Lines 8+10)			1,400,443
12 Total Revenues for Teams	505,350	422,077	927,427
13 Not Allocated Revenues			611,521
14 Grand Total Revenues (Lines 12+13)			1,538,948
15 Total Revenues for Teams minus Total Expenses for Teams (Line 12-Line 8)	0	0	0
16 Grand Total Revenues Minus Grand Total Expenses (Line 14- Line 11)			138,505

To return to a data entry screen, click on the link in the [Navigation Menu](#).

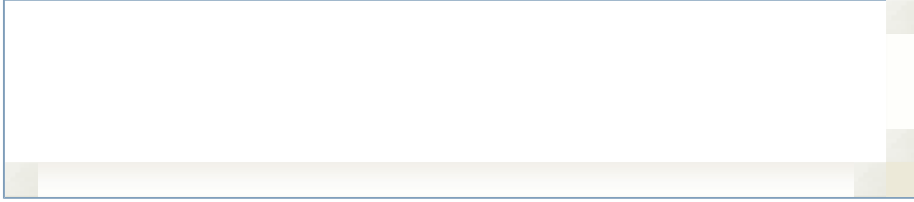
To proceed to the Supplemental Information screen, click on the link in the [Navigation Menu](#) or click on the "Next" button on this screen.

Supplemental Information (optional)

This screen may be used to help the reader better understand the data you have provided, or to help a prospective student-athlete make an informed choice of an athletics program.

This information will be viewable on the EADA public website. Please do not include the names of individuals or write messages to the help desk.

To explain specific data entered on a previous screen, please use the caveat box on that screen.

A large, empty rectangular box with a thin blue border, intended for supplemental information. The box is currently blank, with some faint, light-colored rectangular artifacts visible in the bottom right corner, possibly from a previous page or a scanning artifact.