

Equity in Athletics Disclosure Act Report

Rutgers, The State University of New Jersey

Camden Campus

October 15, 2009

Institution: Rutgers University-Camden

Institution Identification

General Information

Institution Name	Rutgers University-Camden
Address 1 *	<input type="text" value="406 Penn"/>
Address 2	<input type="text"/>
City *	<input type="text" value="Camden"/>
State *	<input type="text" value="New Jersey"/>
ZIP Code *	<input type="text" value="08102"/> - <input type="text"/>
Telephone *	<input type="text" value="856"/> - <input type="text" value="225"/> - <input type="text" value="6095"/> Ext. <input type="text"/>

Athletic Department

Athletic Director Name *	<input type="text" value="Jeffrey L. Dean"/>
Address 1 *	<input type="text" value="301 Linden Street"/>
Address 2	<input type="text"/>
City *	<input type="text" value="Camden"/>
State *	<input type="text" value="New Jersey"/>
ZIP Code *	<input type="text" value="08102"/> - <input type="text" value="1400"/>
Telephone *	<input type="text" value="856"/> - <input type="text" value="225"/> - <input type="text" value="2747"/> Ext. <input type="text"/>

Chief Administrative Officer

Chief Administrative Officer's Name *	<input type="text" value="Richard L. McCormick"/>
Title *	<input type="text" value="President"/>
Telephone *	<input type="text" value="856"/> - <input type="text" value="757"/> - <input type="text" value="6104"/> Ext. <input type="text"/>
Fax	<input type="text"/> - <input type="text"/> - <input type="text"/>
E-mail Address *	<input type="text" value="KONCSOL@oldqueens.rutgers.edu"/>

EADA General

Designated Reporting Year *		
Note: The reporting period must be 12 months. The dates for the reporting year should be consistent from year to year.		
Begins: (MM/DD) <input type="text" value="07/01"/> /2008 Ends: (MM/DD) <input type="text" value="06/30"/> /2009		
Number of undergraduates by gender: The numbers below were reported on your institution's 2008-09 IPEDS Survey and should not be changed unless they were reported incorrectly to IPEDS. If the numbers are incorrect, please call the EADA Help Desk to correct them.		
	Number	Percent
Male undergraduates	1464	48
Female undergraduates	1637	52
Total undergraduates	3101	100 %

Athletic Sanctioning Body for the designated reporting year (select one):*

- NCAA Division I-A
- NCAA Division I-AA
- NCAA Division I-AAA
- NCAA Division II (with football)
- NCAA Division II (without football)
- NCAA Division III (with football)
- NCAA Division III (without football)
- Other
- NAIA Division I
- NAIA Division II
- NAIA Division III
- NJCAA Division I
- NJCAA Division II
- NJCAA Division III
- NCCAA Division I
- NCCAA Division II

Other Description:

Update Status

Date Completed

Update Status

Updated

Update

Return to Survey Status

Sports Selection - Men's and Women's Teams

Select the varsity sports teams at your institution.

Sport	Men's	Women's	Sport	Men's	Women's
Archery	<input type="checkbox"/>	<input type="checkbox"/>	Badminton	<input type="checkbox"/>	<input type="checkbox"/>
Baseball	<input checked="" type="checkbox"/>		Basketball	<input checked="" type="checkbox"/>	<input checked="" type="checkbox"/>
Beach Volleyball	<input type="checkbox"/>	<input type="checkbox"/>	Bowling	<input type="checkbox"/>	<input type="checkbox"/>
Cross Country	<input type="checkbox"/>	<input type="checkbox"/>	Diving	<input type="checkbox"/>	<input type="checkbox"/>
Equestrian	<input type="checkbox"/>	<input type="checkbox"/>	Fencing	<input type="checkbox"/>	<input type="checkbox"/>
Field Hockey		<input type="checkbox"/>	Football	<input type="checkbox"/>	
Golf	<input checked="" type="checkbox"/>	<input type="checkbox"/>	Gymnastics	<input type="checkbox"/>	<input type="checkbox"/>
Ice Hockey	<input type="checkbox"/>	<input type="checkbox"/>	Lacrosse	<input type="checkbox"/>	<input type="checkbox"/>
Rifle	<input type="checkbox"/>	<input type="checkbox"/>	Rodeo	<input type="checkbox"/>	<input type="checkbox"/>
Rowing	<input checked="" type="checkbox"/>	<input checked="" type="checkbox"/>	Sailing	<input type="checkbox"/>	<input type="checkbox"/>
Skiing	<input type="checkbox"/>	<input type="checkbox"/>	Soccer	<input checked="" type="checkbox"/>	<input checked="" type="checkbox"/>
Softball		<input checked="" type="checkbox"/>	Squash	<input type="checkbox"/>	<input type="checkbox"/>
Swimming	<input type="checkbox"/>	<input type="checkbox"/>	Swimming and Diving (combined)	<input type="checkbox"/>	<input type="checkbox"/>
Synchronized Swimming		<input type="checkbox"/>	Table Tennis	<input type="checkbox"/>	<input type="checkbox"/>
Team Handball	<input type="checkbox"/>	<input type="checkbox"/>	Tennis	<input type="checkbox"/>	<input type="checkbox"/>
Track and Field (Indoor)	<input type="checkbox"/>	<input type="checkbox"/>	Track and Field (Outdoor)	<input type="checkbox"/>	<input type="checkbox"/>
Track and Field and Cross Country (combined)	<input checked="" type="checkbox"/>	<input checked="" type="checkbox"/>	Volleyball	<input type="checkbox"/>	<input checked="" type="checkbox"/>
Water Polo	<input type="checkbox"/>	<input type="checkbox"/>	Weight Lifting	<input type="checkbox"/>	<input type="checkbox"/>
Wrestling	<input type="checkbox"/>	<input type="checkbox"/>	<u>Other Sports (Specify sports in the caveat box.)*</u>	<input type="checkbox"/>	<input type="checkbox"/>

CAVEAT

* If you indicated in the caveat box that your other sports are Dancing and/or Cheerleading, please also specify in the caveat box that your institution has a letter from the Office of Civil Rights confirming that the OCR has determined that Dancing and/or Cheerleading are varsity sports at your institution.

If after leaving this screen you return to it to add a sport, be sure to include associated data for that sport on subsequent screens. If you return to this screen to delete a sport, all associated data for that sport will be deleted from subsequent screens as well.

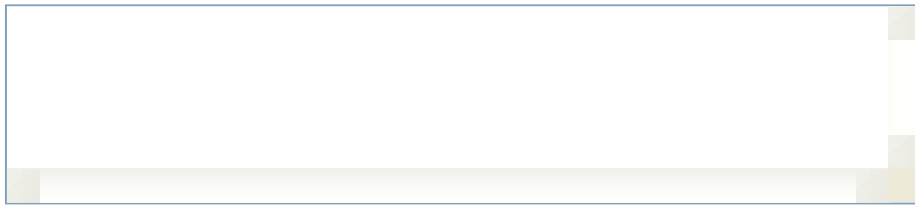
Athletics Participation - Men's and Women's Teams

Athletics Participation

Number of participants as of the day of the first scheduled contest

Varsity Teams	Men's Teams	Women's Teams
Baseball	33	
Basketball	16	11
Golf	15	
Rowing	6	6
Soccer	26	24
Softball		18
Track and Field and Cross Country (combined)	40	35
Volleyball		12
Total Participants Men's and Women's Teams	136	106
Unduplicated Count of Participants (If an individual participates on more than one team, count that individual only once on this line.)	125	92

CAVEAT



Name of Reporting Institution: Rutgers, The State Univ. of New Jersey, Camden
Information for the Reporting Year: 2009



50			Table 1 - - - Athletics Participation.
	Table 1	242	

		Number of Participants		Number of Participants Participating on a Second Team		Number of Participants Participating on a Third Team	
Sport	Coed Teams	Men's Teams	Women's Teams	Men's Teams	Women's Teams	Men's Teams	Women's Teams
Baseball		33					
Basketball		16	11				
Cross Country		7	9	1	5	6	9
Golf		15					
Rowing			6		1		1
Soccer		26	24		1		1
Softball			18		2		
Track, Indoor		15	13	8	4	6	9
Track, Outdoor		18	13	8	3	6	9
Volleyball			12		2		
Others- Men's Rowing		6					
Total Participants		136	106	17	18	18	29
Per Participants		56.2%	43.8%				
Unduplicated Count of Participants		125.0	92.0				

Head Coaches - Men's Teams

Head Coaches - Men's Teams

A full-time head coach is an individual who coaches one team full-time and is a full-time employee of the school.

Varsity Teams	Male Head Coaches				Female Head Coaches				Total Head Coaches
	Full-Time Coaching Duties	Part-Time Coaching Duties	Full-Time University Employee	Part-Time University Employee or Volunteer	Full-Time Coaching Duties	Part-Time Coaching Duties	Full-Time University Employee	Part-Time University or Volunteer	
Baseball	1		1						1
Basketball	1		1						1
Golf		1	1						1
Rowing		1	1						1
Soccer		1		1					1
Track and Field and Cross Country (combined)	1		1						1
Coaching Position Totals	3	3	5	1	0	0	0	0	6

CAVEAT



Head Coaches - Women's Teams

Head Coaches - Women's Teams

A full-time head coach is an individual who coaches one team full-time and is a full-time employee of the school.

Varsity Teams	Male Head Coaches				Female Head Coaches				Total Head Coaches
	Full-Time Coaching Duties	Part-Time Coaching Duties	Full-Time University Employee	Part-Time University Employee or Volunteer	Full-Time Coaching Duties	Part-Time Coaching Duties	Full-Time University Employee	Part-Time University Employee or Volunteer	
Basketball	<input type="text"/>	<input type="text"/>	<input type="text"/>	<input type="text"/>	<input type="text" value="1"/>	<input type="text"/>	<input type="text" value="1"/>	<input type="text"/>	1
Rowing	<input type="text"/>	<input type="text" value="1"/>	<input type="text" value="1"/>	<input type="text"/>	<input type="text"/>	<input type="text"/>	<input type="text"/>	<input type="text"/>	1
Soccer	<input type="text"/>	<input type="text" value="1"/>	<input type="text"/>	<input type="text" value="1"/>	<input type="text"/>	<input type="text"/>	<input type="text"/>	<input type="text"/>	1
Softball	<input type="text"/>	<input type="text" value="1"/>	<input type="text"/>	<input type="text" value="1"/>	<input type="text"/>	<input type="text"/>	<input type="text"/>	<input type="text"/>	1
Track and Field and Cross Country (combined)	<input type="text" value="1"/>	<input type="text"/>	<input type="text" value="1"/>	<input type="text"/>	<input type="text"/>	<input type="text"/>	<input type="text"/>	<input type="text"/>	1
Volleyball	<input type="text"/>	<input type="text" value="1"/>	<input type="text"/>	<input type="text" value="1"/>	<input type="text"/>	<input type="text"/>	<input type="text"/>	<input type="text"/>	1
Coaching Position Totals	1	4	2	3	1	0	1	0	6

CAVEAT



Head Coaches' Salaries - Men's and Women's Teams

Head Coaches' Salaries

Enter salaries and bonuses only. Do not include benefits on this screen. Do not include volunteer head coaches in calculating average salary and average FTE.

	Men's Teams	Women's Teams
Average Annual Institutional Salary per Head Coach	<input type="text" value="20,293"/>	<input type="text" value="14,549"/>
Number of Head Coaches Included in Average	<input type="text" value="6"/>	<input type="text" value="6"/>
Number of Volunteer Head Coaches not Included in the Average	<input type="text" value="0"/>	<input type="text" value="0"/>
Average Annual Institutional Salary per Full-time equivalent (FTE)	27,057	21,824
Number of Full-time equivalents (FTEs) Included in Average	<input type="text" value="4.50"/>	<input type="text" value="4.00"/>

CAVEAT

Assistant Coaches - Men's Teams

Assistant Coaches - Men's Teams

A full-time assistant coach is an individual who coaches one team full-time and is a full-time employee of the school.

Varsity Teams	Male Assistant Coaches				Female Assistant Coaches				Total Assistant Coaches
	Full-Time Coaching Duties	Part-Time Coaching Duties	Full-Time University Employee	Part-Time University Employee or Volunteer	Full-Time Coaching Duties	Part-Time Coaching Duties	Full-Time University Employee	Part-Time University Employee or Volunteer	
Baseball	<input type="text"/>	<input type="text" value="2"/>	<input type="text"/>	<input type="text" value="2"/>	<input type="text"/>	<input type="text"/>	<input type="text"/>	<input type="text"/>	2
Basketball	<input type="text"/>	<input type="text" value="3"/>	<input type="text"/>	<input type="text" value="3"/>	<input type="text"/>	<input type="text"/>	<input type="text"/>	<input type="text"/>	3
Golf	<input type="text"/>	<input type="text" value="1"/>	<input type="text"/>	<input type="text" value="1"/>	<input type="text"/>	<input type="text"/>	<input type="text"/>	<input type="text"/>	1
Rowing	<input type="text"/>	<input type="text" value="2"/>	<input type="text"/>	<input type="text" value="2"/>	<input type="text"/>	<input type="text"/>	<input type="text"/>	<input type="text"/>	2
Soccer	<input type="text"/>	<input type="text" value="2"/>	<input type="text"/>	<input type="text" value="2"/>	<input type="text"/>	<input type="text"/>	<input type="text"/>	<input type="text"/>	2
Track and Field and Cross Country (combined)	<input type="text"/>	<input type="text" value="3"/>	<input type="text"/>	<input type="text" value="3"/>	<input type="text"/>	<input type="text" value="1"/>	<input type="text"/>	<input type="text" value="1"/>	4
Coaching Position Totals	0	13	0	13	0	1	0	1	14

CAVEAT

Assistant Coaches - Women's Teams

Assistant Coaches - Women's Teams

A full-time assistant coach is an individual who coaches one team full-time and is a full-time employee of the school.

Varsity Teams	Male Assistant Coaches				Female Assistant Coaches				Total Assistant Coaches
	Full-Time Coaching Duties	Part-Time Coaching Duties	Full-Time University Employee	Part-Time University Employee or Volunteer	Full-Time Coaching Duties	Part-Time Coaching Duties	Full-Time University Employee	Part-Time University Employee or Volunteer	
Basketball	<input type="text"/>	<input type="text" value="3"/>	<input type="text"/>	<input type="text" value="3"/>	<input type="text"/>	<input type="text"/>	<input type="text"/>	<input type="text"/>	3
Rowing	<input type="text"/>	<input type="text" value="2"/>	<input type="text"/>	<input type="text" value="2"/>	<input type="text"/>	<input type="text"/>	<input type="text"/>	<input type="text"/>	2
Soccer	<input type="text"/>	<input type="text" value="1"/>	<input type="text"/>	<input type="text" value="1"/>	<input type="text"/>	<input type="text" value="1"/>	<input type="text"/>	<input type="text" value="1"/>	2
Softball	<input type="text"/>	<input type="text" value="1"/>	<input type="text"/>	<input type="text" value="1"/>	<input type="text"/>	<input type="text" value="1"/>	<input type="text"/>	<input type="text" value="1"/>	2
Track and Field and Cross Country (combined)	<input type="text"/>	<input type="text" value="1"/>	<input type="text"/>	<input type="text" value="1"/>	<input type="text"/>	<input type="text" value="1"/>	<input type="text"/>	<input type="text" value="1"/>	2
Volleyball	<input type="text"/>	<input type="text" value="1"/>	<input type="text"/>	<input type="text" value="1"/>	<input type="text"/>	<input type="text"/>	<input type="text"/>	<input type="text"/>	1
Coaching Position Totals	0	9	0	9	0	3	0	3	12

CAVEAT



Assistant Coaches' Salaries - Men's and Women's Teams

Assistant Coaches' Salaries

Enter salaries and bonuses only. Do not include benefits on this screen. Do not include volunteer assistant coaches in calculating average salary and average FTE.

	Men's Teams	Women's Teams
Average Annual Institutional Salary per Assistant Coach	<input type="text" value="2,042"/>	<input type="text" value="2,727"/>
Number of Assistant Coaches Included in Average	<input type="text" value="10"/>	<input type="text" value="9"/>
Number of Volunteer Assistant Coaches not Included in the Average	<input type="text" value="4"/>	<input type="text" value="3"/>
Average Annual Institutional Salary per Full-time equivalent (FTE)	6,807	8,925
Number of Full-time equivalents (FTEs) Included in Average	<input type="text" value="3.00"/>	<input type="text" value="2.75"/>

CAVEAT


Athletically Related Student Aid - Men's and Women's Teams

Athletically Related Student Aid

Athletically related student aid is any scholarship, grant, or other form of financial assistance, offered by an institution, the terms of which require the recipient to participate in a program of intercollegiate athletics at the institution. Other student aid, of which a student-athlete simply happens to be the recipient, is not athletically related student aid. If you do not have any aid to report, enter a 0.

	Men's Teams	Women's Teams	Total
Total	<input type="text" value="0"/>	<input type="text" value="0"/>	0
Ratio (percent)	0	0	100%

CAVEAT



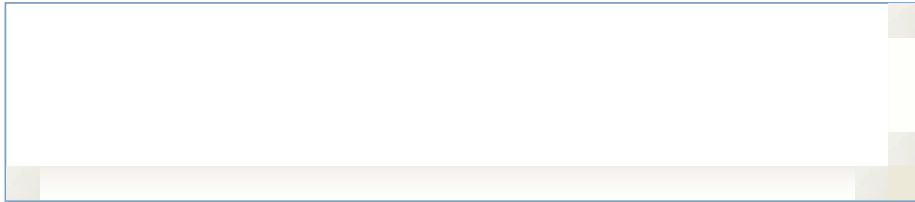
Operating Expenses (i.e., Game-Day Expenses) - Men's and Women's Teams by Team

Operating Expenses by Team

Operating expenses are all expenses an institution incurs attributable to home, away, and neutral-site intercollegiate athletic contests (commonly known as "game-day expenses"), for (A) Lodging, meals, transportation, uniforms, and equipment for coaches, team members, support staff (including, but not limited to team managers and trainers), and others; and (B) Officials.

Varsity Teams	Participants	Men's Teams		Women's Teams		Total Operating Expenses	
		Operating Expenses per Participant	By Team	Participants	Operating Expenses per Participant		By Team
Basketball	16	3,071	49,142	11	4,037	44,408	93,550
Baseball	33	2,494	82,306				82,306
Golf	15	1,514	22,708				22,708
Rowing	6	835	5,009	6	835	5,012	10,021
Soccer	26	1,596	41,483	24	1,243	29,839	71,322
Softball				18	2,441	43,946	43,946
Track and Field and Cross Country (combined)	40	715	28,615	35	520	18,216	46,831
Volleyball				12	1,848	22,172	22,172
Total Operating Expenses Men's and Women's Teams	136		229,263	106		163,593	392,856

CAVEAT



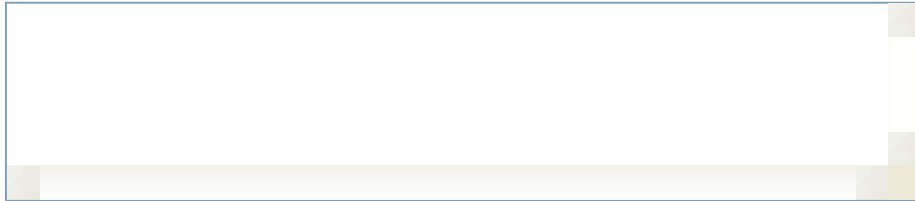
Total Expenses - Men's and Women's Teams

Expenses by Team

Expenses are all expenses attributable to intercollegiate athletic activities. This includes appearance guarantees and options, athletically related student aid, contract services, equipment, fundraising activities, operating expenses, promotional activities, recruiting expenses, salaries and benefits, supplies, travel, and any other expenses attributable to intercollegiate athletic activities.

Varsity Teams	Men's Teams	Women's Teams	Total
Basketball	125,873	111,152	237,025
Baseball	170,866		170,866
Golf	33,656		33,656
Rowing	17,117	17,120	34,237
Soccer	67,826	52,922	120,748
Softball		65,489	65,489
Track and Field and Cross Country (combined)	61,189	50,540	111,729
Volleyball		35,252	35,252
Total Expenses of all Sports, Except Football and Basketball, Combined	350,654	221,323	571,977
Total Expenses Men's and Women's Teams	476,527	332,475	809,002
Not Allocated by Gender/Sport			474,666
Grand Total Expenses			1,283,668

CAVEAT



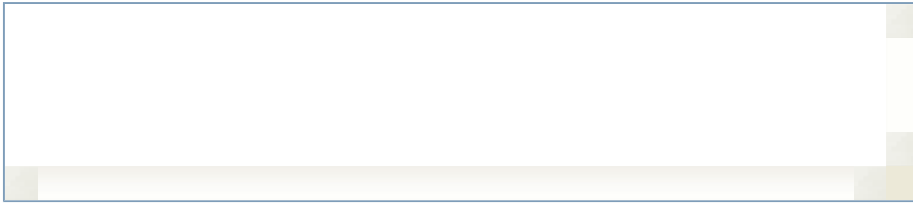
Total Revenues - Men's and Women's Teams

Revenues by Team

Revenues are all revenues attributable to intercollegiate athletic activities. This includes revenues from appearance guarantees and options, an athletic conference, tournament or bowl games, concessions, contributions from alumni and others, institutional support, program advertising and sales, radio and television, royalties, signage and other sponsorships, sport camps, state or other government support, student activity fees, ticket and luxury box sales, and any other revenues attributable to intercollegiate athletic activities.

Varsity Teams	Men's Teams	Women's Teams	Total
Basketball	125,872	111,153	237,025
Baseball	170,866		170,866
Golf	33,656		33,656
Rowing	17,775	17,554	35,329
Soccer	67,826	52,921	120,747
Softball		65,489	65,489
Track and Field and Cross Country (combined)	61,189	50,539	111,728
Volleyball		35,253	35,253
Total Revenues of all Sports, Except Football and Basketball, Combined	351,312	221,756	573,068
Total Revenues Men's and Women's Teams	477,184	332,909	810,093
Not Allocated by Gender/Sport			496,120
Grand Total for all Teams (includes by team and not allocated by gender/sport)			1,306,213

CAVEAT



Summary - Men's and Women's Teams

Revenues and Expenses Summary

	Men's Teams	Women's Teams	Total
1 Total of Head Coaches' Salaries	121,758	87,294	209,052
2 Total of Assistant Coaches' Salaries	20,420	24,543	44,963
3 Total Salaries (Lines 1+2)	142,178	111,837	254,015
4 Athletically Related Student Aid	0	0	0
5 Recruiting Expenses	3,055	2,385	5,440
6 Operating Expenses	229,263	163,593	392,856
7 Summary of Subset Expenses (Lines 3+4+5+6)	374,496	277,815	652,311
8 Total Expenses	476,527	332,475	809,002
9 Total Expenses Minus Subset Expenses (Line 8 – Line 7)	102,031	54,660	156,691
10 Not Allocated Expenses			474,666
11 Grand Total Expenses (Lines 8+10)			1,283,668
12 Total Revenues	477,184	332,909	810,093
13 Not Allocated Revenues			496,120
14 Grand Total Revenues (Lines 12+13)			1,306,213
15 Total Revenues Minus Expenses (Line 12- Line 8)	657	434	1,091
16 Grand Total Revenues Minus Grand Total Expenses (Line 14- Line 11)			22,545

Please review this screen carefully. **The amount of Grand Total Revenues must be equal to or greater than the amount of Grand Total Expenses** before you can lock your survey data. If it is not, you must go back and correct the amounts you entered on the Total Revenues and/or Total Expenses screen(s).

Remember that your **Total Revenues** and **Total Expenses** screens must include amounts you entered on some of the other screens. That is:

- The amount you entered on the Athletically Related Student Aid screen must be included with all of your other revenues (budget, ticket sales, etc.) on the **Total Revenues** screen. For detailed information on what to include in Total Revenues, click on 'Click here for screen instructions' on the Total Revenues screen.
- The amount you entered on the Operating Expenses, Recruiting Expenses, and Athletically Related Student Aid screens must be included with all of your other expenses (salaries and benefits, equipment, etc.) on the **Total Expenses** screen. For detailed information about what to include in Total Expenses, click on 'Click here for screen instructions' on the Total Expenses screen.

To return to the data entry screens to make corrections, click on the link in the menu on the left of this screen.

To proceed to the Supplemental Information screen, click on that link in the menu or click on the 'Next' button on the bottom of this screen.

Supplemental Information

Supplemental Information

This screen is optional. You may use it to provide additional information to help the reader better understand the data you have provided in this survey, or to help a prospective student-athlete make an informed choice of an athletic program. If you do not want to enter any supplemental information, please leave this screen blank.

