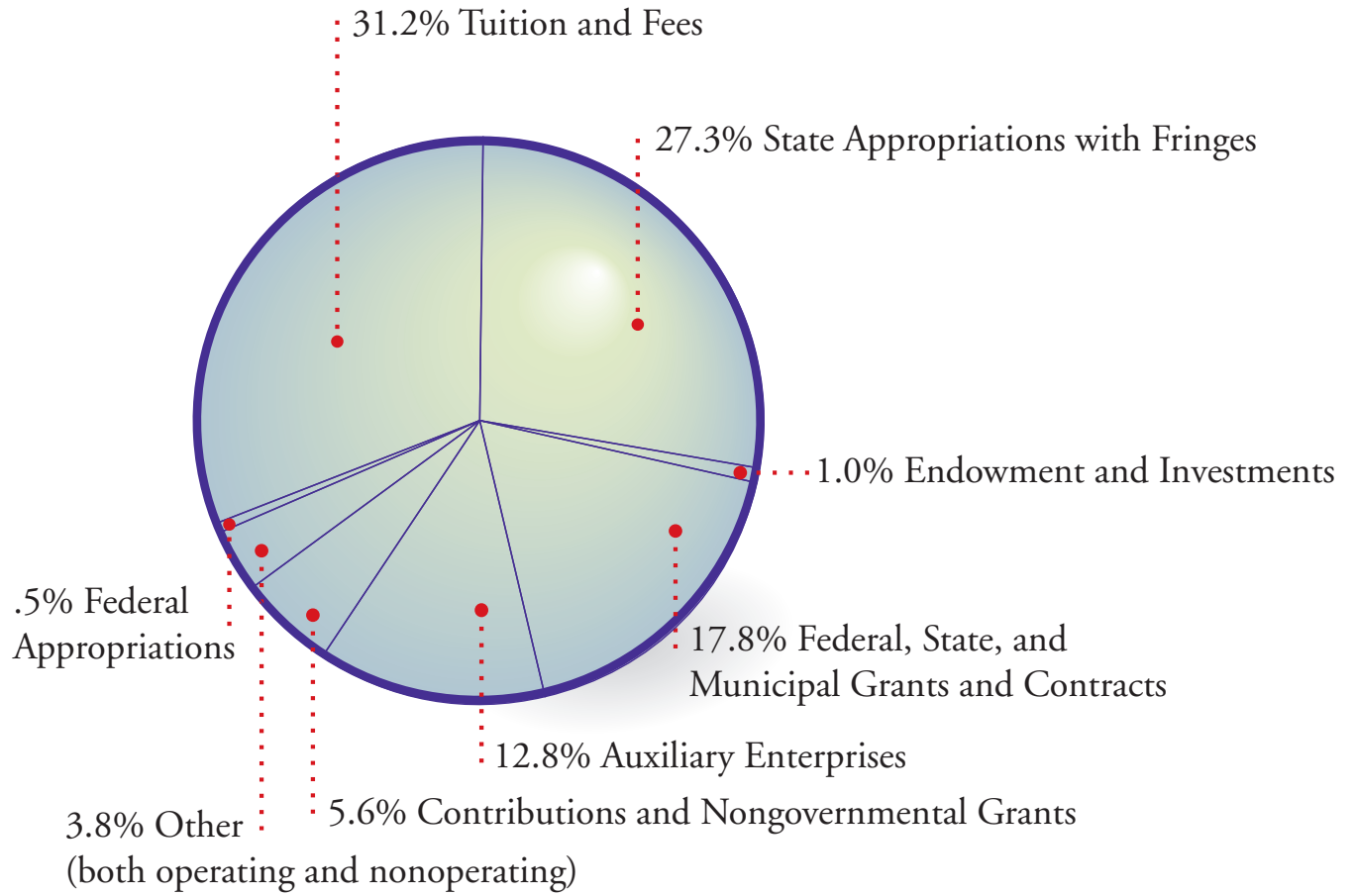
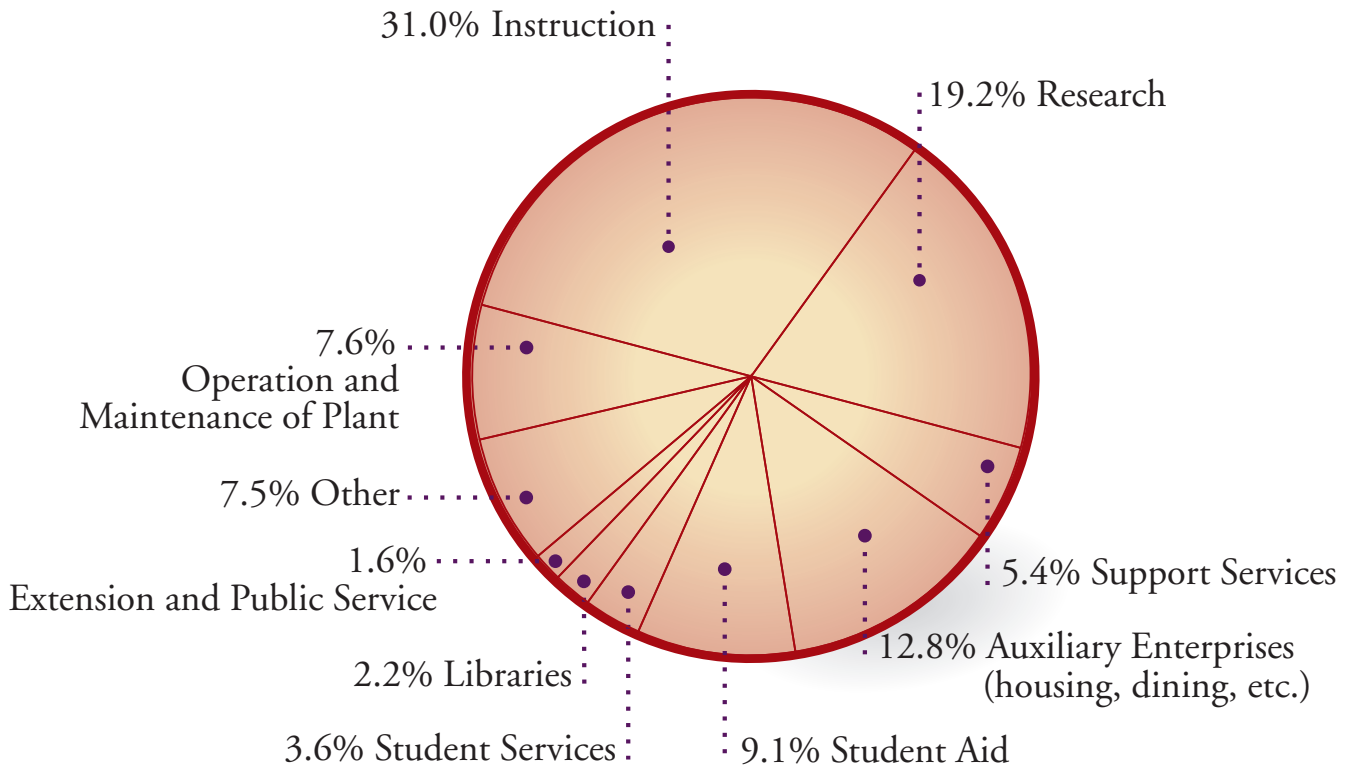


Rutgers Revenue Sources



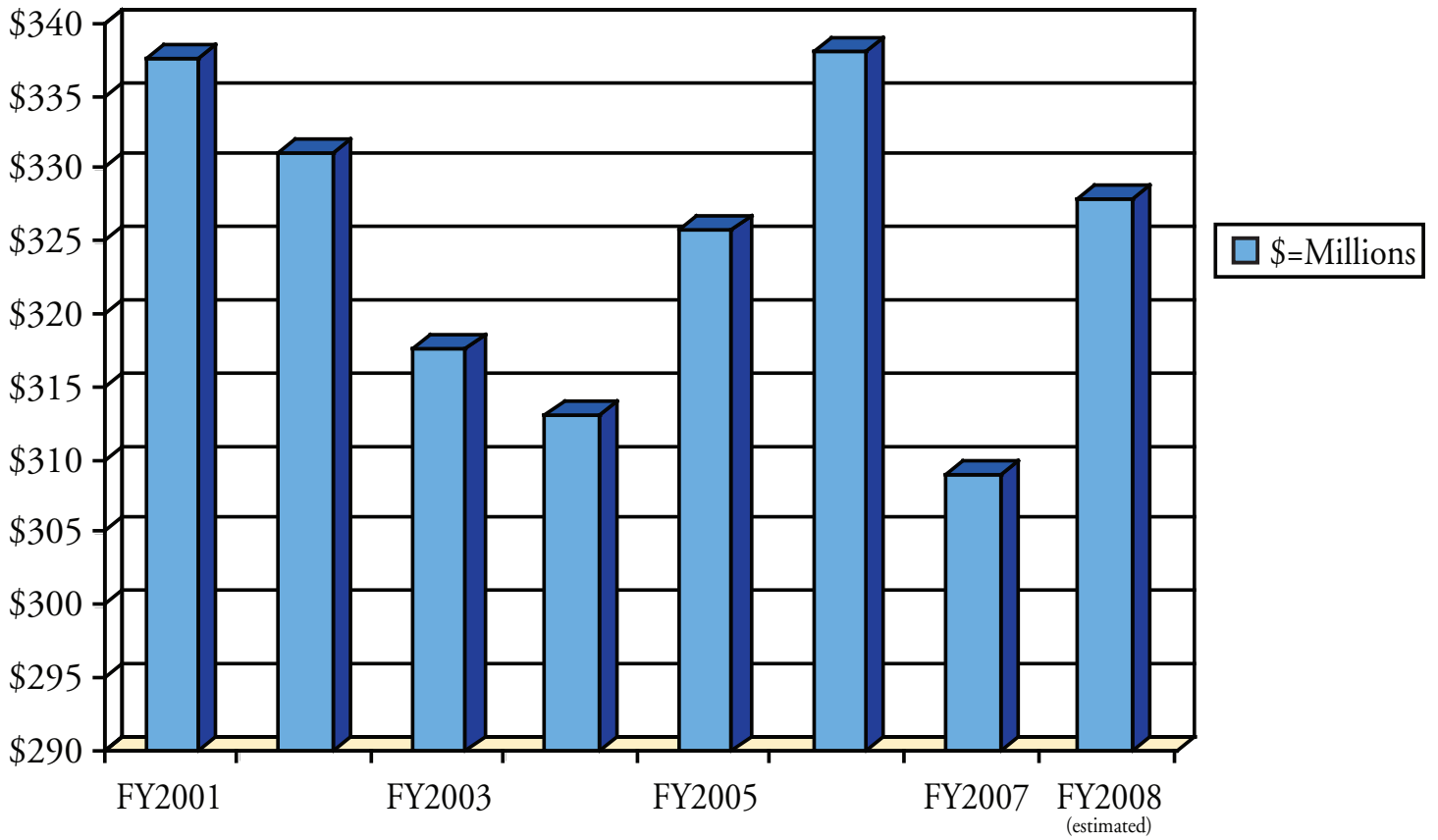
Projected revenues based on FY2007 working budget of \$1.6 billion.

Rutgers Expenditures



Projected expenditures based on FY2007 working budget of \$1.6 billion.

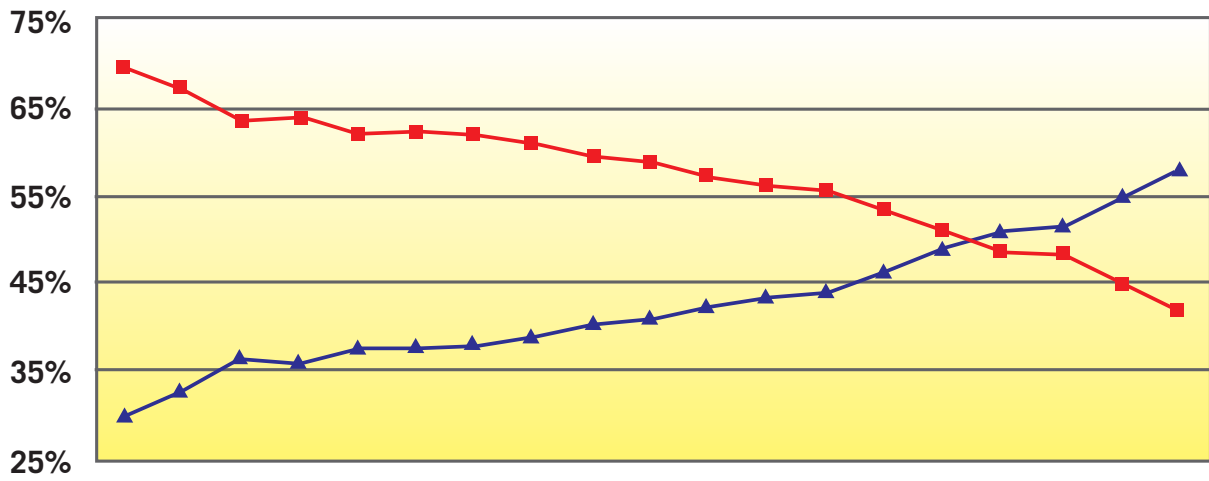
Trends in New Jersey Appropriations for Rutgers FY2001–2008



Direct base operating support shown here does not include fringe benefits paid by state government. FY2006 figures also exclude one-time funds targeted for capital construction at the Rutgers Business School. FY2008 estimate based on governor's budget proposal.

Student and State Share of Costs of a Rutgers Education FY1989–2007

Students are paying a steadily increasing share of the cost of their education as the state share declines



Fiscal Years	1989	1990	1991	1992	1993	1994	1995	1996	1997	1998	1999	2000	2001	2002	2003	2004	2005	2006	2007
▲ % Tuition and Fees	30.1%	32.7%	36.1%	35.9%	37.3%	37.3%	37.8%	38.8%	40.4%	41.1%	42.6%	43.2%	44.0%	46.2%	48.9%	51.1%	51.6%	51.8%	56.0%
■ % State Appropriations and Fringe Benefits	69.9%	67.3%	63.9%	64.1%	62.7%	62.7%	62.2%	61.2%	59.6%	58.9%	57.4%	56.8%	56.0%	53.8%	51.1%	48.9%	48.4%	48.2%	44.0%

Higher Education Support Per Capita FY2006*

New Jersey ranked 23rd among the 50 states in support for higher education per capita

Rk	States	\$	Rk	States	\$	Rk	States	\$
1	Wyoming	433.96	18	Delaware	256.57	35	Tennessee	188.33
2	Hawaii	385.96	19	Washington	243.69	36	Maine	187.62
3	Alaska	376.36	20	Oklahoma	235.65	37	Florida	185.23
4	New Mexico	372.32	21	Connecticut	235.46	38	Montana	184.65
5	North Dakota	338.14	22	Idaho	234.38	39	Ohio	184.20
6	North Carolina	336.86	23	New Jersey	232.29	40	South Carolina	180.32
7	Nebraska	308.41	24	Nevada	231.74	41	West Virginia	175.65
8	Alabama	304.98	25	Texas	229.29	42	Rhode Island	169.46
9	Louisiana	292.27	26	Georgia	229.19	43	Oregon	168.31
10	Kentucky	289.32	27	Indiana	228.07	44	Pennsylvania	164.70
11	Kansas	274.91	28	New York	226.52	45	Arizona	164.04
12	Utah	272.30	29	Maryland	223.75	46	Missouri	147.60
13	Mississippi	267.89	30	South Dakota	213.16	47	Massachusetts	143.49
14	California	266.45	31	Virginia	210.72	48	Vermont	131.68
15	Minnesota	266.03	32	Illinois	204.91	49	Colorado	127.47
16	Arkansas	263.73	33	Wisconsin	204.38	50	New Hampshire	89.45
17	Iowa	262.90	34	Michigan	199.35		United States	225.25

*Population data are July 2005 estimates from the U.S. Census Bureau.

Source: Grapevine, Center for the Study of Education Policy, Illinois State University

Higher Education Support Per \$1,000 of Personal Income FY2006*

New Jersey ranked 41st among the 50 states in support for higher education when measured against the personal income of state residents

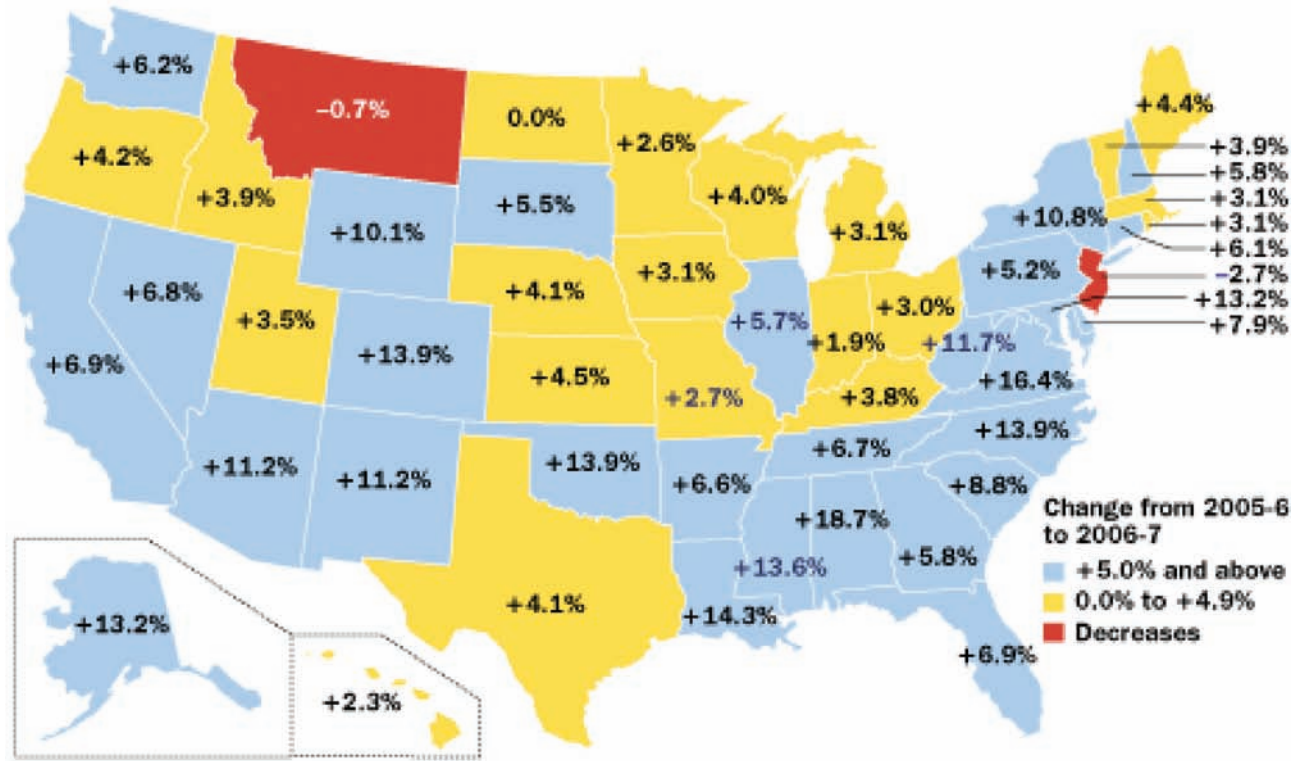
Rk	States	\$	Rk	States	\$	Rk	States	\$
1	New Mexico	13.57	18	Georgia	7.41	35	Ohio	5.70
2	Wyoming	11.72	19	Indiana	7.34	36	New York	5.67
3	Hawaii	11.26	20	California	7.25	37	Florida	5.63
4	North Carolina	11.09	21	Minnesota	7.22	38	Virginia	5.55
5	North Dakota	11.08	22	Texas	7.12	39	Arizona	5.52
6	Alaska	10.63	23	Delaware	7.00	40	Maryland	5.40
7	Alabama	10.46	24	South Dakota	6.91	41	New Jersey	5.35
8	Mississippi	10.45	25	Washington	6.87	42	Oregon	5.30
9	Kentucky	10.21	26	West Virginia	6.50	43	Connecticut	4.96
10	Louisiana	10.20	27	Nevada	6.44	44	Pennsylvania	4.75
11	Arkansas	9.83	28	South Carolina	6.38	45	Rhode Island	4.71
12	Utah	9.83	29	Montana	6.36	46	Missouri	4.66
13	Nebraska	9.33	30	Wisconsin	6.16	47	Vermont	3.99
14	Kansas	8.51	31	Tennessee	6.07	48	Colorado	3.40
15	Idaho	8.38	32	Michigan	6.03	49	Massachusetts	3.28
16	Iowa	8.23	33	Maine	6.02	50	New Hampshire	2.34
17	Oklahoma	8.10	34	Illinois	5.73		United States	6.56

*Personal income data are for the 2nd quarter of 2005 as estimated by the Bureau of Economic Analysis, U.S. Department of Commerce.

Source: Grapevine, Center for the Study of Education Policy, Illinois State University

One-year Changes in State Appropriations for Higher Education

New Jersey was one of only two states to reduce funding for higher education in FY2007

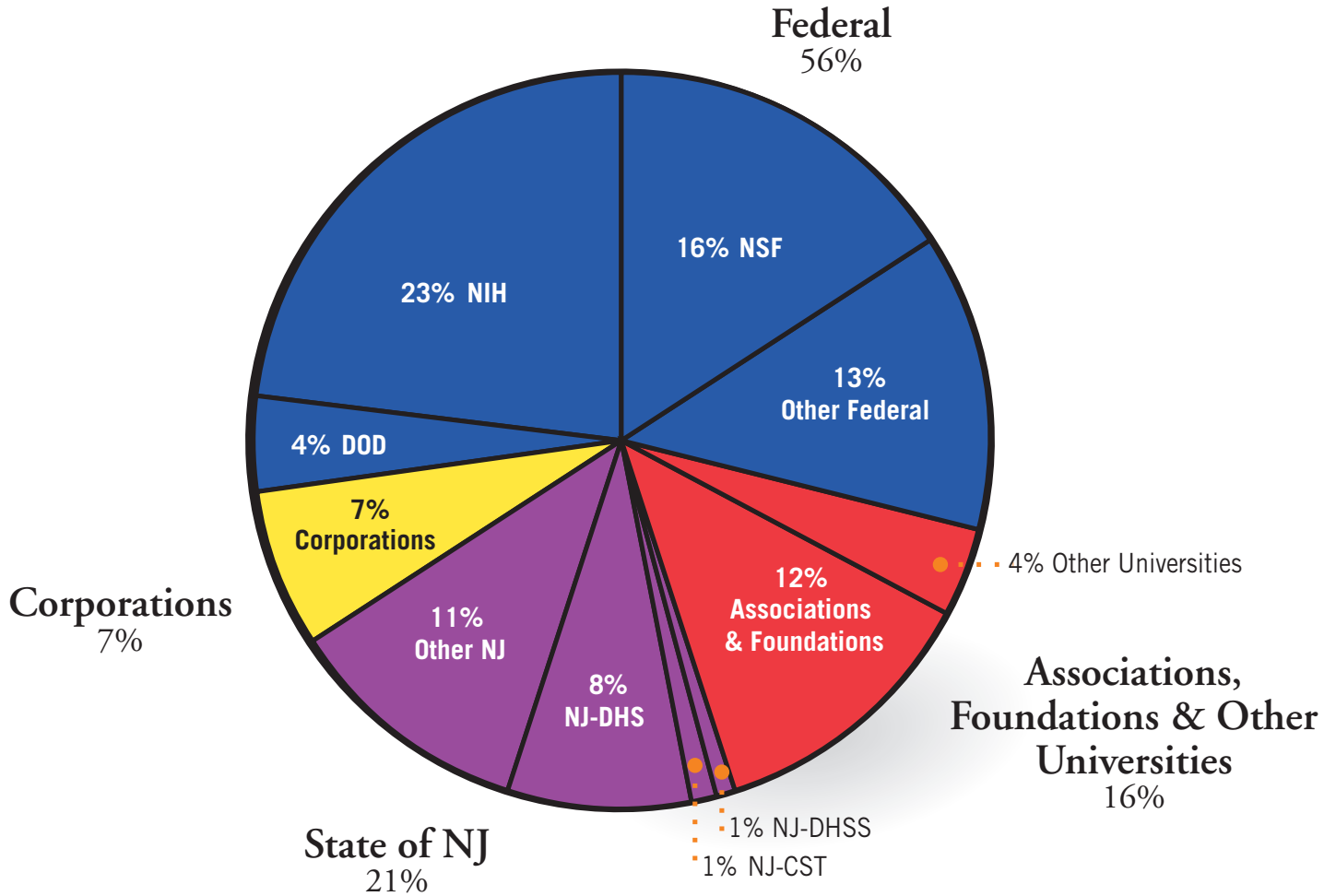


Source: Center for the Study of Education Policy, Illinois State University

Reprinted with permission from *The Chronicle of Higher Education*, December 15, 2006.

Rutgers Research Funding by Source FY2006

A strong research university can bring in significant funding from federal, state, corporate, foundation, and other sources to conduct investigations in a range of scholarly areas



- DOD – Department of Defense
- NIH – National Institutes of Health
- NSF – National Science Foundation
- NJ-DHSS – New Jersey Department of Health and Senior Services
- NJ-CST – New Jersey Commission on Science and Technology
- NJ-DHS – New Jersey Department of Human Services

Based on total research funding of \$297.9 million.

Total Rutgers Research Funding FY1997–2006

Total research funding from external sources shows a steady increase, nearly doubling since 1997 as Rutgers became more competitive for grants and contracts

