

Fiscal 2008

BUDGET



Jon S. Corzine, Governor

Bradley I. Abelow
State Treasurer

Charlene M. Holzbaaur
Director

Gary J. Brune
Associate Director

Robert L. Peden
Deputy Director

Jacki L. Stevens
Assistant Director

Office of Management and Budget

February 22, 2007

This document is available via the Internet at <http://www.state.nj.us/treasury/omb>



State of New Jersey

OFFICE OF THE GOVERNOR

PO Box 001

TRENTON NJ 08625-0001

JON S. CORZINE

Governor

FISCAL YEAR 2008 BUDGET
OF
JON S. CORZINE
GOVERNOR OF NEW JERSEY
TRANSMITTED TO THE SECOND ANNUAL SESSION
OF THE TWO HUNDRED TWELFTH LEGISLATURE

Mr. President, Mr. Speaker, Members of the Legislature:

In accordance with the provisions of C.52:27B-20, I hereby submit my budget recommendations for fiscal year 2007 - 2008.

This document provides a summary of my recommendations, and outlines the key aspects of my overall financial plan for the governmental services to be provided by the State to the Citizens of New Jersey.


The budget detail, including information on specific line items of appropriations, will be submitted to the Legislature separately and will be available within ten working days of this date.

Respectfully submitted,



JON S. CORZINE
Governor of New Jersey

Attest:



Kenneth H. Zimmerman
Chief Counsel to the Governor

February 22, 2007

Key Highlights FY 2008 Budget

A no tax increase budget that dedicates 50 cents of every budget dollar, or \$16.6 billion, for property tax relief.

A \$1.84 billion increase in relief to overburdened property taxpayers.

Increases in property tax relief represent more than 80 percent of the total increase in spending.

Increased aid for education for every single school district.

Tax cuts to help our working families get ahead and help our businesses grow and prosper.

Immediate and long-term cost savings for pensions, benefits and other large operational costs.

New investments to improve public health and safety and grow the economy.

The FY 2008 Budget

(In Millions)

	FY2007 Adjusted Approp.	FY2008 Budget	% Change
Opening Surplus	\$ 1,779	\$ 1,941	9.1
Revenues			
Income			
Base	11,465	12,415	8.3
EITC Expansion		(64)	
Sales			
Base	8,425	8,778	4.2
Corporate			
Base	2,710	2,342	(13.6)
Other			
Base	8,223	8,094	(1.6)
Additions		387	
Total Revenues	\$ 30,823	\$ 31,952	3.7
Lapses	400		
Total Resources	\$ 33,002	\$ 33,893	2.7
Appropriations			
Original	\$ 30,819	\$ 33,292	8.0
Supplemental	242		
Total Appropriations	\$ 31,061	\$ 33,292	7.2
Fund Balance	\$ 1,941	\$ 601	

FY 2007 Revenues

(In Millions)

	FY2007 Approp. Act Revenues	FY2007 Adjusted Revenues	Change	
			\$	%
Income	\$ 11,475	\$ 11,465	\$ (10)	(0.1)
Sales	8,484	8,425	(59)	(0.7)
Corporate	2,479	2,710	231	9.3
Other*	<u>8,186</u>	<u>8,223</u>	<u>37</u>	0.5
Total	<u>\$ 30,624</u>	<u>\$ 30,823</u>	<u>\$ 199</u>	0.6

* All Sales Tax and Corporation Business Tax on Energy are included in Other.

FY 2008 Revenues

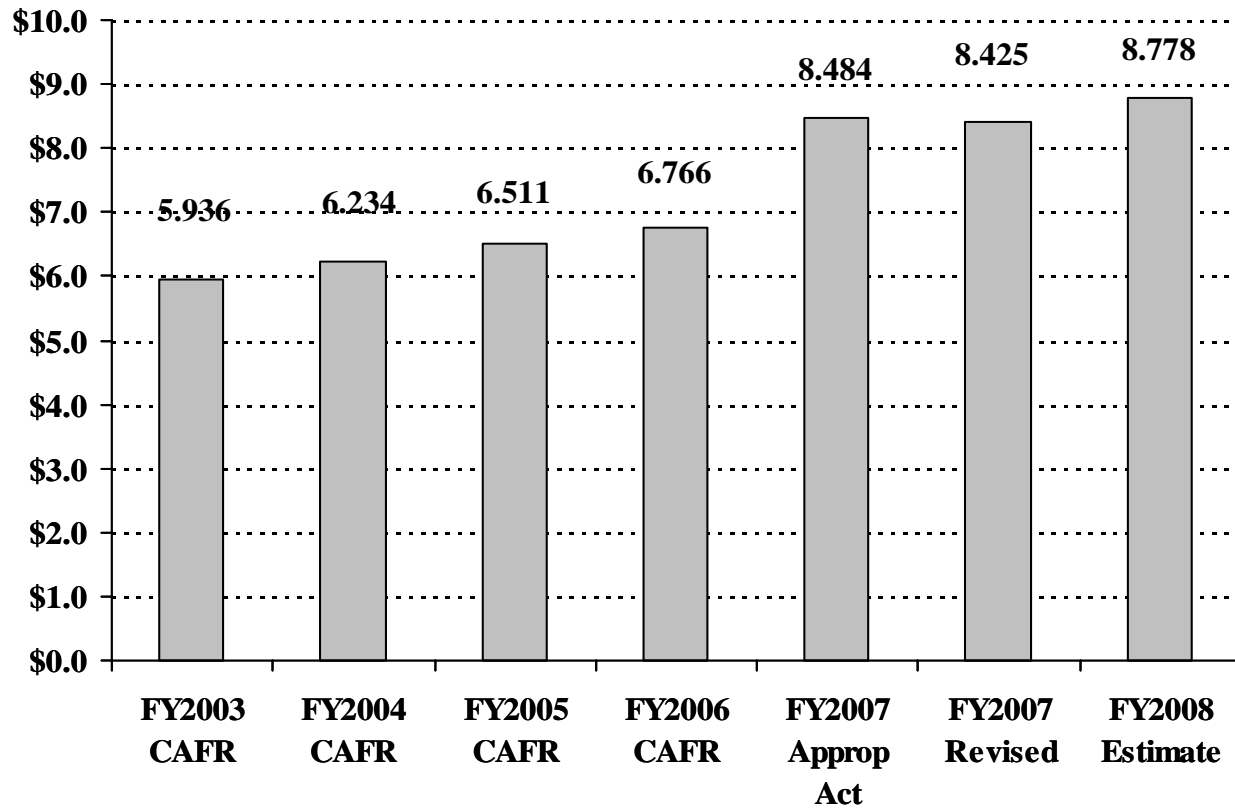
(In Millions)

	FY2007 Adjusted Revenues	FY2008 Budget	Change	
			\$	%
Income	\$ 11,465	\$ 12,351	\$ 886	7.7
Sales	8,425	8,778	353	4.2
Corporate	2,710	2,342	(368)	(13.6)
Other*	<u>8,223</u>	<u>8,481</u>	<u>258</u>	3.1
Total	<u>\$ 30,823</u>	<u>\$ 31,952</u>	<u>\$ 1,129</u>	3.7

* All Sales Tax and Corporation Business Tax on Energy are included in Other.

SALES TAX

(In Billions)



FY2007 had a change in tax policy.

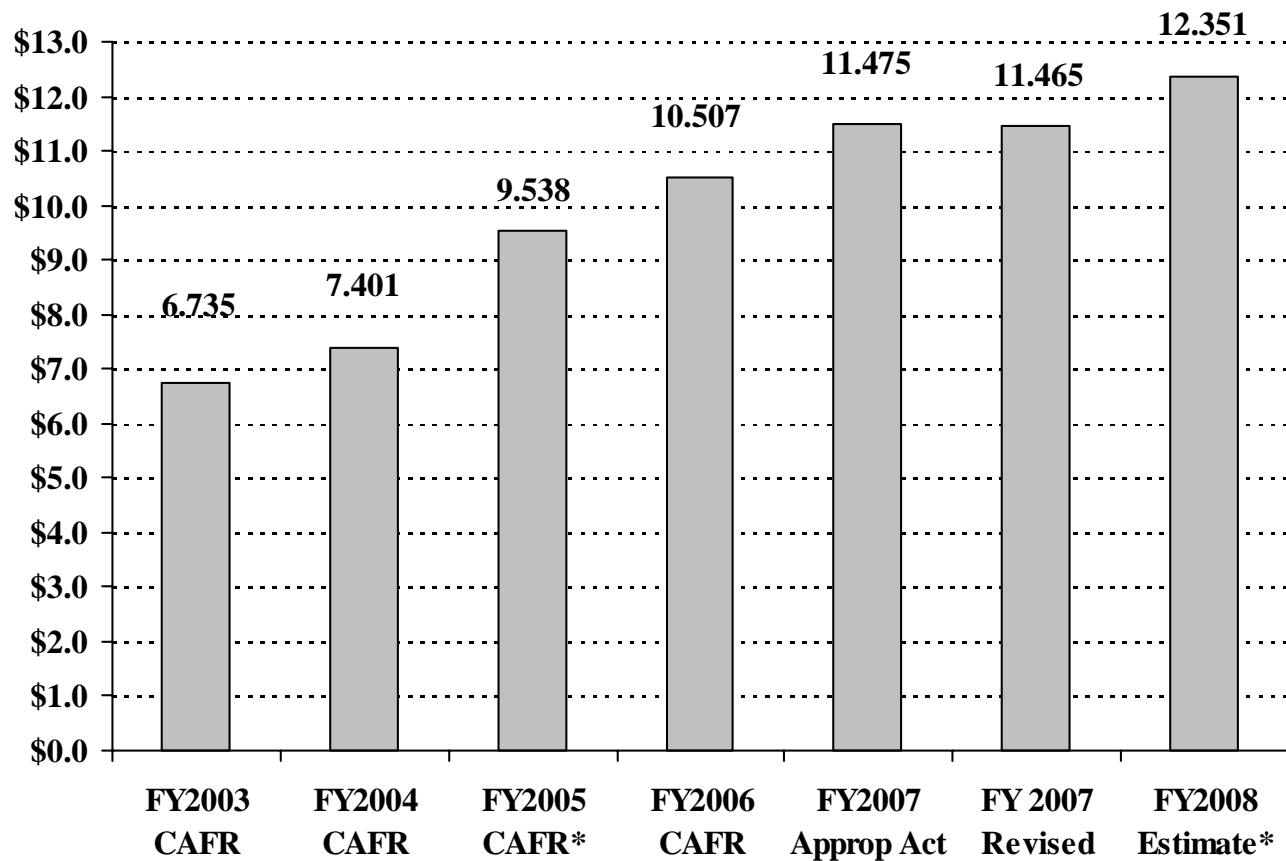
- increase in sales tax rate from 6% to 7%
- broadened sales tax base

Sales tax excludes the tax on energy

CAFR – Comprehensive Annual Financial Report

GROSS INCOME TAX

(In Billions)



*These revenues include changes in tax policy.

FY 2005 – Tax rate increase on incomes of \$500,000 or greater

FY 2008 – EITC Expansion (\$64 million)

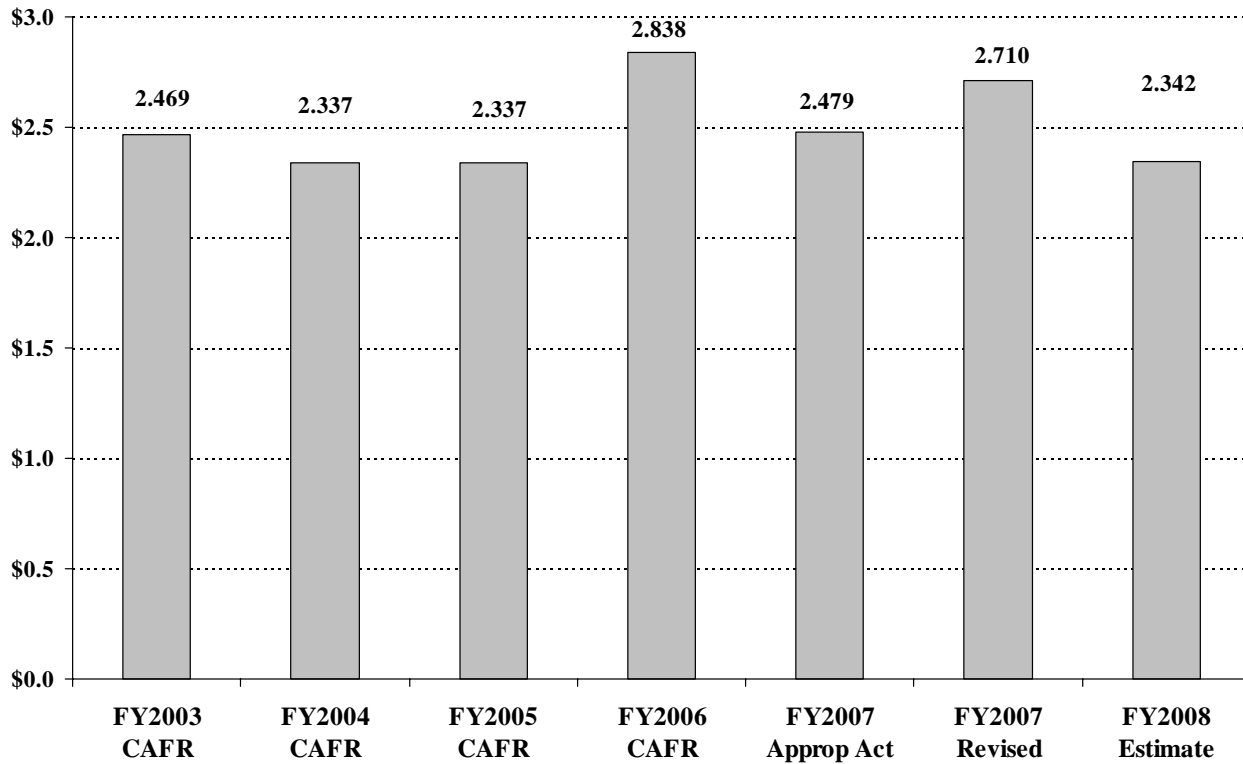
CAFR – Comprehensive Annual Financial Report

*Expanding the Earned Income Tax Credit
\$64 Million in Relief to Low Income Families*

- Raising the income threshold to match federal income eligibility.
- Almost 300,000 workers will be newly eligible; mostly hard working families with children.
- The maximum increase for a family of four would be \$907.
- Future years will continue to increase the benefit to greater percentages of the federal benefit.
- The Earned Income Tax Credit will help ensure low-income workers a better chance at self sufficiency.

CORPORATION BUSINESS TAX

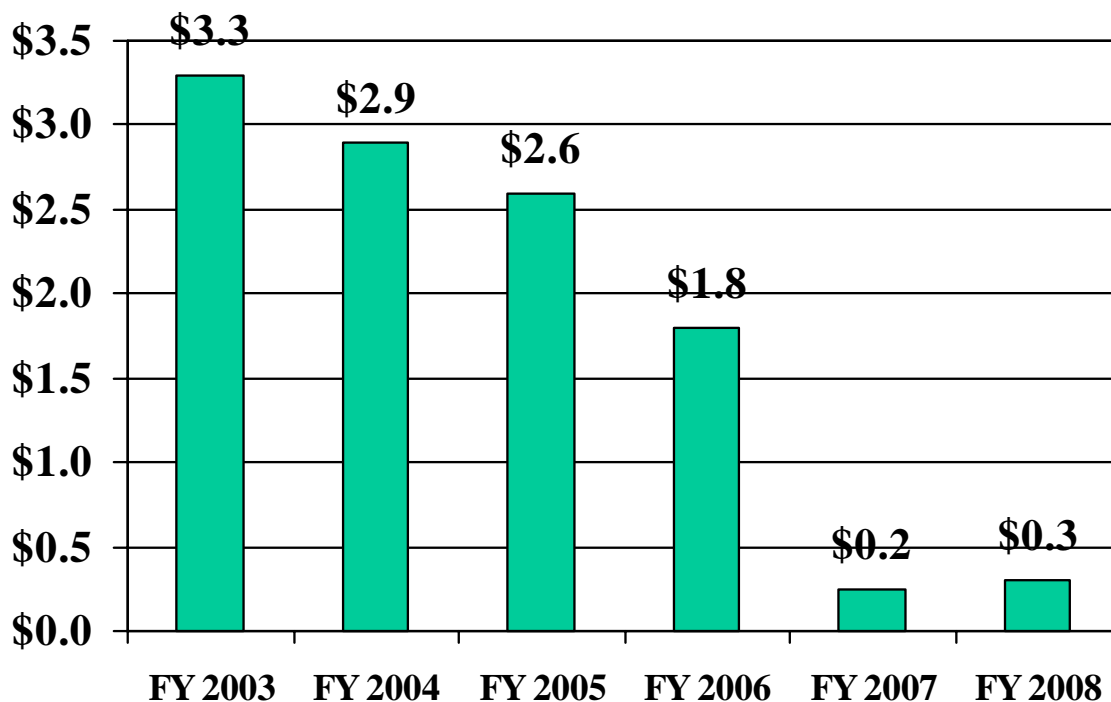
(In Billions)



Corporation business tax excludes the tax on energy
CAFR – Comprehensive Annual Financial Report

*Diversions from Dedicated Funds Down by
More Than 80% Compared to the
Average of Last 5 Years*

(In Billions)



Note: Excludes \$80 million of one-time revenues for capital improvement projects in FY07.

Diversions from Dedicated Funds Down by More Than 80%
Compared to the Average of Last 5 Years
(In Millions)

	FY 2003	FY 2004	FY 2005	FY 2006	Gov Budget FY2007	Approp Act FY2007	Gov Budget FY2008
Tobacco Securitization	\$ 1,557	\$ 1,612	\$ -	\$ -	\$ -	\$ -	\$ -
New Revenue Securitization	-	-	1,930	-	-	-	-
Unemployment Insurance Fund	325	325	100	350	-	-	-
Millionaire's Tax - Retroactive Impact	-	-	156	-	-	-	-
Federal Stimulus	106	433	-	-	-	-	-
PAAD Waiver	147	148	-	-	-	-	-
CBT Accelerated Payments	651	-	-	-	-	-	-
Car Registration Acceleration **	-	-	16	22	22	22	6
Unclaimed Property	100	-	-	-	-	-	-
State Disability Fund	-	30	110	-	50	50	75
Securities Enforcement Collections	-	10	2	-	-	-	-
Real Estate Guarantee	-	1	-	-	-	-	-
NJ Redevelopment Authority	-	9	-	-	-	-	-
Hotel Revenue State Share	-	25	-	-	-	-	-
Economic Development Authority	-	30	2	2	-	-	-
Toll Road Revenue TTF	22	22	-	-	-	-	-
Catastrophic Illness in Children Relief Fund	-	4	-	-	-	-	-
Drug Enforcement Demand Reduction	4	3	1	2	1	1	2
Educational Facilities Authority	-	-	2	-	-	-	-
Federal TANF Balances	70	86	18	-	-	-	-
VOI/TIS Federal Funds	12	13	-	-	-	-	-
Cash Management Fund	20	-	-	12	-	-	-
Free Public Schools	25	-	-	-	-	-	-
Meadowlands Commission	62	-	-	-	-	-	-
Sanitary Landfill Contingency	6	6	-	-	-	-	-
Second Injury Fund	20	-	-	5	-	-	-
Surplus Lines	43	-	-	-	-	-	-
UMDNJ Self Insurance Fund	77	-	-	-	-	-	-
UEZ Balances	37	-	-	-	50	-	-
Mutual Workers' Compensation Fund	-	-	5	-	-	-	-
Petroleum Surcharge Fund	-	-	-	5	-	-	-
PAAD / ADDP Rebate Receivable	-	-	-	56	-	-	-
PAAD Medicare D Administration	-	-	-	5	-	-	-
Bond Refinancing	-	-	-	150	-	-	-
Benefit Enhancement Fund / Pensions	-	126	265	385	-	-	-
Asset Sales	-	-	-	200	-	-	-
Human Services-Revenues	-	-	-	4	94	94	75
Tobacco Settlement Fund	-	-	-	10	-	13	-
New Home Warranty Security Fund	-	-	-	20	-	-	-
Phase-out of Casino Comps	-	-	-	43	-	-	-
Public Records Preservation Fund	-	-	-	5	-	-	-
G.O. / Bldg. Authority Refinance Savings	-	-	-	266	-	-	-
Health Benefits / Rx Fund Balance	-	-	-	60	60	-	-
Health Care Subsidy Fund	-	-	-	-	-	-	12
Market Transition Facility	-	-	-	-	-	-	11
Supplemental Workforce Fund	-	-	-	-	-	-	6
Cigarette Tax Revenue (Non-Pledged)	-	-	-	-	-	-	43
Cigarette and MVC Revenues	-	-	-	243	-	-	-
Tobacco Settlement Debt Restructuring	-	-	-	-	-	-	51
Workforce Development Fund***	-	-	-	-	-	20	20
<u>Fund Shifts (various)</u>	-	-	-	-	-	44	-
Total, Dedicated fund Diversions	\$ 3,284	\$ 2,883	\$ 2,607	\$ 1,845	\$ 277	\$ 244	\$ 301
General Fund Surplus *	15	-	463	44	223	794	672
<u>Deferred Sales Tax Revenue</u>	-	-	-	-	-	-	668
Grand Total	\$ 3,299	\$ 2,883	\$ 3,070	\$ 1,889	\$ 500	\$ 1,038	\$ 1,641

Comparing Approp Act to Approp Act

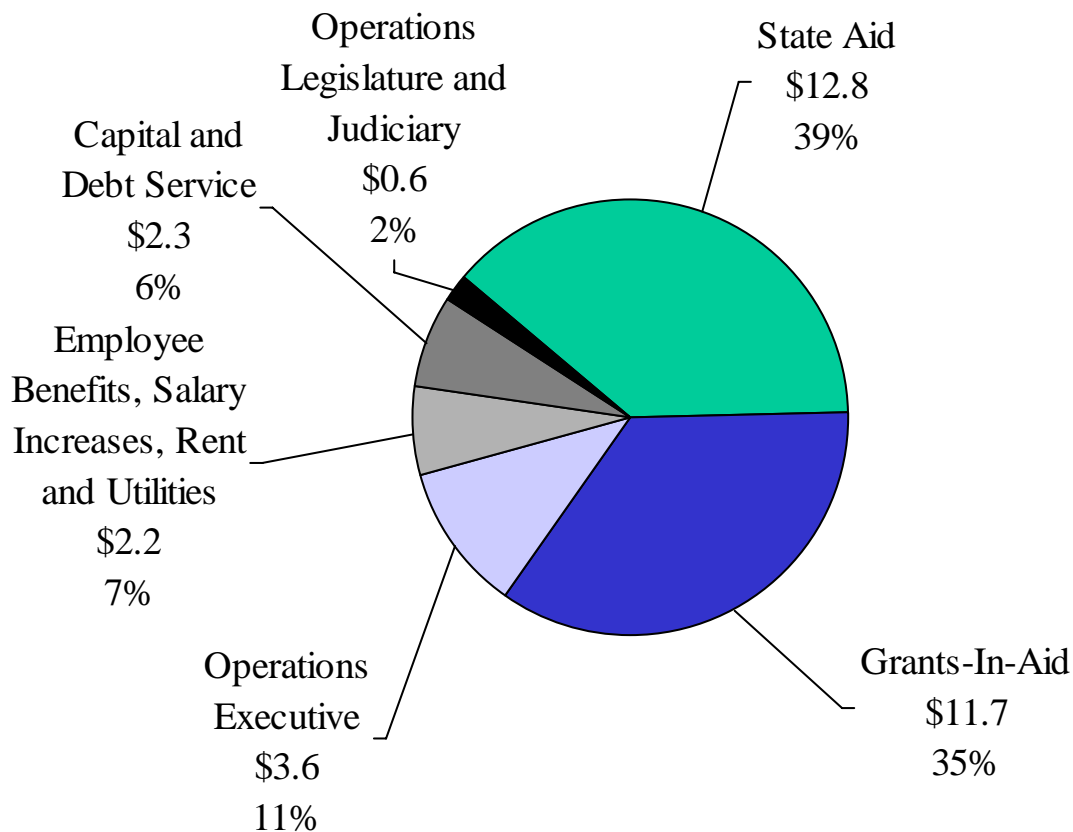
* Excluding Property Tax Reserve Fund, FY2007 Approp Act

** Impact from 4 year vehicle registration

*** Originally projected as a one-time revenue in FY2007, sustained in FY2008

Where Does the Money Go – State Aid and Grants Represent 74% of Budget

(In Billions)



74 cents of every dollar goes to Property Tax Relief and Grants in Aid

State Aid: includes Education Aid programs, Municipal Aid, Property Tax Relief programs, General Assistance, and Aid to County Colleges.

Grant-In-Aid: includes Property Tax Relief programs, Medicaid, Pharmaceutical Assistance for the Aged and Disabled, Nursing Home and long-term care alternative programs, and support for Higher Education.

Operations Executive: includes funding for adult prisons and juvenile facilities, State Police and other Law Enforcement programs, Human Services institutions, Veterans Homes, and the new Children and Families and the Public Advocate Departments.

Property Tax Relief and Mandatory Growth Greater Than Overall Growth

(In Millions)

Property Tax Relief		\$ 1,847.6
New Credit / Rebate Program		
Homeowners	1,068.7	
Tenants	125.0	
Existing Direct Relief Programs		
Senior and Disabled Property Tax Freeze	26.5	
School Formula Aid	309.8	
Other School Aid	23.4	
Teacher Pension, Social Security and Post Retirement Medical	53.6	
School Construction Debt Service	192.2	
Municipal Aid (1)	20.0	
County Colleges and Psychiatric Hospitals	28.4	
Salary Increase State/Higher Education Employees		248.8
Medicaid/General Assistance Health Care		185.4
Child Welfare Reform		55.1
Employer Taxes (2)		43.7
Employees Pension (2)		39.6
Employees Active and Retirees Health Benefits (2)		28.9
TANF Work Activities and Case Management		28.1
Correctional Programs		27.8
General Obligation and Other Debt Service		20.6
Tuition Aid Grants and NJ STARS I+II		21.9
Replace Federal Revenue		19.0
Early Childhood Intervention		5.0
Statewide Education Assessment		4.5
Enhanced Mental Health Staffing		3.5
Transportation for the Elderly		2.0
		\$ 2,581.5

(1) one time \$80m for Special Municipal Aid netted out of base for FY07 - was FY06 cost

(2) State, Higher Education, County Colleges and Municipalities

*Funding for
Property Tax Relief*

(In Millions)

<u>Programs</u>	<u>FY2007 Adjusted Approp.</u>	<u>FY2008 Budget</u>	<u>\$ Change</u>
School Aid	\$ 10,297.7	\$ 10,876.8	\$ 579.1
Municipal Aid	1,917.5	1,937.5	20.0
Other Local Aid	811.6	830.9	19.3
Direct Taxpayer Relief	<u>1,714.9</u>	<u>2,959.1</u>	<u>1,244.2</u>
Total Direct Aid	<u><u>\$ 14,741.7</u></u>	<u><u>\$ 16,604.3</u></u>	<u><u>\$ 1,862.6</u></u>

Direct Property Tax Relief

(In Millions)

	FY2007 Adjusted Approp.	FY2008 Budget	\$ Change
Homestead Property Tax Credits/Rebates for Homeowners	\$ 931.3	\$ 2,000.0	\$ 1,068.7
Homestead Rebates for Tenants	126.0	251.0	125.0
Senior/Disabled Citizens Property Tax Freeze	126.5	153.0	26.5
Property Tax Deduction Act	432.0	456.0	24.0
Municipal Reimbursement - Veterans' Tax Deductions	76.4	76.4	-
Municipal Reimbursement - Senior/Disabled Citizens' Tax Deductions	22.7	22.7	-
Total Direct Property Tax Relief	\$ 1,714.9	\$ 2,959.1	\$ 1,244.2

School Aid

(In Millions)

	FY2007 Adjusted Approp.	FY2008 Budget	\$ Change
Formula/Supplemental Programs	\$ 7,132.9	\$ 7,349.8	\$ 216.9
Abbott Preschool Expansion	243.2	246.3	3.1
Nonpublic School Aid	101.6	104.7	3.1
Targeted At-Risk Aid	-	66.8	66.8
Full-Day Kindergarten Supplemental Aid	-	26.2	26.2
Preschool Quality Enhancement Grants	-	10.0	10.0
Other Aid	136.2	138.9	2.7
Total Direct School Aid	\$ 7,613.9	\$ 7,942.7	\$ 328.8
Teachers' Pension and Annuity Fund	\$ 693.9	\$ 692.3	\$ (1.6)
Post Retirement Medical	721.4	751.1	29.7
Debt Service on Pension Obligation Bonds	95.1	103.5	8.4
Teachers' Social Security	691.8	717.2	25.4
Total Direct State Payments for Education	\$ 2,202.2	\$ 2,264.1	\$ 61.9
School Construction and Renovation Fund	\$ 364.8	\$ 557.0	\$ 192.2
Debt Service Aid	116.8	113.0	(3.8)
Total School Building Aid	\$ 481.6	\$ 670.0	\$ 188.4
Total School Aid	\$ 10,297.7	\$ 10,876.8	\$ 579.1

Municipal Aid

(In Millions)

	<u>FY2007 Adjusted Approp.</u>	<u>FY2008 Budget</u>	<u>\$ Change</u>
Consolidated Municipal Property Tax Relief Aid (CMPTRA)	\$ 835.4	\$ 835.4	\$ -
Energy Tax Receipts Property Tax Relief Aid	788.5	788.5	-
Special Municipal Aid	94.7	132.0	37.3
Legislative Initiative Municipal Block Grant Program	34.8	34.8	-
2008 Municipal Property Tax Assistance	-	32.6	32.6
Municipal Homeland Security Assistance	32.0	32.0	-
Extraordinary Aid	43.0	25.0	(18.0)
Consolidation Fund / SHARE	4.2	19.2	15.0
Trenton Capitol City Aid	16.5	16.5	-
Highlands Protection Fund Aid	12.0	12.0	-
Regional Efficiency Aid Program (REAP)	11.0	-	(11.0)
Open Space - Payment In Lieu of Taxes (PILOT)	9.5	9.5	-
Municipal Assistance - Legislative Earmarks	<u>35.9</u>	<u>-</u>	<u>(35.9)</u>
Total Direct Municipal Aid	<u>\$ 1,917.5</u>	<u>\$ 1,937.5</u>	<u>\$ 20.0</u>

Higher Education

(In Millions)

	FY2007 Adjusted Approp.	FY2008 Budget	Change	
			\$	%
Colleges and Universities				
Senior Public Colleges and Universities	\$ 1,468.5	\$ 1,490.8	\$ 22.3	1.5
County Colleges	217.5	232.0	14.5	6.7
Independent Colleges and Universities	19.5	20.4	0.9	4.4
Student Financial Assistance	250.2	268.3	18.1	7.2
Educational Opportunity Fund	40.6	40.6	-	-
Facility and Capital Improvement Programs	98.5	93.4	(5.1)	(5.2)
Other Programs	18.3	16.9	(1.4)	(7.6)
Total Higher Education	\$ 2,113.1	\$ 2,162.4	\$ 49.3	2.3

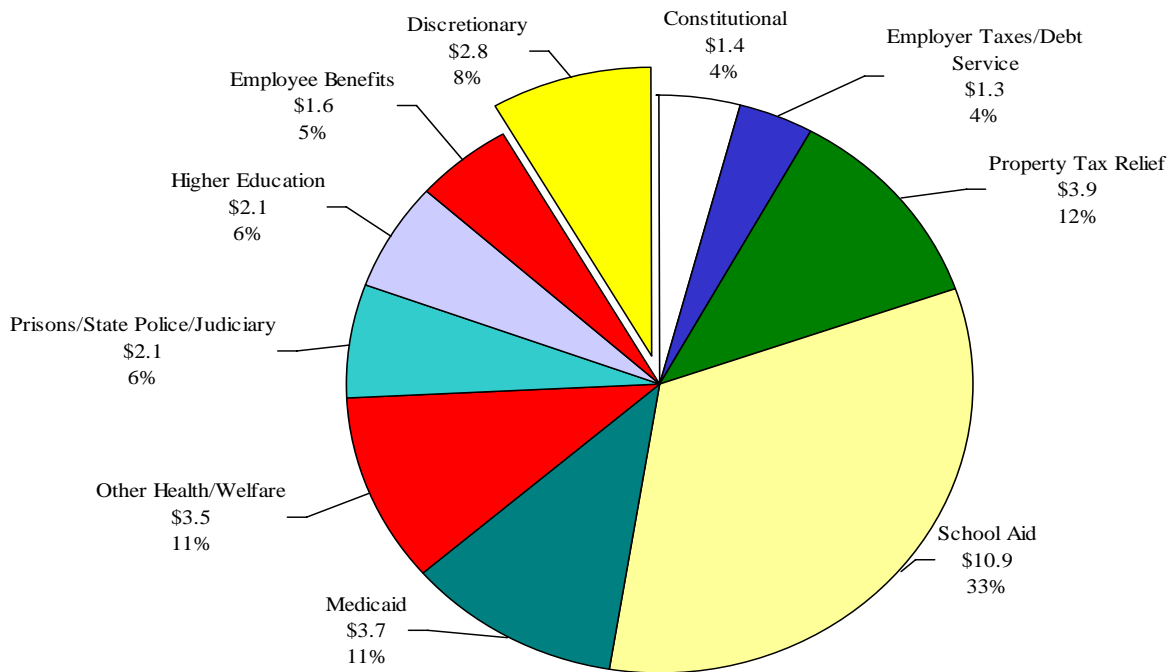
Higher Education

(In Millions)

	FY2007 Adjusted Approp.	FY2008 Budget	\$ Change
Senior Public Institutions			
Rutgers University	\$ 309.4	\$ 321.7	\$ 12.3
UMDNJ	220.7	231.2	10.5
NJIT	47.2	48.5	1.3
Thomas Edison State College	6.2	5.9	(0.3)
Rowan University	36.5	38.2	1.7
New Jersey City University	31.0	32.5	1.5
Kean University	39.6	41.2	1.6
William Paterson University	39.0	40.9	1.9
Montclair State University	46.1	48.0	1.9
College of New Jersey	35.0	36.6	1.6
Ramapo College of New Jersey	19.6	20.2	0.6
Richard Stockton College of New Jersey	23.7	24.8	1.1
Subtotal Senior Publics Direct Aid	\$ 854.0	\$ 889.7	\$ 35.7
Senior Publics Salary Funding	-	11.0	11.0
Senior Publics Net Fringe Benefits	614.5	590.1	(24.4)
Total Senior Publics	\$ 1,468.5	\$ 1,490.8	\$ 22.3
County Colleges			
Operating Support	155.8	163.4	7.6
Fringe Benefits	34.2	35.1	0.9
Chapter 12 Debt Service	27.5	33.5	6.0
Total County Colleges	217.5	232.0	14.5
Total Independent Colleges and Universities	19.5	20.4	0.9
Student Financial Assistance			
Tuition Aid Grants (TAG)	214.7	230.2	15.5
Part-time TAG for County Colleges	4.9	5.5	0.6
NJSTARS I & II	8.0	13.8	5.8
EOF Grants and Scholarships	40.6	40.6	-
Loan Forgiveness for Mental Health Workers	3.5	3.5	-
Other Student Aid Programs	19.0	15.2	(3.8)
Total Student Financial Assistance	\$ 290.8	\$ 308.9	\$ 18.1
Other Programs			
Capital Grants and Facilities Support	98.5	93.4	(5.1)
New Jersey Stem Cell Research Institute	5.5	5.5	-
All Other Programs	12.8	11.4	(1.4)
Total Other Programs	\$ 116.8	\$ 110.3	\$ (6.5)
Grand Total Higher Education	\$ 2,113.1	\$ 2,162.4	\$ 49.3

Fiscal Year 2008

(In Billions)



Total Spending \$33.3 Billion

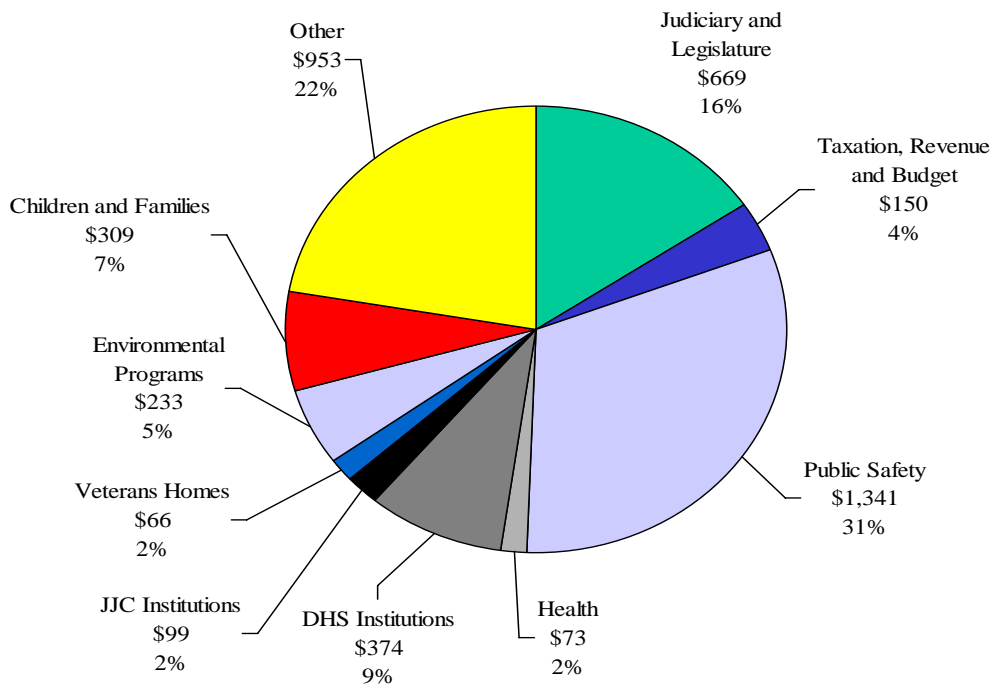
**Total Direct State Services
By Department**

(In Thousands)

	FY2007	FY2007	FY2008	Change	
	Appropriation	Adjusted Appropriation	Recommendation	\$	%
Chief Executive	\$ 4,924	\$ 5,056	\$ 5,056	\$ -	-
Agriculture	8,994	9,088	9,238	150	1.7%
Banking and Insurance	68,944	70,311	70,311	-	-
Community Affairs	36,914	38,773	38,678	(95)	-0.2%
Corrections	942,404	963,938	974,226	10,288	1.1%
Education	57,542	69,518	76,733	7,215	10.4%
Environmental Protection	238,217	243,643	233,056	(10,587)	-4.3%
Health & Senior Services	79,177	76,587	73,116	(3,471)	-4.5%
Human Services-Other	37,841	46,986	44,919	(2,067)	-4.4%
Central Office	30,696	17,115	26,036	8,921	52.1%
Developmental Disabilities	95,188	107,470	108,901	1,431	1.3%
Medical Assistance	25,641	25,229	24,249	(980)	-3.9%
Mental Health	264,015	281,295	283,070	1,775	0.6%
Labor	61,849	63,169	63,264	95	0.2%
Law & Public Safety	146,894	149,066	145,376	(3,690)	-2.5%
State Police	306,524	300,478	291,593	(8,885)	-3.0%
Division of Law	17,052	17,010	16,010	(1,000)	-5.9%
Juvenile Justice Commission	98,507	101,104	98,517	(2,587)	-2.6%
Military & Veterans' Affairs	86,411	89,016	88,906	(110)	-0.1%
Personnel	23,990	22,687	22,437	(250)	-1.1%
Public Advocate	19,420	19,202	19,202	-	-
State	13,213	13,447	13,752	305	2.3%
Public Broadcasting	5,604	5,759	5,759	-	-
State Library	4,570	4,509	7,509	3,000	66.5%
Transportation	86,448	99,204	88,712	(10,492)	-10.6%
Treasury	408,776	479,910	458,455	(21,455)	-4.5%
Miscellaneous Commissions	1,407	1,408	1,444	36	2.6%
Total Executive Branch	\$ 3,171,162	\$ 3,320,978	\$ 3,288,525	\$ (32,453)	-1.0%
Legislature	\$ 73,451	\$ 75,080	\$ 74,638	\$ (442)	-0.6%
Judiciary	567,750	597,398	594,398	(3,000)	-0.5%
Subtotal Operations-Base	3,812,363	\$ 3,993,456	\$ 3,957,561	\$ (35,895)	-0.9%
Children and Families	272,646	\$ 293,103	\$ 309,450	16,347	5.6%
Total Operating Departments	4,085,009	4,286,559	4,267,011	(19,548)	-0.5%
Interdepartmental					
Other	\$ 70,642	\$ 46,407	\$ 23,443	\$ (22,964)	-49.5%
Pension, Health Benefits & PRM	1,240,387	1,306,687	1,391,877	85,190	6.5%
Employer Taxes	340,337	344,937	386,146	41,209	11.9%
Insurance, Utilities, and Other	325,617	351,617	347,916	(3,701)	-1.1%
Salary Program	107,860	-	212,845	212,845	-
Subtotal Interdepartmental	\$ 2,084,843	\$ 2,049,648	\$ 2,362,227	312,579	15.3%
Total	\$ 6,169,852	\$ 6,336,207	\$ 6,629,238	293,031	4.6%

Operations Budgets

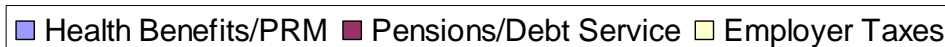
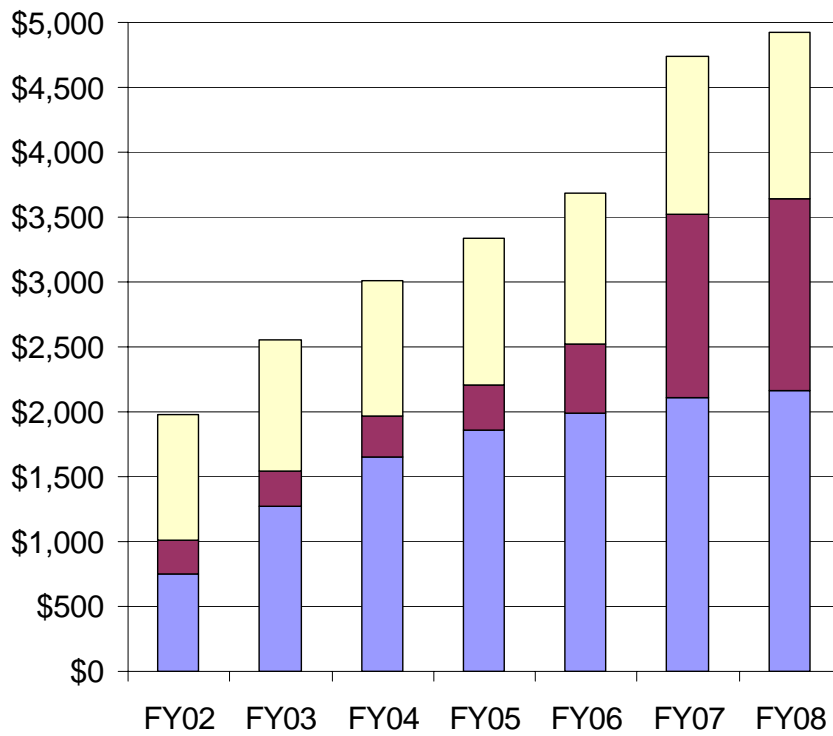
(In Millions)



Total Operating Budget is \$4.3 billion

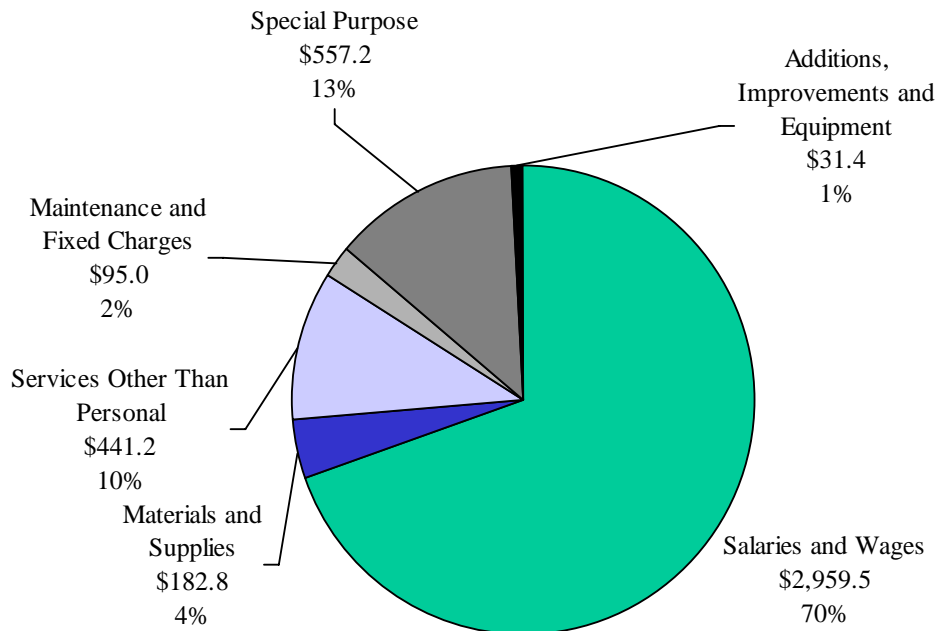
Employee Benefit Costs

(In Millions)



Operating Split between Salaries and Other Costs

(In Millions)



Total Operating Budget is \$4.3 billion

Projected Shortfall Continues Into FY 2009

(In Millions)

	<u>FY2008</u>	<u>FY2009</u>	<u>-----DIFF-----</u>	
			<u>\$</u>	<u>%</u>
OPENING FUND BALANCE				
Sales Tax Dedication	\$ 668	\$ -	\$ (668)	-
Other	1,273	601	\$ (672)	-52.79%
REVENUES				
Income	12,351	13,500	1,149	9.3%
Sales	8,778	9,000	222	2.5%
Corporate	2,342	2,200	(142)	-6.1%
Other	8,094	8,200	106	1.3%
FY 2008 Revenue Solutions	387	-	(387)	-
Total	<u>\$ 31,952</u>	<u>\$ 32,900</u>	<u>\$ 948</u>	<u>3.0%</u>
RECOMMENDATIONS/PROJECTIONS				
Employee Benefits (other than pensions)	\$ 33,292	\$ 35,404	\$ 2,112	6.3%
Pensions 60%		\$445		
Aid to Education		340		
Medicaid		330		
One-Time Balances		320		
Salary Increases		300		
Homestead Credits/Rebates		160		
Debt Service		120		
Annualized Community Programs		57		
		40		
FUND BALANCE				
Sales Tax Dedication	<u>-</u>	<u>-</u>		
Other	\$ 601	\$ (1,903)		
Required Ending		\$ 601		
Fund Balance with Required Ending		<u>\$ (2,504)</u>		

TABLE I
SUMMARY OF FISCAL YEAR 2007-08 APPROPRIATION RECOMMENDATIONS
(thousands of dollars)

Table I shows the appropriations from all State sources by Fund. It highlights the percent change in appropriations between fiscal years.

	2007	2008	----- Change -----	
	Adjusted Approp.		Recommended	Dollar
GENERAL FUND AND PROPERTY TAX RELIEF FUND				
State Aid and Grants	22,599,541	24,524,301	1,924,760	% 8.5
State Operations				
Executive Branch	3,539,079	3,522,973	-16,106	-0.5
Legislature	75,080	74,638	-442	-0.6
Judiciary	597,398	594,398	-3,000	-0.5
Interdepartmental	2,049,648	2,362,227	312,579	15.3
Total State Operations	6,261,205	6,554,236	293,031	% 4.7
Capital Construction	1,238,779	1,245,659	6,880	0.6
Debt Service	427,785	440,398	12,613	2.9
TOTAL GENERAL FUND AND PROPERTY TAX RELIEF FUND	30,527,310	32,764,594	2,237,284	% 7.3
CASINO CONTROL FUND	74,039	74,039	---	---
CASINO REVENUE FUND	459,029	453,103	-5,926	-1.3
GRAND TOTAL STATE APPROPRIATIONS	31,060,378	33,291,736	2,231,358	% 7.2

TABLE II
SUMMARY OF FISCAL YEAR 2007-08 APPROPRIATION RECOMMENDATIONS
(thousands of dollars)

Table II shows comprehensive prior year financial data, current year appropriations, and budget year recommendations by fund and major spending category.

----- Year Ending June 30, 2006 -----					----- Year Ending June 30, 2008 -----		
Orig. & (S)Supple- mental	Reapp. & (R)Recpts.	Transfers & (E)Emer- gencies	Total Available	Expended	2007 Adjusted Approp.	Requested	Recom- mended
General Fund							
5,933,843	589,086	40,664	6,563,593	6,099,019	6,261,205	6,555,028	6,554,236
8,107,067	397,615	-39,559	8,465,123	8,189,816	8,941,505	9,267,166	9,120,081
1,595,005	46,101	1,915	1,643,021	1,538,495	2,231,339	1,696,589	1,687,220
1,091,220	210,483	-1,355	1,300,348	1,102,132	1,238,779	1,245,659	1,245,659
169,326	---	---	169,326	169,323	427,785	440,398	440,398
16,896,461	1,243,285	1,665	18,141,411	17,098,785	19,100,613	19,204,840	19,047,594
10,606,600	407,101	-47,411	10,966,290	10,934,203	11,426,697	13,717,000	13,717,000
71,285	874	---	72,159	71,116	74,039	74,039	74,039
511,311	165,650	---	676,961	669,159	459,029	453,103	453,103
2,025	---	---	2,025	1,788	---	---	---
28,087,682	1,816,910	-45,746	29,858,846	28,775,051	31,060,378	33,448,982	33,291,736
GRAND TOTAL STATE APPROPRIATIONS					31,060,378	33,448,982	33,291,736

TABLE III
SUMMARY OF APPROPRIATIONS BY ORGANIZATION
(thousands of dollars)

Year Ending June 30, 2006					Year Ending June 30, 2008		
Orig. & (S)Supplemental	Reapp. & (R)Recpts.	Transfers & (E)Emergencies	Total Available	Expended	2007 Adjusted Approp.	Requested	Recommended
<u>DIRECT STATE SERVICES</u>							
Legislative Branch							
11,644	3,006	625	15,275	10,791	11,859	11,859	11,859
18,192	3,447	500	22,139	19,218	18,274	18,274	18,274
29,068	2,661	923	32,652	30,878	29,714	29,272	29,272
15,269	7,223	---	22,492	14,400	15,233	15,233	15,233
74,173	16,337	2,048	92,558	75,287	75,080	74,638	74,638
Executive Branch							
4,972	1,299	210	6,481	4,860	5,056	5,056	5,056
9,215	2,613	551	12,379	11,074	9,088	9,238	9,238
67,037	5,815	756	73,608	65,605	70,311	70,311	70,311
182,509	75	8,494	191,078	190,875	293,103	309,450	309,450
36,008	40,429	-7,224	69,213	56,926	38,773	38,678	38,678
909,913	1,502	25,863	937,278	929,625	963,938	974,226	974,226
60,694	9,414	13,620	83,728	75,524	69,518	76,733	76,733
221,540	40,111	9,105	270,756	254,163	243,643	233,056	233,056
63,676	13,981	19,822	97,479	95,341	76,587	73,116	73,116
62,805	13,938	19,691	96,434	94,324	75,716	72,245	72,245
871	43	131	1,045	1,017	871	871	871
571,697	18,045	53,437	643,179	532,721	478,095	487,175	487,175
60,696	41,001	732	102,429	97,273	63,169	63,264	63,264
566,510	196,800	15,643	778,953	656,407	567,658	551,496	551,496
523,819	196,738	15,643	736,200	613,969	522,967	506,805	506,805
42,599	62	---	42,661	42,346	44,599	44,599	44,599
92	---	---	92	92	92	92	92
85,851	4,369	2,275	92,495	89,468	89,016	88,906	88,906
24,540	6,852	483	31,875	28,730	22,687	22,437	22,437
16,004	2,222	-107	18,119	14,211	19,202	19,202	19,202
26,505	1,122	1,646	29,273	27,757	23,715	27,812	27,020
99,675	4,777	4,280	108,732	106,868	99,204	88,712	88,712
415,542	107,779	-17,796	505,525	470,870	479,910	458,455	458,455
386,856	106,967	-17,796	476,027	442,100	450,470	429,015	429,015
28,686	812	---	29,498	28,770	29,440	29,440	29,440
1,428	---	4	1,432	1,425	1,408	1,444	1,444
3,424,012	498,206	131,794	4,054,012	3,709,723	3,614,081	3,598,767	3,597,975
3,351,764	497,289	131,663	3,980,716	3,637,498	3,539,079	3,523,765	3,522,973
71,285	874	---	72,159	71,116	74,039	74,039	74,039
963	43	131	1,137	1,109	963	963	963

TABLE III
SUMMARY OF APPROPRIATIONS BY ORGANIZATION
(thousands of dollars)

Year Ending June 30, 2006					Year Ending June 30, 2008		
Orig. & Supplemental	Reapp. & (R)Recpts.	Transfers & (E)Emergencies	Total Available	Expended	2007 Adjusted Approp.	Requested	Recommended
<u>DIRECT STATE SERVICES</u>							
Interdepartmental Accounts							
147,220	6,060	4,976	158,256	154,160	163,490	167,431	167,431
101,333	16,217	-655	116,895	113,952	122,211	108,489	108,489
1,442,797	---	15,529	1,458,326	1,446,297	1,651,624	1,778,023	1,778,023
79,722	1,610	13,918	95,250	69,617	36,107	13,143	13,143
147,624	37,612	-128,789	56,447	8,337	10,300	223,145	223,145
35,184	1,574	655	37,413	37,264	65,916	71,996	71,996
1,953,880	63,073	-94,366	1,922,587	1,829,627	2,049,648	2,362,227	2,362,227
Judicial Branch							
554,026	12,387	1,319	567,732	556,607	597,398	594,398	594,398
554,026	12,387	1,319	567,732	556,607	597,398	594,398	594,398
6,006,091	590,003	40,795	6,636,889	6,171,244	6,336,207	6,630,030	6,629,238
5,933,843	589,086	40,664	6,563,593	6,099,019	6,261,205	6,555,028	6,554,236
71,285	874	---	72,159	71,116	74,039	74,039	74,039
963	43	131	1,137	1,109	963	963	963
<u>GRANTS-IN-AID</u>							
Executive Branch							
1,575	452	480	2,507	2,157	5,025	4,875	4,875
541,692	159	24,673	566,524	565,978	708,517	751,524	751,524
55,710	39,409	7,795	102,914	87,717	61,845	50,260	50,260
138,654	---	-271	138,383	132,899	133,151	150,698	150,698
18,129	---	-222	17,907	17,163	39,713	28,938	28,938
750	5,369	16,734	22,853	5,206	27,165	24,700	24,700
1,592,488	181,940	-18,819	1,755,609	1,696,846	1,792,676	1,581,045	1,581,045
1,261,776	16,333	-18,688	1,259,421	1,208,340	1,484,824	1,281,117	1,281,117
330,712	165,607	-131	496,188	488,506	307,852	299,928	299,928
3,528,651	255,512	-29,316	3,754,847	3,676,405	3,733,581	3,983,504	3,983,504
3,385,807	255,512	-29,316	3,612,003	3,533,653	3,620,737	3,870,660	3,870,660
142,844	---	---	142,844	142,752	112,844	112,844	112,844
47,282	---	-3,000	44,282	44,252	---	---	---
44,842	---	-3,000	41,842	41,812	56,973	71,579	71,579
2,440	---	---	2,440	2,440	54,533	69,139	69,139
23,202	---	20	23,222	22,985	2,440	2,440	2,440
21,177	---	20	21,197	21,197	22,469	27,938	27,938
2,025	---	---	2,025	1,788	22,469	27,938	27,938
1,544	15	---	1,559	1,450	---	---	---
1,251,942	14,664	37,163	1,303,769	1,270,304	1,544	3,044	3,044
273,700	2,182	93	275,975	273,786	1,184,238	1,373,427	1,235,601
1,036,285	418,739	-21,104	1,433,920	1,407,856	298,200	298,200	298,200
239,797	18,686	-21,104	237,379	213,522	1,588,090	2,827,865	2,818,606
796,488	400,053	---	1,196,541	1,194,334	404,302	423,865	414,606
8,511,604	918,441	14,226	9,444,271	9,205,004	1,183,788	2,404,000	2,404,000
7,237,095	352,781	14,357	7,604,233	7,375,184	9,653,187	11,177,597	11,030,512
796,488	400,053	---	1,196,541	1,194,334	(From General Fund)	8,046,263	8,358,385
475,996	165,607	-131	641,472	633,698	(From Property Tax Relief Fund)	1,183,788	2,404,000
2,025	---	---	2,025	1,788	(From Casino Revenue Fund)	423,136	415,212
					(From gubernatorial Elections Fund)	---	---

TABLE III
SUMMARY OF APPROPRIATIONS BY ORGANIZATION
(thousands of dollars)

Year Ending June 30, 2006					Year Ending June 30, 2008			
Orig. & (S)Supplemental	Reapp. & (R)Recpts.	Transfers & (E)Emergencies	Total Available	Expended	2007 Adjusted Approp.	Requested	Recommended	
GRANTS-IN-AID								
Interdepartmental Accounts								
673,658	352	-2,600	671,410	668,121	Employee Benefits	758,504	749,905	749,905
54,925	44,482	-15,780	83,627	41,757	Other Interdepartmental Accounts	---	---	---
35,546	---	-35,546	---	---	Salary Increases and Other Benefits	---	11,047	11,047
105,843	---	10	105,853	104,754	Aid to Independent Authorities	136,738	147,829	147,829
869,972	44,834	-53,916	860,890	814,632	Total Interdepartmental Accounts	895,242	908,781	908,781
9,381,576	963,275	-39,690	10,305,161	10,019,636	Total Grants-in-Aid	10,548,429	12,086,378	11,939,293
8,107,067	397,615	-39,559	8,465,123	8,189,816	(From General Fund)	8,941,505	9,267,166	9,120,081
796,488	400,053	---	1,196,541	1,194,334	(From Property Tax Relief Fund)	1,183,788	2,404,000	2,404,000
475,996	165,607	-131	641,472	633,698	(From Casino Revenue Fund)	423,136	415,212	415,212
2,025	---	---	2,025	1,788	(From gubernatorial Elections Fund)	---	---	---
STATE AID								
Executive Branch								
11,727	1,023	---	12,750	10,132	Department of Agriculture	11,727	11,727	11,727
1,034,515	3,923	-58,059	980,379	964,815	Department of Community Affairs	1,213,540	1,153,568	1,153,568
107,446	3,923	---	111,369	95,812	(From General Fund)	152,068	87,196	87,196
927,069	---	-58,059	869,010	869,003	(From Property Tax Relief Fund)	1,061,472	1,066,372	1,066,372
9,361,268	12,090	3,008	9,376,366	9,335,039	Department of Education	10,297,668	10,866,744	10,866,744
654,245	5,042	-7,640	651,647	624,590	(From General Fund)	1,283,865	795,907	795,907
8,707,023	7,048	10,648	8,724,719	8,710,449	(From Property Tax Relief Fund)	9,013,803	10,070,837	10,070,837
19,072	151	1,000	20,223	19,674	Department of Environmental Protection	20,716	20,416	20,416
10,072	151	1,000	11,223	11,013	(From General Fund)	11,216	10,916	10,916
9,000	---	---	9,000	8,661	(From Property Tax Relief Fund)	9,500	9,500	9,500
9,552	---	---	9,552	9,309	Department of Health and Senior Services	9,552	9,552	9,552
468,633	621	8,639	477,893	460,241	Department of Human Services	417,105	427,166	427,166
1,522	---	---	1,522	1,506	Department of Labor and Workforce Development	1,522	1,522	1,522
8,030	14,647	---	22,677	13,320	Department of Law and Public Safety	23,030	26,545	26,545
18,537	---	---	18,537	18,232	Department of State	18,520	19,520	18,520
34,352	---	---	34,352	34,352	Department of Transportation	34,930	36,928	36,928
34,352	---	---	34,352	34,352	(From Casino Revenue Fund)	34,930	36,928	36,928
472,261	20,694	-84	492,871	446,096	Department of the Treasury	460,868	472,829	464,460
305,241	20,694	-84	325,851	294,340	(From General Fund)	302,734	306,538	298,169
167,020	---	---	167,020	151,756	(From Property Tax Relief Fund)	158,134	166,291	166,291
11,439,469	53,149	-45,496	11,447,122	11,312,716	Total Executive Branch	12,509,178	13,046,517	13,037,148
1,595,005	46,101	1,915	1,643,021	1,538,495	(From General Fund)	2,231,339	1,696,589	1,687,220
9,810,112	7,048	-47,411	9,769,749	9,739,869	(From Property Tax Relief Fund)	10,242,909	11,313,000	11,313,000
34,352	---	---	34,352	34,352	(From Casino Revenue Fund)	34,930	36,928	36,928
11,439,469	53,149	-45,496	11,447,122	11,312,716	Total State Aid	12,509,178	13,046,517	13,037,148
1,595,005	46,101	1,915	1,643,021	1,538,495	(From General Fund)	2,231,339	1,696,589	1,687,220
9,810,112	7,048	-47,411	9,769,749	9,739,869	(From Property Tax Relief Fund)	10,242,909	11,313,000	11,313,000
34,352	---	---	34,352	34,352	(From Casino Revenue Fund)	34,930	36,928	36,928

TABLE III
SUMMARY OF APPROPRIATIONS BY ORGANIZATION
(thousands of dollars)

Year Ending June 30, 2006					Year Ending June 30, 2008		
Orig. & (S)Supplemental	Reapp. & (R)Recpts.	Transfers & (E)Emergencies	Total Available	Expended	2007 Adjusted Approp.	Requested	Recommended
<u>CAPITAL CONSTRUCTION</u>							
Legislative Branch							
---	289	---	289	---	---	---	---
---	289	---	289	---	---	---	---
Executive Branch							
---	993	---	993	---	---	250	250
3,500	4,582	---	8,082	5,276	10,000	---	---
5,000	5,667	---	10,667	2,777	---	3,936	3,936
1,050	844	---	1,894	227	2,450	2,800	2,800
84,263	117,638	-23,854	178,047	77,463	116,767	107,271	107,271
---	443	---	443	317	---	---	---
8,100	11,071	---	19,171	1,879	7,700	2,800	2,800
4,805	11,050	1,545	17,400	6,823	1,500	3,800	3,800
175	2,797	77	3,049	661	2,590	1,165	1,165
---	2	---	2	---	---	---	---
---	619	1,100	1,719	180	---	---	---
805,000	---	---	805,000	805,000	895,000	895,000	895,000
---	7,276	3,058	10,334	507	6,916	6,500	6,500
---	2	---	2	---	---	---	---
911,893	162,984	-18,074	1,056,803	901,110	1,042,923	1,023,522	1,023,522
Interdepartmental Accounts							
179,327	47,210	16,719	243,256	201,022	195,856	222,137	222,137
179,327	47,210	16,719	243,256	201,022	195,856	222,137	222,137
1,091,220	210,483	-1,355	1,300,348	1,102,132	1,238,779	1,245,659	1,245,659
<u>DEBT SERVICE</u>							
Executive Branch							
24,675	---	---	24,675	24,673	64,664	56,790	56,790
144,651	---	---	144,651	144,650	363,121	383,608	383,608
169,326	---	---	169,326	169,323	427,785	440,398	440,398
169,326	---	---	169,326	169,323	427,785	440,398	440,398
28,087,682	1,816,910	-45,746	29,858,846	28,775,051	31,060,378	33,448,982	33,291,736
GRAND TOTAL - STATE APPROPRIATIONS							
16,896,461	1,243,285	1,665	18,141,411	17,098,785	19,100,613	19,204,840	19,047,594
71,285	874	---	72,159	71,116	74,039	74,039	74,039
10,606,600	407,101	-47,411	10,966,290	10,934,203	11,426,697	13,717,000	13,717,000
511,311	165,650	---	676,961	669,159	459,029	453,103	453,103
2,025	---	---	2,025	1,788	---	---	---

TABLE IV
SUMMARY OF APPROPRIATIONS BY CATEGORY OR PURPOSE
(thousands of dollars)

	2006 Expenditures	2007 Adjusted Appropriation	2008 Requested	2008 Recom- mended
General Fund--				
Direct State Services--				
Personal Services	2,823,049	2,869,816	3,117,708	3,116,916
Materials and Supplies	226,352	239,330	244,724	244,724
Services Other Than Personal	494,295	453,081	453,265	453,265
Maintenance and Fixed Charges	243,147	262,791	254,004	254,004
Improvements and Equipment	47,211	35,143	35,371	35,371
Employee Pension and Health Benefits	1,446,297	1,651,624	1,778,023	1,778,023
Special Purpose	818,668	749,420	671,933	671,933
<i>Total Direct State Services</i>	<u>6,099,019</u>	<u>6,261,205</u>	<u>6,555,028</u>	<u>6,554,236</u>
Grants-in-Aid--				
Employee Benefits-Colleges and Universities	668,121	758,504	749,905	749,905
Rutgers, The State University	356,160	309,370	331,600	321,737
University of Medicine and Dentistry of New Jersey	247,081	220,731	258,131	231,160
New Jersey Institute of Technology	52,112	47,182	50,775	48,490
State Colleges and Universities	300,352	276,717	386,703	288,293
Other Higher Education Programs	65,263	99,158	104,897	104,571
Student Aid-Scholarships and Grants	266,565	290,870	308,963	308,963
Support of Independent Higher Education Institutions	25,959	21,878	30,902	21,672
Correctional Facilities	132,899	133,151	150,698	150,698
Support of the Arts	30,030	24,532	24,173	24,173
Transit Subsidy	273,700	298,200	298,200	298,200
Welfare Support Programs	273,232	258,454	270,707	270,707
Medicaid	3,259,714	3,359,452	3,554,847	3,554,847
Pharmaceutical Assistance Programs	67,540	172,974	106,898	106,898
Children and Families	565,978	708,517	751,524	751,524
Services for the Developmentally Disabled	476,939	498,568	508,886	508,886
Mental Health Services	264,579	270,178	277,633	277,633
AIDS Programs	22,972	32,369	30,442	30,442
Other Health and Human Services Programs	377,032	501,566	390,364	390,364
Economic Development	138,694	322,504	338,395	338,395
Other Grants-In-Aid	324,894	336,630	342,523	342,523
<i>Total Grants-in-Aid</i>	<u>8,189,816</u>	<u>8,941,505</u>	<u>9,267,166</u>	<u>9,120,081</u>
State Aid--				
Aid to County Colleges	179,008	175,993	186,918	178,549
Educational	624,591	1,283,865	795,907	795,907
Cash Assistance and County Welfare Administration	323,917	293,930	285,127	285,127
Health and Senior Services and Human Services	145,633	132,727	151,591	151,591
Aid to Counties and Municipalities	235,716	298,379	227,386	226,386
Other State Aid	29,630	46,445	49,660	49,660
<i>Total State Aid</i>	<u>1,538,495</u>	<u>2,231,339</u>	<u>1,696,589</u>	<u>1,687,220</u>

TABLE IV
SUMMARY OF APPROPRIATIONS BY CATEGORY OR PURPOSE
(thousands of dollars)

	2006 Expenditures	2007 Adjusted Appropriation	2008 Requested	2008 Recom- mended
Capital Construction--				
Transportation Trust Fund	805,000	895,000	895,000	895,000
Educational	227	2,450	2,800	2,800
Institutional	4,656	7,700	6,736	6,736
Constitutionally Dedicated Projects	174,431	200,212	199,481	199,481
All Other	117,818	133,417	141,642	141,642
<i>Total Capital Construction</i>	<u>1,102,132</u>	<u>1,238,779</u>	<u>1,245,659</u>	<u>1,245,659</u>
Debt Service--				
Principal	13,670	254,246	267,075	267,075
Interest	155,653	173,539	173,323	173,323
<i>Total Debt Service</i>	<u>169,323</u>	<u>427,785</u>	<u>440,398</u>	<u>440,398</u>
<i>Total General Fund</i>	<u>17,098,785</u>	<u>19,100,613</u>	<u>19,204,840</u>	<u>19,047,594</u>
Property Tax Relief Fund--				
Aid to County Colleges	25,439	27,500	33,464	33,464
Educational	8,710,449	9,013,803	10,070,837	10,070,837
Direct Property Tax Relief	1,293,315	1,282,888	2,503,100	2,503,100
Aid to Municipalities	905,000	1,102,506	1,109,599	1,109,599
<i>Total Property Tax Relief Fund</i>	<u>10,934,203</u>	<u>11,426,697</u>	<u>13,717,000</u>	<u>13,717,000</u>
Casino Control Fund--				
Enforcement	42,346	44,599	44,599	44,599
Administration	28,770	29,440	29,440	29,440
<i>Total Casino Control Fund</i>	<u>71,116</u>	<u>74,039</u>	<u>74,039</u>	<u>74,039</u>
Casino Revenue Fund--				
Medicaid	139,581	110,686	109,186	109,186
Pharmaceutical Assistance Programs	443,757	262,017	255,593	255,593
Programs for Senior Citizens and the Disabled	85,821	86,326	88,324	88,324
<i>Total Casino Revenue Fund</i>	<u>669,159</u>	<u>459,029</u>	<u>453,103</u>	<u>453,103</u>
Gubernatorial Elections Fund--				
Public Financing of Gubernatorial General Election	1,788	---	---	---
<i>Total Gubernatorial Elections Fund</i>	<u>1,788</u>	<u>---</u>	<u>---</u>	<u>---</u>
GRAND TOTAL STATE APPROPRIATIONS	<u>28,775,051</u>	<u>31,060,378</u>	<u>33,448,982</u>	<u>33,291,736</u>

GRANTS-IN-AID

Summary of Appropriations by Department
(thousands of dollars)

Year Ending June 30, 2006					Year Ending June 30, 2008			
Orig. & (S)Supple- mental	Reapp. & (R)Recpts.	Transfers & (E)Emer- gencies	Total Available	Expended	2007 Adjusted Approp.	Requested	Recom- mended	
1,575	452	480	2,507	2,157	5,025	4,875	4,875	
541,692	159	24,673	566,524	565,978	708,517	751,524	751,524	
55,710	39,409	7,795	102,914	87,717	61,845	50,260	50,260	
138,654	---	-271	138,383	132,899	133,151	150,698	150,698	
18,129	---	-222	17,907	17,163	39,713	28,938	28,938	
750	5,369	16,734	22,853	5,206	27,165	24,700	24,700	
1,261,776	16,333	-18,688	1,259,421	1,208,340	1,484,824	1,281,117	1,281,117	
3,385,807	255,512	-29,316	3,612,003	3,533,653	3,620,737	3,870,660	3,870,660	
44,842	---	-3,000	41,842	41,812				
					Development	54,533	69,139	69,139
21,177	---	20	21,197	21,197	Department of Law and Public Safety	22,469	27,938	27,938
1,544	15	---	1,559	1,450	Department of Military and Veterans' Affairs	1,544	3,044	3,044
1,251,942	14,664	37,163	1,303,769	1,270,304	Department of State	1,184,238	1,373,427	1,235,601
273,700	2,182	93	275,975	273,786	Department of Transportation	298,200	298,200	298,200
239,797	18,686	-21,104	237,379	213,522	Department of the Treasury	404,302	423,865	414,606
869,972	44,834	-53,916	860,890	814,632	Interdepartmental Accounts	895,242	908,781	908,781
8,107,067	397,615	-39,559	8,465,123	8,189,816	Total Appropriation	8,941,505	9,267,166	9,120,081

STATE AID

Summary of Appropriations by Department
(thousands of dollars)

Year Ending June 30, 2006					Year Ending June 30, 2008			
Orig. & (S)Supple- mental	Reapp. & (R)Recpts.	Transfers & (E)Emer- gencies	Total Available	Expended	2007 Adjusted Approp.	Requested	Recom- mended	
11,727	1,023	---	12,750	10,132	Department of Agriculture	11,727	11,727	11,727
107,446	3,923	---	111,369	95,812	Department of Community Affairs	152,068	87,196	87,196
654,245	5,042	-7,640	651,647	624,590	Department of Education	1,283,865	795,907	795,907
10,072	151	1,000	11,223	11,013	Department of Environmental Protection	11,216	10,916	10,916
9,552	---	---	9,552	9,309	Department of Health and Senior Services	9,552	9,552	9,552
468,633	621	8,639	477,893	460,241	Department of Human Services	417,105	427,166	427,166
1,522	---	---	1,522	1,506	Department of Labor and Workforce Development	1,522	1,522	1,522
8,030	14,647	---	22,677	13,320	Department of Law and Public Safety	23,030	26,545	26,545
18,537	---	---	18,537	18,232	Department of State	18,520	19,520	18,520
305,241	20,694	-84	325,851	294,340	Department of the Treasury	302,734	306,538	298,169
1,595,005	46,101	1,915	1,643,021	1,538,495	Total Appropriation	2,231,339	1,696,589	1,687,220

CAPITAL CONSTRUCTION
Summary of Appropriations by Department
(thousands of dollars)

Year Ending June 30, 2006						Year Ending June 30, 2008		
Orig. & (S)Supplemental	Reapp. & (R)Recpts.	Transfers & (E)Emergencies	Total Available	Expended		2007 Adjusted Approp.	Requested	Recommended
---	289	---	289	---	Legislature	---	---	---
---	993	---	993	---	Department of Agriculture	---	250	250
3,500	4,582	---	8,082	5,276	Department of Children and Families	10,000	---	---
5,000	5,667	---	10,667	2,777	Department of Corrections	---	3,936	3,936
1,050	844	---	1,894	227	Department of Education	2,450	2,800	2,800
84,263	117,638	-23,854	178,047	77,463	Department of Environmental Protection	116,767	107,271	107,271
---	443	---	443	317	Department of Health and Senior Services	---	---	---
8,100	11,071	---	19,171	1,879	Department of Human Services	7,700	2,800	2,800
4,805	11,050	1,545	17,400	6,823	Department of Law and Public Safety	1,500	3,800	3,800
175	2,797	77	3,049	661	Department of Military and Veterans' Affairs	2,590	1,165	1,165
---	2	---	2	---	Department of Personnel	---	---	---
---	619	1,100	1,719	180	Department of State	---	---	---
805,000	---	---	805,000	805,000	Department of Transportation	895,000	895,000	895,000
---	7,276	3,058	10,334	507	Department of the Treasury	6,916	6,500	6,500
---	2	---	2	---	Miscellaneous Commissions	---	---	---
179,327	47,210	16,719	243,256	201,022	Interdepartmental Accounts	195,856	222,137	222,137
1,091,220	210,483	-1,355	1,300,348	1,102,132	Total Appropriation	1,238,779	1,245,659	1,245,659

DEBT SERVICE
(thousands of dollars)

Year Ending June 30, 2006						Year Ending June 30, 2008		
Orig. & (S)Supplemental	Reapp. & (R)Recpts.	Transfers & (E)Emergencies	Total Available	Expended		2007 Adjusted Approp.	Requested	Recommended
155,656	---	---	155,656	155,653	Interest on Bonds	173,539	173,323	173,323
13,670	---	---	13,670	13,670	Bond Redemption	254,246	267,075	267,075
169,326	---	---	169,326	169,323	Total Appropriation	427,785	440,398	440,398
102	---	---	102	102	Water Conservation Bonds (P.L. 1969, c. 127)	825	721	721
10	---	---	10	10	State Recreation and Conservation Land Acquisition and Development Bonds (P.L. 1974, c. 102)	157	---	---
20	---	---	20	20	Clean Waters Bonds (P.L. 1976, c. 92)	205	100	100
134	---	---	134	134	State Land Acquisition and Development Bonds (P.L. 1978, c. 118)	813	277	277
50	---	---	50	49	Transportation Rehabilitation and Improvement Bonds (P.L. 1979, c. 165)	786	---	---
63	---	---	63	63	Energy Conservation Bonds (P.L. 1980, c. 68)	236	236	236
1,115	---	---	1,115	1,115	Natural Resources Bonds (P.L. 1980, c. 70)	1,888	1,731	1,731
136	---	---	136	135	Hazardous Discharge Bonds (P.L. 1981, c. 275)	744	587	587
716	---	---	716	716	Community Development Bonds (P.L. 1981, c. 486)	555	318	318

DEBT SERVICE
(thousands of dollars)

Year Ending June 30, 2006						Year Ending June 30, 2008		
Orig. & (S)Supple- mental	Reapp. & (R)Recpts.	Transfers & (E)Emer- gencies	Total Available	Expended		2007 Adjusted Approp.	Requested	Recom- mended
13	---	---	13	13	1983 New Jersey Green Acres Bonds (P.L. 1983, c. 354)	100	100	100
3	---	---	3	3	Shore Protection Bonds (P.L. 1983, c. 356)	53	---	---
15	---	---	15	15	Human Services Facilities Construction Bonds (P.L. 1984, c. 157)	235	---	---
122,642	---	---	122,642	122,642	Refunding Bonds (P.L. 1985, c. 74 as amended by P.L. 1992, c. 182)	311,650	322,392	322,392
1,401	---	---	1,401	1,401	Resource Recovery and Solid Waste Disposal Facility Fund (P.L. 1985, c. 330)	1,340	1,338	1,338
7,670	---	---	7,670	7,670	Hazardous Discharge Bonds (P.L. 1986, c. 113)	11,567	10,164	10,164
229	---	---	229	229	1987 Green Acres, Cultural Centers and Historic Preservation Bonds (P.L. 1987, c. 265)	802	806	806
760	---	---	760	760	Jobs, Education and Competitiveness Bonds (P.L. 1988, c. 78)	5,888	1,954	1,954
778	---	---	778	778	1989 Bridge Rehabilitation and Improvement and Railroad Right-of-way Preservation Bonds (P.L. 1989, c. 108)	4,138	3,614	3,614
243	---	---	243	243	Stormwater Management and Combined Sewer Overflow Abatement Bonds (P.L. 1989, c. 181)	676	682	682
1,694	---	---	1,694	1,693	1989 New Jersey Open Space Preservation Bonds (P.L. 1989, c. 183)	7,578	4,903	4,903
544	---	---	544	544	Public Purpose Buildings and Community-Based Facilities Construction Bonds (P.L. 1989, c. 184)	1,736	1,736	1,736
4,353	---	-473	3,880	3,880	Green Acres, Clean Water, Farmland and Historic Preservation Bond Act of 1992 (P.L. 1992, c. 88)	16,271	13,748	13,748
3,828	---	---	3,828	3,828	Developmental Disabilities Waiting List Reduction and HS Facility Construction Bonds (P.L. 1994, c. 108)	9,217	8,646	8,646
5,071	---	---	5,071	5,071	Green Acres, Farmland and Historic Preservation, and Blue Acres Bond Act of 1995 (P.L. 1994, c. 108)	16,509	16,512	16,512
2,481	---	473	2,954	2,954	Port of New Jersey Revitalization, Dredging Bonds (P.L. 1996 c. 70)	5,136	5,121	5,121
3,809	---	---	3,809	3,809	Urban and Rural Centers Unsafe Buildings Demolition Bonds (P.L. 1997, c. 125)	3,808	3,809	3,809
11,446	---	---	11,446	11,446	Statewide Transportation and Local Bridge Bond Act of 1999 (P.L. 1999, c. 181)	24,872	24,853	24,853
---	---	---	---	---	Payments on Future Bond Sales	---	16,050	16,050
169,326	---	---	169,326	169,323	Total Appropriation	427,785	440,398	440,398

SUMMARY
ESTIMATED REVENUES, EXPENDITURES AND FUND BALANCES
(thousands of dollars)

	----- Fiscal Year Ending June 30 -----	
	2007	2008
	<u>Estimated</u>	<u>Estimated</u>
Beginning Balances July 1		
Undesignated Fund Balances		
General Fund and Surplus Revenue Fund	\$ 1,776,508	\$ 1,272,357
Property Tax Relief Fund	2,613	668,000
Gubernatorial Elections Fund	---	700
Casino Control Fund	(1,645)	---
Casino Revenue Fund	1,002	---
	<u>1,778,478</u>	<u>1,941,057</u>
<i>Total Undesignated Fund Balances</i>		
State Revenues		
General Fund	18,823,425	19,073,237
Property Tax Relief Fund	11,465,000	12,351,000
Gubernatorial Elections Fund	700	700
Casino Control Fund	75,684	74,039
Casino Revenue Fund	458,027	453,103
	<u>30,822,836</u>	<u>31,952,079</u>
<i>Total State Revenues</i>		
Other Adjustments		
General Fund		
Balances lapsed	311,757	---
From/(To) Property Tax Relief Fund	129,280	---
From/(To) Property Tax Relief Fund - Dedication	(668,000)	(698,000)
Property Tax Relief Fund		
From/(To) General Fund	(129,280)	---
From/(To) General Fund-Dedication	668,000	698,000
Balances lapsed	88,364	---
	<u>400,121</u>	<u>---</u>
<i>Total Other Adjustments</i>		
<i>Total Available</i>	<u>33,001,435</u>	<u>33,893,136</u>
Appropriations		
General Fund	19,100,613	19,047,594
Property Tax Relief Fund	11,426,697	13,717,000
Gubernatorial Elections Fund	---	---
Casino Control Fund	74,039	74,039
Casino Revenue Fund	459,029	453,103
	<u>31,060,378</u>	<u>33,291,736</u>
<i>Total Appropriations</i>		
Ending Balances June 30		
Undesignated Fund Balances		
General Fund and Surplus Revenue Fund	1,272,357	600,000
Property Tax Relief Fund	668,000	---
Gubernatorial Elections Fund	700	1,400
Casino Control Fund	---	---
Casino Revenue Fund	---	---
	<u>\$ 1,941,057</u>	<u>\$ 601,400</u>
<i>Total Undesignated Fund Balances</i>		

STATE REVENUES
FISCAL YEARS 2007 AND 2008 ESTIMATES
(\$ In Thousands)

	APPROP ACT FY2007	REVISED FY2007	CHANGE FY2007	FY2008	CHANGE FY07 to FY08
Major Taxes					
Sales	\$8,483,600	\$8,424,968	(\$58,632)	\$8,778,000	\$353,032
Sales - Energy	238,000	342,563	104,563	410,178	67,615
Corporation Business	2,478,571	2,710,000	231,429	2,342,000	(368,000)
Corporation Business-Energy	128,500	88,200	(40,300)	91,700	3,500
Motor Fuels	553,000	566,000	13,000	580,000	14,000
Motor Vehicle Fees	275,244	295,244	20,000	278,444	(16,800)
Transfer Inheritance	600,000	602,000	2,000	602,000	-
Insurance Premium	495,000	488,000	(7,000)	503,000	15,000
Cigarette	215,033	228,058	13,025	252,039	23,981
Petroleum Products Gross Receipts	225,000	231,000	6,000	237,000	6,000
Public Utility Excise (Reform)	10,912	10,931	19	10,931	-
Corporation Banks and Financial Institutions	120,000	100,000	(20,000)	100,000	-
Alcoholic Beverage Excise	94,000	92,000	(2,000)	94,000	2,000
Realty Transfer	415,000	396,000	(19,000)	380,000	(16,000)
Savings Institution	-	-	-	-	-
Tobacco Products Wholesale Sales	16,000	14,000	(2,000)	14,000	-
Total Major Taxes	<u>14,347,860</u>	<u>14,588,964</u>	<u>241,104</u>	<u>14,673,292</u>	<u>84,328</u>
Miscellaneous Taxes, Fees, Revenues					
Assessment on Real Property Greater Than \$1 Million	113,000	150,000	37,000	157,000	7,000
Medicaid Uncompensated Care	349,831	368,888	19,057	464,845	95,957
Good Driver	77,450	77,450	-	71,950	(5,500)
Motor Vehicle Inspection Fund	78,900	78,900	-	77,200	(1,700)
Hotel/Motel Occupancy Tax	76,000	79,000	3,000	79,000	-
Investment Earnings	-	23,000	23,000	-	(23,000)
Public Utility GRFT	75,000	82,200	7,200	82,200	-
TEFA	250,924	221,660	(29,264)	234,221	12,561
Fringe Benefit Recoveries	446,646	431,900	(14,746)	475,993	44,093
Other Miscellaneous Revenue	1,308,665	1,269,787	(38,878)	1,269,242	(545)
Total Miscellaneous Taxes, Fees, Revenues	<u>2,776,416</u>	<u>2,782,785</u>	<u>6,369</u>	<u>2,911,651</u>	<u>128,866</u>
Interfund Transfers					
State Lottery Fund	846,000	812,700	(33,300)	848,000	35,300
Tobacco Settlement/Securitization	27,278	14,746	(12,532)	108,619	93,873
Other Funds	611,089	624,230	13,141	531,675	(92,555)
Total Interfund Transfers	<u>1,484,367</u>	<u>1,451,676</u>	<u>(32,691)</u>	<u>1,488,294</u>	<u>36,618</u>
Total State Revenues General Fund	<u>18,608,643</u>	<u>18,823,425</u>	<u>214,782</u>	<u>19,073,237</u>	<u>249,812</u>
Property Tax Relief Fund*	11,475,000	11,465,000	(10,000)	12,351,000	886,000
Casino Control Fund	72,039	75,684	3,645	74,039	(1,645)
Casino Revenue Fund	468,087	458,027	(10,060)	453,103	(4,924)
Gubernatorial Elections Fund	700	700	-	700	-
TOTAL STATE REVENUES	<u>\$30,624,469</u>	<u>\$30,822,836</u>	<u>\$198,367</u>	<u>\$31,952,079</u>	<u>\$1,129,243</u>

*For FY07 \$668 million and for FY08 \$698 million will be transferred from Sales Tax to the Property Tax Relief Fund representing the Sales Tax dedication.

**SCHEDULE 1
STATE REVENUES
(thousands of dollars)**

	-----Fiscal Year Ending June 30-----		
	2006	2007	2008
	Actual	Estimated	Estimated
Major Taxes:			
Sales	6,853,418	8,767,531	9,188,178
Corporation Business	3,007,852	2,798,200	2,433,700
Transfer Inheritance	610,848	602,000	602,000
Motor Fuels	550,909	566,000	580,000
Insurance Premium	512,044	488,000	503,000
Realty Transfer	459,743	396,000	380,000
Motor Vehicle Fees	284,084	295,244	278,444
Cigarette	632,599	228,058	252,039
Petroleum Products Gross Receipts	224,843	231,000	237,000
Corporation Banks and Financial Institutions	153,840	100,000	100,000
Alcoholic Beverage Excise	90,965	92,000	94,000
Tobacco Products Wholesale Sales	13,840	14,000	14,000
Public Utility Excise (Reform)	10,931	10,931	10,931
<i>Total Major Taxes</i>	<u>13,405,916</u>	<u>14,588,964</u>	<u>14,673,292</u>
Miscellaneous Taxes, Fees, and Revenues:			
Executive Branch--			
Department of Agriculture:			
Animal Disease Control	197	---	---
Environmental Services	338	---	---
Fertilizer Inspection Fees	535	366	366
Milk Control Licenses and Fees	722	---	---
Miscellaneous Revenue	537	362	362
	<u>2,329</u>	<u>728</u>	<u>728</u>
Department of Banking and Insurance:			
Actuarial Services	126	55	55
Bank Assessments	2,974	9,093	9,200
Banking - Examination Fees	2,182	---	---
Banking - Licenses and Other Fees	12,002	3,347	3,400
FAIR Act Administration	20,985	16,500	16,500
Fraud Fines	1,579	2,000	2,000
Insurance - Examination Billings	2,494	2,400	2,500
Insurance - Special Purpose Assessment	13,787	15,000	15,000
Insurance Fraud Prevention	30,578	32,000	32,000
Insurance Licenses and Other Fees	15,193	30,226	25,480
Public Adjusters Licenses	36	---	---
Real Estate Commission	7,333	10,000	6,500
	<u>109,269</u>	<u>120,621</u>	<u>112,635</u>
Department of Children and Families:			
Child Care Licensing/Adoption Law	338	350	350
Marriage License Fees	1,178	1,309	1,309
	<u>1,516</u>	<u>1,659</u>	<u>1,659</u>
Department of Community Affairs:			
Affordable Housing and Neighborhood Preservation - Fair Housing	20,003	20,465	20,765
Boarding Home Fees	662	---	---
Construction Fees	22,508	14,675	14,675
Divorce Filing Fees	1,435	1,400	1,400
Fire Safety	25,582	15,722	15,722
Housing Inspection Fees	11,151	8,558	8,558
Miscellaneous Revenue	77	---	---
NJ Meadowlands Commission	28,700	---	---
Planned Real Estate Development Fees	3,392	828	828
Truth In Renting	194	---	---
	<u>113,704</u>	<u>61,648</u>	<u>61,948</u>

**SCHEDULE 1
STATE REVENUES
(thousands of dollars)**

	-----Fiscal Year Ending June 30-----		
	2006 Actual	2007 Estimated	2008 Estimated
Department of Corrections:			
Miscellaneous Revenue	41	---	---
Department of Education:			
Audit Recoveries	512	450	425
Audit of Enrollments	1,156	198	23
Local School District Loan Recoveries - NJEDA	8,369	8,264	8,155
Nonpublic Schools Handicapped and Auxiliary Recoveries	12,457	2,000	2,000
Nonpublic Schools Textbook Recoveries	1,267	1,200	1,200
School Construction Inspection Fees	3,295	1,292	1,100
State Board of Examiners	6,106	5,000	5,000
	33,162	18,404	17,903
Department of Environmental Protection:			
Air Pollution Fees - Minor Sources	2,368	10,000	10,000
Air Pollution Fees - Title V Operating Permits	13,433	13,100	13,100
Air Pollution Fines	3,948	3,250	2,800
Clean Water Enforcement Act	2,050	1,500	1,510
Coastal Area Facility Review Act	2,131	3,330	3,330
Endangered Species Tax Checkoff	195	175	158
Environmental Infrastructure Financing Program Administrative Fee	5,000	5,000	5,000
Excess Diversion	240	218	251
Freshwater Wetlands Fees	3,580	5,310	5,310
Freshwater Wetlands Fines	270	500	200
Hazardous Discharge Site Cleanup	5,732	---	---
Hazardous Waste Fees	2,456	2,760	4,211
Hazardous Waste Fines	951	737	700
Highlands Permitting	663	660	670
Hunters' and Anglers' Licenses	11,523	11,000	11,000
Industrial Site Recovery Act	645	700	980
Laboratory Certification Fees	756	900	2,400
Laboratory Certification Fines	12	40	80
Lake Restoration Fund	177	---	---
Marina Rentals	1,339	885	885
Marine Lands - Preparation and Filing Fees	2,267	130	140
Medical Waste	4,206	4,150	4,400
Miscellaneous Revenue	22	---	---
New Jersey Pollutant Discharge Elimination System/Stormwater Permits	19,009	16,700	16,700
New Jersey Spill Compensation Fund	6,930	---	---
Parks Management Fees and Permits	5,532	4,300	4,300
Parks Management Fines	168	165	165
Pesticide Control Fees	4,374	4,200	4,200
Pesticide Control Fines	169	50	50
Radiation Protection Fees	3,710	4,728	3,898
Radiation Protection Fines	104	88	88
Radon Testers Certification	253	263	280
Shellfish and Marine Fisheries	9	9	9
Solid Waste - Utility Regulation Assessments	4,546	3,100	3,100
Solid Waste Fines	1,049	600	650
Solid Waste Management Fees	8,905	9,776	7,482
Solid and Hazardous Waste Disclosure	237	---	---
Spring Meadow Golf Course	300	300	300
Stream Encroachment	3,368	3,710	3,710
Toxic Catastrophe Prevention Fees	1,397	1,400	1,500
Toxic Catastrophe Prevention Fines	158	45	48
Treatment Works Approval	2,351	1,957	1,957
Underground Storage Tanks Fees	992	1,000	1,200
Water Allocation	5,658	2,050	2,050
Water Supply Fund	381	---	---
Water Supply Management Regulations	1,713	1,300	1,300
Water/Wastewater Operators Licenses	210	215	215
Waterfront Development Fees	2,383	3,510	3,510
Waterfront Development Fines	17	10	10

**SCHEDULE 1
STATE REVENUES
(thousands of dollars)**

	-----Fiscal Year Ending June 30-----		
	2006	2007	2008
	Actual	Estimated	Estimated
Well Permits/Well Drillers/Pump Installers Licenses	1,015	1,350	1,100
Wetlands	3	100	44
Worker Community Right to Know - Fees	71	---	---
Worker Community Right to Know - Fines	17	48	48
	<u>138,993</u>	<u>125,319</u>	<u>125,039</u>
Department of Health and Senior Services:			
Admission Charge Hospital Assessment	6,000	6,000	6,000
Clinical Laboratory	642	---	---
Consumer Health Penalties	6,084	---	---
HMO Covered Lives	1,812	1,800	1,800
Health Care Reform	1,200	1,200	1,200
Licenses, Fines, Permits, Penalties and Fees	6,591	790	790
Miscellaneous Revenue	784	400	400
Pharmaceutical Assistance to the Aged - Recoveries	6,100	---	---
	<u>29,213</u>	<u>10,190</u>	<u>10,190</u>
Department of Human Services:			
Commission for the Blind - Miscellaneous	752	---	---
Early Periodic Screening, Diagnosis and Treatment	1,807	1,800	1,800
Family Care II	329	---	---
General Assistance Prescription Drug Rebates	13,402	---	---
Interim Assistance	488	---	---
Medicaid Uncompensated Care - Acute	280,367	140,525	250,000
Medicaid Uncompensated Care - Mental Health	34,457	38,689	36,160
Medicaid Uncompensated Care - Psychiatric	184,458	189,674	178,685
Medical Assistance - Recoveries	967	---	---
Medical Assistance-Federal Match on PAAD/Medicaid Dual Eligibles	4,076	---	---
Miscellaneous Revenue	5,039	1,500	1,500
Patients' and Residents' Cost Recovery - Developmental Disability	15,928	16,642	16,642
Patients' and Residents' Cost Recovery - Psychiatric Hospitals	69,350	69,179	63,016
Payments for Medical Assistance Recipients - Prescription Drugs	195,014	---	---
Purchased Institutional Care	2,116	---	---
School Based Medicaid	22,186	---	6,013
	<u>830,736</u>	<u>458,009</u>	<u>553,816</u>
Department of Labor and Workforce Development:			
Miscellaneous Revenue	137	155	155
Special Compensation Fund	1,930	1,739	1,739
State Disability Benefits Fund	6,882	---	---
Urban Enterprise Zone Administration Cost	30	---	---
Workers' Compensation Assessment	20,320	12,639	12,639
Workforce Development	11,885	---	---
Workplace Standards - Licenses, Permits and Fines	10,630	4,720	4,720
	<u>51,814</u>	<u>19,253</u>	<u>19,253</u>
Department of Law and Public Safety:			
Beverage Licenses	8,652	3,960	3,960
Charities Registration Section	1,797	695	695
Consumer Affairs	6,774	---	---
Controlled Dangerous Substances	874	100	100
Criminal Disposition	460	---	---
EDA School Construction Recoveries	995	499	499
Forfeiture Funds	---	250	250
General Client Services	38,338	---	---
Legal Services	24,973	---	---
Legalized Games of Chance Control	1,339	1,200	1,200
Miscellaneous Revenue	564	---	---
New Jersey Cemetery Board	203	96	111
New Jersey Emergency Medical Service Helicopter Response Program	---	21,000	---
Pleasure Boat Licenses	2,455	3,000	3,000
Private Employment Agencies	834	258	258
Retired Officer Handgun Permit	235	---	---

**SCHEDULE 1
STATE REVENUES
(thousands of dollars)**

	-----Fiscal Year Ending June 30-----		
	2006 Actual	2007 Estimated	2008 Estimated
Safe and Secure Receipts	221	---	---
Securities Enforcement	51,492	8,994	8,994
State Board of Architects	972	420	450
State Board of Audiology and Speech-Language Pathology Advisory	479	18	270
State Board of Certified Public Accountants	2,581	42	42
State Board of Chiropractors	1,160	90	545
State Board of Cosmetology and Hairstyling	2,003	2,700	970
State Board of Court Reporting	444	9	122
State Board of Dentistry	4,438	210	1,650
State Board of Electrical Contractors	1,904	300	120
State Board of Marriage Counselor Examiners	300	420	93
State Board of Master Plumbers	140	540	45
State Board of Medical Examiners	5,576	6,600	2,710
State Board of Mortuary Science	562	210	225
State Board of Nursing	10,301	2,400	6,450
State Board of Occupational Therapists and Assistants	433	16	24
State Board of Ophthalmic Dispensers and Ophthalmic Technicians	700	12	242
State Board of Optometrists	120	270	18
State Board of Orthotics and Prosthetics	6	25	5
State Board of Pharmacy	1,357	1,260	450
State Board of Physical Therapy	1,197	30	301
State Board of Polysomnography	---	---	50
State Board of Professional Engineers and Land Surveyors	1,840	300	960
State Board of Professional Planners	428	12	215
State Board of Psychological Examiners	147	480	60
State Board of Public Movers and Warehousemen	268	---	---
State Board of Real Estate Appraisers	1,319	51	410
State Board of Respiratory Care	558	10	301
State Board of Social Workers	308	200	120
State Board of Veterinary Medical Examiners	177	270	42
State Police - Fingerprint Fees	13,669	3,694	3,694
State Police - Nuclear Facilities Security Detail	---	1,600	1,600
State Police - Other Licenses	302	227	227
State Police - Private Detective Licenses	493	220	220
State Police Recruit Training	36	---	---
Victim and Witness Advocacy Fund	1,264	---	---
Violent Crime Compensation	8,512	3,930	3,930
Weights and Measures - General	4,607	2,612	2,612
	<u>208,807</u>	<u>69,230</u>	<u>48,240</u>
Department of Military and Veterans' Affairs:			
Miscellaneous Revenue	2,315	---	---
Nuclear Facilities Security Detail	---	2,930	2,930
Soldiers' Homes	32,110	35,526	37,370
	<u>34,425</u>	<u>38,456</u>	<u>40,300</u>
Department of Personnel:			
Examination Fees	2,240	---	---
Human Resource Development Institute	3,176	---	---
	<u>5,416</u>	<u>---</u>	<u>---</u>
Department of the Public Advocate:			
Licenses, Fines, Permits, Penalties and Fees	3	---	---
Office of Dispute Settlement Mediation	105	158	158
Rate Counsel	6,388	7,296	7,296
	<u>6,496</u>	<u>7,454</u>	<u>7,454</u>
Department of State:			
Autism Medical Research	4,541	---	---
Governor's Teaching Scholars Program Loan Repayment	51	91	91
Miscellaneous Revenue	53	120	25
	<u>4,645</u>	<u>211</u>	<u>116</u>

**SCHEDULE 1
STATE REVENUES
(thousands of dollars)**

	-----Fiscal Year Ending June 30-----		
	2006	2007	2008
	Actual	Estimated	Estimated
Department of Transportation:			
Air Safety Fund	1,377	965	965
Applications and Highway Permits	2,700	1,300	1,300
Auto Body Repair Shop Licensing	50	536	50
Autonomous Transportation Authorities	2,291	52,000	24,500
Drunk Driving Fines	338	350	350
Good Driver	80,959	77,450	71,950
Graduated Driver's License	1,364	1,390	1,390
Heavy Duty Diesel Fines	530	500	500
Interest on Purchase of Right of Way	17	5	5
Logo Sign Program Fees	420	300	300
Miscellaneous Revenue	52	---	---
Motor Vehicle Database-Automated Access	48,732	47,500	47,500
Motor Vehicle Fees	113	---	---
Motor Vehicle Inspection Fund	80,347	78,900	77,200
Outdoor Advertising	9,363	5,947	8,512
Parking Offenses	468	450	450
Placarded Railcar	131	---	---
Rental Receipts - Tenant Relocation Program	410	---	---
Salvage Title Program	1,108	1,100	1,100
Special Plate Fees	850	1,000	1,000
Uninsured Motorists Program	5,810	5,700	5,700
	<u>237,430</u>	<u>275,393</u>	<u>242,772</u>
Department of the Treasury:			
Assessment on Real Property Greater Than \$1 Million	86,316	150,000	157,000
Assessments - Cable TV	4,443	4,564	4,564
Assessments - Public Utility	30,679	30,327	30,327
Casino Fines	562	---	---
Coin Operated Telephones	3,984	3,800	3,900
Commercial Recording - Expedited	3,001	2,853	2,853
Commissions (Notary)	1,879	1,800	1,900
Communication Fee - Lottery	71	---	---
Cost Assessment	4,747	---	---
Domestic Security	---	41,000	36,000
Dormitory Safety Trust Fund - Debt Service Recovery	---	5,708	5,698
Enhanced Debt Collection	---	---	47,000
Equipment Leasing Fund - Debt Service Recovery	5,103	4,625	3,480
Escrow Interest - Construction Accounts	82	122	124
Fur Clothing Tax	---	5,000	5,000
General Revenue - Fees (Commercial Recording and UCC)	47,226	49,300	49,300
Higher Education Capital Improvement Fund - Debt Service Recovery	---	15,382	15,388
Hotel/Motel Occupancy Tax	78,949	79,000	79,000
Investment Earnings	90,778	23,000	---
MVC Securitization	125	---	---
Miscellaneous Revenue	2,912	2,200	2,200
NJ Economic Development Authority	2,001	---	---
NJ Public Records Preservation	43,496	59,900	37,100
Non-Pledged Dedicated Cigarette Tax	---	---	43,220
Nuclear Emergency Response Assessment	5,233	5,363	4,266
Public Defender Client Receipts	4,616	4,900	4,900
Public Utility - Customer Specific Tax	372	---	---
Public Utility Fines	1,328	1,200	1,200
Public Utility Gross Receipts and Franchise Taxes (Water/Sewer)	82,202	82,200	82,200
Railroad Tax - Class II	3,479	3,800	3,800
Railroad Tax - Franchise	1,258	1,000	1,000
Sale of Real Property	1,807	---	---
State Disability Benefits Fund	51	---	---
State Lottery Fund	6,600	---	---
Stormwater Management-Combined Sewer Overflow	890	---	---
Surplus Property	1,803	1,800	1,500
Tax Audit Services - Uncollected Revenue Recovery	290	---	---
Tax Referral Cost Recovery Fee	5,996	3,400	5,000
Telephone Assessment	123,788	124,000	124,000
Tire Clean-Up Surcharge	9,970	10,000	10,000
Transitional Energy Facilities Assessment	253,975	221,660	234,221
	<u>910,012</u>	<u>937,904</u>	<u>996,141</u>

**SCHEDULE 1
STATE REVENUES
(thousands of dollars)**

	-----Fiscal Year Ending June 30-----		
	2006 Actual	2007 Estimated	2008 Estimated
Other Sources:			
Miscellaneous Revenue	865	500	500
Interdepartmental Accounts:			
Administration and Investment of Pension and Health Benefit Funds - Recoveries	50,639	25,129	5,185
Employee Maintenance Deductions	300	300	300
Fringe Benefit Recoveries from Colleges and Universities	141,950	144,000	159,777
Fringe Benefit Recoveries from Federal and Other Funds	214,598	237,000	261,616
Fringe Benefit Recoveries from School Districts	38,997	50,900	54,600
Indirect Cost Recoveries - DEP Other Funds	9,675	11,307	10,323
MTF Revenue Fund	87,434	41,500	52,500
Miscellaneous Revenue	1	---	---
Rent of State Building Space	1,975	1,900	1,900
Social Security Recoveries from Federal and Other Funds	59,297	61,610	62,596
Standard Offer Payments - Utilities	1,200	---	---
	<u>606,066</u>	<u>573,646</u>	<u>608,797</u>
Judicial Branch--			
The Judiciary:			
Civil Arbitration Program	2,717	---	---
Court Fees	62,309	64,160	64,160
Miscellaneous Revenue	458	---	---
	<u>65,484</u>	<u>64,160</u>	<u>64,160</u>
<i>Total Miscellaneous Taxes, Fees, and Revenues</i>	<u>3,390,423</u>	<u>2,782,785</u>	<u>2,911,651</u>
Interfund Transfers:			
Beaches and Harbor Fund	23	98	70
Clean Energy Fund	---	---	10,000
Correctional Facilities Construction Fund	25	20	14
Correctional Facilities Construction Fund of 1987	52	39	26
Cultural Centers and Historic Preservation Fund	80	55	100
Developmental Disabilities Waiting List Reduction Fund	847	589	106
Dredging and Containment Facility Fund	348	375	375
Emergency Flood Control Fund	15	15	15
Energy Conservation Fund	12	15	15
Enterprise Zone Assistance Fund	10,160	13,220	14,567
Fund for the Support of Free Public Schools	4,099	5,750	6,050
Garden State Farmland Preservation Trust Fund	1,669	1,764	1,764
Garden State Green Acres Preservation Trust Fund	4,783	5,007	5,007
Garden State Historic Preservation Trust Fund	497	616	616
Hazardous Discharge Fund	8	10	10
Hazardous Discharge Site Cleanup Fund	16,592	14,115	15,196
Housing Assistance Fund	220	287	276
Human Services Facilities Construction Fund	3	---	---
Jobs, Education and Competitiveness Fund	258	252	43
Jobs, Science and Technology Fund	1	---	---
Judiciary Bail Fund	1,319	1,612	1,612
Judiciary Child Support and Paternity Fund	882	547	547
Judiciary Probation Fund	406	469	469
Judiciary Special Civil Fund	104	158	158
Judiciary Superior Court Miscellaneous Fund	231	199	199
Legal Services Fund	10,077	10,410	10,410
Mortgage Assistance Fund	747	828	752
Motor Vehicle Security Responsibility Fund	10	3	3
NJ Bridge Rehab. and Improvement and R.R. Right-of-Way Preservation Fund	263	324	308
Natural Resources Fund	142	135	78
New Home Warranty Security Fund	20,000	---	---
New Jersey Green Acres Fund - 1983	839	850	850
New Jersey Spill Compensation Fund	15,022	15,274	15,232
New Jersey Workforce Development Partnership Fund	13,457	17,426	17,426
Pollution Prevention Fund	1,570	1,497	1,497
Public Purpose Buildings Construction Fund	7	8	8
Public Purpose and Community Based Facilities Construction Fund	180	196	107

**SCHEDULE 1
STATE REVENUES
(thousands of dollars)**

	-----Fiscal Year Ending June 30-----		
	2006 Actual	2007 Estimated	2008 Estimated
Safe Drinking Water Fund	1,646	2,333	2,333
Sanitary Landfill Facility Contingency Fund	---	5,000	---
School Fund Investment Account	3,521	3,809	3,809
Shore Protection Fund	423	598	495
Solid Waste Service Tax Fund	9	9	9
State Disability Benefit Fund	20,769	78,581	103,581
State Land Acquisition and Development Fund	2	10	30
State Lottery Fund	866,982	812,700	848,000
State Lottery Fund - Administration	---	21,818	21,818
State Recreation and Conservation Land Acquisition and Development Fund	29	15	10
State of New Jersey Cash Management Fund	2,539	2,540	2,540
Statewide Transportation and Local Bridge Fund	1,517	1,000	500
Supplemental Workforce Fund for Basic Skills	1,299	2,000	2,000
Tobacco Settlement Fund	12,482	14,746	108,619
Transportation Rehabilitation and Improvement Fund	10	---	---
Unclaimed Personal Property Trust Fund	289,075	311,342	183,600
Unclaimed Utility Deposits Trust Fund	191	248	280
Unemployment Compensation Auxiliary Fund	17,579	22,297	26,297
Universal Services Fund	72,468	72,570	72,570
Wage and Hour Trust Fund	92	75	75
Water Conservation Fund	38	32	32
Water Supply Fund	3,728	4,126	4,126
Worker and Community Right to Know Fund	3,184	3,664	3,664
<i>Total Interfund Transfers</i>	<u>1,402,531</u>	<u>1,451,676</u>	<u>1,488,294</u>
<i>Total State Revenues General Fund</i>	<u>18,198,870</u>	<u>18,823,425</u>	<u>19,073,237</u>
PROPERTY TAX RELIEF FUND			
Gross Income Tax	<u>10,506,565</u>	<u>11,465,000</u>	<u>12,351,000</u>
CASINO CONTROL FUND			
Investment Earnings	400	350	350
License Fees	<u>67,650</u>	<u>75,334</u>	<u>73,689</u>
<i>Total Casino Control Fund</i>	<u>68,050</u>	<u>75,684</u>	<u>74,039</u>
CASINO REVENUE FUND			
Casino Simulcasting Fund	675	550	550
Gross Revenue Tax	413,340	417,274	421,120
Investment Earnings	1,397	2,250	2,250
Other Casino Taxes and Fees	86,885	37,953	29,183
PAAD Recoveries	<u>165,607</u>	---	---
<i>Total Casino Revenue Fund</i>	<u>667,904</u>	<u>458,027</u>	<u>453,103</u>
GUBERNATORIAL ELECTIONS FUND			
Taxpayers' Designations	<u>501</u>	<u>700</u>	<u>700</u>
TOTAL STATE REVENUES	<u>29,441,890</u>	<u>30,822,836</u>	<u>31,952,079</u>

**SCHEDULE 2
OTHER REVENUES
(thousands of dollars)**

	-----Fiscal Year Ending June 30-----		
	2006 Actual	2007 Estimated	2008 Estimated
Dedicated:			
Executive Branch--			
Chief Executive:			
State Authority Review and Oversight	1,302	1,100	900
Department of Agriculture:			
American Veterinary Medical Foundation	---	---	20
Animal Disease Control	---	153	80
Commodity Distribution	1,649	1,501	1,501
Dairy Fee Administration	2	---	100
Development Potential Transfer Bank Administration	---	200	200
Environmental Services	---	250	250
Farmland Preservation Administrative Costs	700	415	---
Food Distribution Assessment	27	15	15
Fruit and Vegetable Grading Service	395	162	162
Future Farmers of America - Student Loans from Department of Education	68	75	75
Garden State Preservation Trust	---	125	670
Horse Breeding and Development Fund	343	380	320
Marketing and Development Services	---	724	724
Nursery Inspection Program	---	289	235
Organic Certification	74	75	75
Plant Pest and Disease Control	---	23	15
Poultry Service	879	810	610
Sire Stakes	4,792	5,000	4,500
Standardbred Breeder Awards	211	240	240
Stormwater Discharge Administration	3	---	174
Wine Promotion Program	116	90	90
Miscellaneous	284	237	212
	<u>9,543</u>	<u>10,764</u>	<u>10,268</u>
Department of Banking and Insurance:			
Individual Health Care Program Assessments	3,936	---	---
Public Adjusters Licensing	---	52	52
Small Employer Health Benefits	371	380	380
Supervision and Examination of Financial Institutions	---	400	400
Miscellaneous	91	64	64
	<u>4,398</u>	<u>896</u>	<u>896</u>
Department of Children and Families:			
Administration and Support Services	33,107	24,573	52,495
Adopt U.S. Kids	43	---	---
Child Protective and Permanency Services	---	1,797	1,852
Criminal History Record Checks	285	120	120
Domestic Violence Victims Fund	622	---	---
Legally Responsible Relatives - Probation Supplement	2,962	2,054	2,054
Old Age Survivors Insurance	1,492	1,492	1,492
	<u>38,511</u>	<u>30,036</u>	<u>58,013</u>
Department of Community Affairs:			
Boarding Home Regulation and Assistance	---	775	775
Comfort Partners Program	1,241	2,482	4,700
Fire Certification Program	12	325	324
Grants to Displaced Homemaker Centers	730	688	688
Historic Preservation License	21	25	25
Housing Code Enforcement	---	4,719	3,604
Housing Opportunities for Persons with AIDS	1,494	1,318	1,318
Housing Services	89,427	75,000	75,000
Lead Hazard Control Assistance Fund	459	708	891
Neighborhood Revitalization Tax Credit	250	250	250
New Home Warranty Program	4,523	4,816	4,816
New Jersey Meadowlands Commission - Operations	---	110	110
New Jersey Meadowlands Tax Sharing Stabilization Fund	---	190	---
Paterson Housing Opportunities for Persons with AIDS Program	483	600	1,003
Prevention of Homelessness	311	293	243
Section 8 Housing Voucher Portability	50	1,600	1,600
Subcontract with the City of Camden - Section 8	383	637	637
Truth in Renting	---	150	150

**SCHEDULE 2
OTHER REVENUES
(thousands of dollars)**

	-----Fiscal Year Ending June 30-----		
	2006	2007	2008
	Actual	Estimated	Estimated
Uniform Construction Code	---	10,442	9,019
Uniform Fire Code	---	10,485	10,153
Universal Services Fund	1,024	3,000	3,000
Miscellaneous	1,374	1,161	1,179
	<u>101,782</u>	<u>119,774</u>	<u>119,485</u>
Department of Corrections:			
Administration and Support Services	24,398	23,497	23,904
Nicholson Foundation Grant - Reentry and Access to Programs	---	71	179
Nicholson Foundation Reentry Grant	37	150	150
Workplace Literacy - Learning Lab Program	211	---	---
Miscellaneous	1,617	---	---
	<u>26,263</u>	<u>23,718</u>	<u>24,233</u>
Department of Education:			
Compliance and Auditing	425	385	610
Early Childhood Compliance Audits	---	307	---
Katzenbach One on One Aides	---	625	750
Katzenbach PLUS Program	636	1,061	1,028
Katzenbach Partnership Programs	---	220	272
Katzenbach Summer Program	---	176	176
Marie H. Katzenbach School for the Deaf - Tuition from Local Boards	8,864	8,610	9,844
Professional Development and Licensure	---	864	1,000
Rental of Vacant Building Space	462	430	440
State Action for Education Leadership Project	200	100	---
Miscellaneous	124	41	41
	<u>10,711</u>	<u>12,819</u>	<u>14,161</u>
Department of Environmental Protection:			
Administrative Costs - Natural Resources Damages	1,608	936	1,305
Administrative Costs Water Supply Bond Act of 1981 - Management	---	94	31
Administrative Costs Water Supply Bond Act of 1981 - Planning and Standards	---	17	25
Administrative Costs Water Supply Bond Act of 1981 - Watershed and Aquifer	---	104	32
Aeroflex Foundation - Kittatinny Valley State Park	55	25	---
Air Pollution Control	---	1,400	2,500
Air Pollution Fines	---	1,500	---
B.L. England Environmental Project Donation	---	1,500	---
Battleship New Jersey Memorial Fund	153	153	153
Battleship New Jersey Tax Check-Off	61	60	60
Drinking Water State Revolving Fund - Capacity Development	367	500	600
Drinking Water State Revolving Fund - Operator Certification	184	500	400
Drinking Water State Revolving Fund - Program Administration	823	800	800
Drinking Water State Revolving Fund - Small System Technical Assistance	604	700	600
Drinking Water State Revolving Fund - Source Water Program Administration	332	800	800
Endangered and Nongame Species Wildlife Fund	184	200	135
Environmental Infrastructure Trust Loan Fund	---	1,200	1,889
Environmental Inspection of Child Care Facilities	---	---	970
Exotic and Nongame Species Inspection Fund	151	132	145
Farley Marina Escrow	550	1,200	1,200
Forest Resource Management Special Revenue	232	250	250
Garden State Preservation Trust	---	364	468
HR-6 Flood Control	1,069	2,000	2,000
Hazardous Discharge Site Cleanup Fund - Responsible Party	---	9,852	10,552
Historic Preservation Fund	40	50	50
Land Use Regulation	---	1,676	2,248
Landscape Irrigation Contractor Certification	63	62	62
Liberty State Park - Central Parking	238	250	300
Liberty State Park License Plates	56	60	60
Low Emission Vehicle Program	118	125	125
Mammography Quality Standards Act	262	300	310
Marina Rentals	---	485	500
New Jersey Shade Tree and Community Forestry Program	159	160	160
New Jersey Waterfowl Stamp Act	313	100	100
Nuclear Emergency Response	---	---	1,069
Office of Dredging and Sediment Technology	---	251	228
Ohio Edison Settlement for Environmentally Beneficial Projects	670	---	---
Oil Spill Prevention	---	1,490	1,227

**SCHEDULE 2
OTHER REVENUES
(thousands of dollars)**

	-----Fiscal Year Ending June 30-----		
	2006	2007	2008
	Actual	Estimated	Estimated
Oyster Cultch Fund	79	90	90
PSE&G Fossil LLC	936	---	---
Palisades Interstate Park Commission (PIPC) - Court Fund Revenue	---	1,190	802
Palisades Interstate Park Commission (PIPC) - Gas Station Revenue	---	2,413	2,403
Palisades Interstate Park Commission (PIPC) - Operating Fund Revenue	---	844	840
Parks Management Fees	---	1,100	1,400
Parks Management Revolving Fund	1,288	1,250	1,250
Pinelands Preservation	120	67	65
Pollution Prevention	---	289	607
Private Dredging Disposal	187	200	200
Private Well Testing	599	800	800
Remediation Management and Response	---	6,854	6,593
Safe Drinking Water Fund	---	---	489
Sedge Island	31	20	25
Shellfish Enforcement	176	129	120
Shellfish Management	68	60	50
Shore Protection Fund Projects	678	5,000	3,300
Shore Protection License Plates	717	900	900
Skylands Manor	245	240	250
Solid Waste Utility Regulation Excess Receipts	---	1,300	1,300
Spring Meadow Golf Course	955	960	960
State Public Water System Supervision Program	769	1,100	1,250
State Revolving Fund - Administrative Costs	2,119	1,431	1,432
Tidelands Peak Demands	---	2,889	2,595
UMDNJ Radiation Preparedness	70	70	60
Urban Forest Energy Efficiency Initiative	1,544	4,000	4,000
Water Allocation	---	2,747	2,747
Water Pollution Control	---	1,560	1,450
Well Permits, Well Driller, Pump Installer Licenses	---	---	1,300
Wind Power Feasibility Study	---	---	2,000
Worker and Community Right to Know Act	---	316	524
Miscellaneous	638	461	435
	<u>19,511</u>	<u>67,576</u>	<u>71,591</u>
Department of Health and Senior Services:			
AIDS Drug Distribution Program Rebates	32,294	23,500	25,000
Administrative Overhead - Non State Program	1,230	1,300	1,400
Animal Population Control Program - License	278	300	270
Blueprint for Health Aging in New Jersey	---	14	---
Brain Injury Research Fund	4,517	3,600	3,600
Certificate of Need Program	1,309	537	537
Child Care / School Certification Program	---	---	1,500
Clinical Laboratory Improvement Services	313	350	350
Early Intervention Program (EIP) Copays	---	3,100	6,000
Electronic Death Registration Support Fund	619	600	600
Emergency Medical Services	41	79	79
Emergency Medical Services for Children	---	150	150
Emergency Medical Technician Training Fund	114	1,800	1,800
Estrogen, Diet, Genetics, and Endometrial Cancer	41	100	100
Evaluation of California Initiatives to Reduce Violence in Health Care Setting	63	195	---
First Response Emergency Medical Technician Cardiac Training Program	89	125	125
Health Care Cost Reduction Fund	33,649	40,000	40,000
Health Care Planning	8,127	7,000	7,200
Health Literacy/Cultural Competency Program	21	---	---
Live Long Live Well	19	150	150
New Jersey Emergency Medical Services Helicopter Response Program	---	2,858	2,858
New Jersey Turnpike Authority / Garden State Parkway Food Inspections	124	237	247
Newborn Screening, Follow-up, and Treatment	3,363	3,306	3,306
Nursing Home Provider Assessment Fee	135,203	135,374	136,000
Office of the Public Guardian	821	800	825
Ovarian Cancer Study	27	82	125
Paterson AIDS Drug Distribution Program	65	---	---
Rabies Control Program	487	475	475
Race and Risk Factors for Early / Aggressive Breast Cancer	60	---	275
Statewide Expansion of HealthEASE	---	60	---
Wholesale Drug Program	---	---	300
Women, Infants, and Children (WIC) Rebates	35,194	30,000	40,000

**SCHEDULE 2
OTHER REVENUES
(thousands of dollars)**

	-----Fiscal Year Ending June 30-----		
	2006 Actual	2007 Estimated	2008 Estimated
Worker and Community Right to Know	---	699	764
Miscellaneous	6,703	9,238	6,345
	<u>264,771</u>	<u>266,029</u>	<u>280,381</u>
Department of Human Services:			
Administration and Support Services	17,828	5,819	5,036
Alcohol Education Rehabilitation and Enforcement Fund	1,694	2,344	2,344
Alcohol Treatment Fund Program	7,500	7,500	7,500
Catastrophic Illness in Children Relief Fund	1,147	1,041	1,067
Catastrophic Illness in Children Trust Fund - Grants-In-Aid	6,503	---	---
Children's Trust Fund	--201	519	519
Client Copayments - Developmental Disabilities	40,969	38,630	38,630
Drug Enforcement Demand Reduction Fund	---	350	350
Licensing Fees	228	---	---
Management and Administrative Services	---	475	475
Mental Health Contract Fees	347	316	324
NJ KidCare	60,595	72,806	70,864
New Jersey Health Care Hospital Payments	595,962	545,961	545,961
New Jersey Health Initiative - Robert Wood Johnson	---	290	---
New Jersey Ramps Project	100	---	---
Olmstead Grant	20	---	---
Partnership for a Drug Free New Jersey	---	1,000	1,000
Personal Needs Allowance	---	600	---
Racing Commission Funds for Compulsive Gambling Treatment	200	200	200
SSA Reimbursement to Enhance Vocational Rehabilitation	157	300	300
Traumatic Brain Injury	3,848	---	---
Universal Services Fund	2,220	---	---
Work First New Jersey Support Services	10,000	20,000	20,000
Work First New Jersey Technology Investment - Child Support Incentives	7,484	12,502	12,502
Miscellaneous	114	85	---
	<u>756,715</u>	<u>710,738</u>	<u>707,072</u>
Department of Labor and Workforce Development:			
Division of Workers Compensation Uninsured Employers	2,161	2,270	2,384
Enforcement of Workplace Standards - Receipts	---	5,234	5,757
Health Care Tax Collection	5,243	---	---
Private Disability Insurance Plan	---	1,280	1,280
Public Works Contractor Registration	---	1,756	1,932
Reengineering Study - State Disability Insurance Plan	---	---	1,000
Reimbursement to Unemployment Insurance for Joint Tax Functions	---	4,700	4,900
Special Compensation Fund	135,441	140,530	145,530
State Disability Insurance Plan	---	4,150	4,100
State School Construction	1,383	---	---
Unemployment Insurance Program - Collection Activities	---	---	2,000
Urban Enterprise Zones - Employer Rebate Awards	111	---	---
Work First New Jersey Work Activities	---	25,500	25,500
Workers' Compensation	---	7,681	8,017
Workforce Development Partnership - Counselors	---	412	412
Workforce Development Partnership Program	---	1,742	1,742
Workforce Literacy and Basic Skills Program	---	276	276
Miscellaneous	28	---	---
	<u>144,367</u>	<u>195,531</u>	<u>204,830</u>
Department of Law and Public Safety:			
Anti-Drug Profiteering	3	---	---
Atlantic County Detention Center	1,890	2,210	2,210
Backstretch Benevolence	172	210	210
Body Armor Replacement Fund - Administrative Costs	75	75	75
Charity Racing Day for the Developmentally Disabled	77	60	60
Claims - Victims of Crime	---	4,600	4,600
Commercial Vehicle Enforcement Program	---	10,287	12,055
Commissions Award Program	2,121	2,500	2,500
Consumer Affairs	322	275	275
Consumer Affairs Charitable Registrations Program	---	1,019	1,019
Consumer Affairs Legalized Games of Chance	---	100	100
Consumer Affairs Weights and Measures Program	---	1,900	1,900
Controlled Dangerous Substance Registration Program	---	775	775

**SCHEDULE 2
OTHER REVENUES
(thousands of dollars)**

	-----Fiscal Year Ending June 30-----		
	2006	2007	2008
	Actual	Estimated	Estimated
Criminal Disposition and Revenue Collection Fund	---	460	460
Criminal Justice Cost Recovery	---	162	162
Department of Transportation - State Police Construction Detail	---	6,978	8,480
Division of Consumer Affairs - Appropriated Receipts	---	7,649	7,649
Drunk Driving Enforcement Fund - MVC Reimbursement	97	---	---
Election Law Enforcement	7	130	130
FBI Mitochondrial DNA Testing	772	861	861
Fines Account - Miscellaneous Settlements	70	80	80
Forfeiture Program	4,644	2,655	2,655
Gubernatorial Public Finance Program	730	---	---
Insurance Fraud Operations	27,904	29,771	29,771
Investigative Unit	683	740	740
Juvenile Detention Alternatives - Annie E. Casey Foundation	200	---	---
Law Enforcement Officers Training and Equipment Fund	750	750	750
Lobbying Annual Fees	---	351	351
Medical Examiner Services	8,333	9,055	9,508
New Jersey Emergency Medical Service Helicopter Program	---	5,691	5,691
New Jersey Expressway Authority	5,709	7,411	7,685
New Jersey Parkway Authority	26,891	30,825	33,350
New Jersey Turnpike Authority	27,052	30,917	32,180
Noncriminal Records Checks	---	14,101	9,967
Northeast Hazardous Waste Project-Resource Conservation and Recovery Act	131	274	131
Office of Homeland Security and Preparedness	---	7,200	7,200
Pari-Mutuel Racing in Accordance with N.J.S.A. 5:5-37	738	790	790
Pre-Race Blood Testing and Chemical Testing Program	3,514	3,069	3,069
Private Employment Agencies	---	520	520
Racing Officials	1,380	1,128	1,128
Regulation of Alcoholic Beverages	---	5,551	5,551
Regulation of Racing Activities	3,088	2,225	2,225
Retired Officers Handgun Permits	---	215	---
Safe and Secure Neighborhoods Program	8,056	7,100	7,898
Securities Enforcement Fund	---	4,006	4,006
Security Officer Registration Account	---	107	105
Sexual Assault Nurse Examiner Program	76	---	76
State Athletic Control	654	500	500
State Facilities Education Act (SFEA)	30,956	38,447	36,930
State Forensic Laboratory Fund Program	1,069	800	1,000
State Police Central Lab Operations	---	986	1,016
State Police DNA Laboratory Enhancement	9,088	8,200	8,200
State Police Equine Lab Unit	---	1,426	1,177
State Police Private Detective Receipts	---	230	---
State Police Purchase and Maintenance of Law Enforcement Helicopters	---	---	25,647
State Police Recruit Training	---	77	8,585
State Veterinarians New Jersey Racing Commission	686	763	763
Vehicle Rental Surcharge State Police Salaries	---	13,855	11,155
Victim and Witness Advocacy Fund	---	1,252	1,252
Miscellaneous	2,986	2,400	2,400
	<u>170,924</u>	<u>273,719</u>	<u>307,573</u>
Department of Military and Veterans' Affairs:			
Burial Services	---	500	490
Distance Learning Center	14	15	15
New Jersey National Guard Support Services	---	1,100	1,300
Transitional Housing	---	550	590
World War II Memorial Dedications	45	---	---
Miscellaneous	64	25	25
	<u>123</u>	<u>2,190</u>	<u>2,420</u>
Department of Personnel:			
Human Resource Development Institute	---	1,900	1,900
State and Local Government Operations	---	1,300	1,300
	<u>---</u>	<u>3,200</u>	<u>3,200</u>

**SCHEDULE 2
OTHER REVENUES
(thousands of dollars)**

	-----Fiscal Year Ending June 30-----		
	2006 Actual	2007 Estimated	2008 Estimated
Department of the Public Advocate:			
New Home Owner's Warranty	226	251	251
Rate Counsel - Insurance	---	1,124	1,124
Residential Warranty Corporation	144	158	158
	<u>370</u>	<u>1,533</u>	<u>1,533</u>
Department of State:			
Americorps - Homeland Security Match	9	---	---
Extraordinary Programming	75	400	400
GEAR UP Algebra Institute	19	---	---
Governor's School Donations	1,430	---	---
Law Enforcement Officers Memorial Fund	156	325	325
Leasing of Space on NJN Transmitter Towers	987	1,050	1,100
NJBEST Administration and Scholarships	---	486	585
NJN - TV Food Network/Time Warner Capital Project	1,771	1,200	1,300
New Jersey College Loans to Assist State Students (NJCLASS)	6,100	5,162	5,616
New Jersey Workforce Development Coalition Initiative	648	621	870
New Jersey World Trade Center Scholarship Program	---	100	100
Office of Faith Based Initiatives - Substance Abuse and Mental Health Services	28	---	---
Office of Faith Based Initiatives Donations	48	---	---
Primary Care Physician/Dentist Loan Redemption Program	2,000	2,000	2,000
Public Broadcasting Services	8,154	7,999	8,337
Records Management	1,100	---	---
Rental of NJN Studio and Production Facilities	1,623	2,050	1,950
Sale or Rental of NJN Productions	122	100	100
Student Loan Expense Reimbursement Program for Obstetrician/Gynecologists	806	---	---
War Memorial	478	527	527
Miscellaneous	682	339	330
	<u>26,236</u>	<u>22,359</u>	<u>23,540</u>
Department of Transportation:			
Applications and Highway Permits	---	1,400	1,400
Commercial Vehicle Enforcement Program	12,085	---	---
Cost of "Cause" Plates	590	---	---
County and Other Shared Projects	24,184	---	---
Greenwood Lake Airport	33	---	---
Highway Safety Fund	2,129	---	---
In-Terminal School Bus Inspection Program	1,303	1,150	1,150
Logo Sign Program	---	120	120
Motor Vehicle Services	263,675	273,295	268,834
Motorbus Regulation	697	750	750
Motorcycle Safety Education Fund	456	538	383
NJ Board of Pilot Commissioners	637	590	590
NJ Medical Service Helicopter Response Act	8,822	---	---
National Motor Vehicle Title Information System	300	---	---
Office of Maritime Resources	2,401	2,500	2,500
Outdoor Advertising Program	---	830	830
Placarded Railcar Program	---	90	85
Rental Receipts, Tenant Relocation Program	---	400	400
Security Responsibility	14,044	14,040	14,321
	<u>331,356</u>	<u>295,703</u>	<u>291,363</u>
Department of the Treasury:			
Annual Licensing Fee - Office of Administrative Law Publications	620	633	633
Business Services Bureau	---	148	148
Capital City Redevelopment Corporation	83	200	200
Clean Energy Program	637	820	1,300
Division of Developmental Disabilities Community Placement and Services	46,354	45,000	45,000
Domestic Security	23,352	18,500	23,500
Drug Abuse Education Fund	696	600	600
Economic Recovery Fund	17,607	19,608	19,608
Energy Tax Receipts	788,492	788,492	788,492
Governor's Council on Alcoholism and Drug Abuse	16,126	15,300	15,300
Judicial Hearings Receipts	3,442	3,844	3,844
Management of DEP Properties	---	500	500
Management of State Investments	---	---	8,687
New Jersey Fair and Clean Elections Fund	76	---	---

**SCHEDULE 2
OTHER REVENUES
(thousands of dollars)**

	-----Fiscal Year Ending June 30-----		
	2006	2007	2008
	Actual	Estimated	Estimated
New Jersey Public Records Preservation	22,127	1,000	25,700
Nextel Rebanding	366	---	---
Office of Management and Budget	26,387	9,042	9,042
Ombudsman	---	380	451
Other Capital Building Services	2,422	2,420	2,420
Other Distributed Taxes	4,090	3,363	3,363
PSEG/Exelon Merger	3,596	---	---
Pensions and Benefits	---	33,257	33,772
Prequalification Fees	---	125	125
Property Management and Construction - Property Management Services	318	320	320
Public Finance Activities	---	700	700
Real Property Leasing Out Program	---	380	380
Royalties - Office of Administrative Law Publications	178	270	270
Small Business Registration	---	450	450
State Pension System Audit	---	225	225
State Technology Advancement Collaborative	275	---	---
Taxation Compliance and Enforcement Activities	---	4,500	4,500
Third Party Subrogation - Property Damage	---	500	500
Unclaimed Property Trust Fund	6,492	6,920	6,920
Universal Service Fund Program Evaluation	198	---	---
Urban Enterprise Zone (UEZ) Authority Administrative Expenses	2,202	3,632	3,632
Vendor Surcharge Collection - Motor Vehicle Commission	12,000	12,000	12,000
Miscellaneous	146	339	339
	<u>978,282</u>	<u>973,468</u>	<u>1,012,921</u>
Interdepartmental Accounts--			
911 Memorial Donations	7,001	---	---
Petroleum Overcharge Reimbursement Fund	---	---	3,500
	<u>7,001</u>	<u>---</u>	<u>3,500</u>
Judicial Branch--			
The Judiciary:			
Automated Traffic System for Municipal Courts	25,887	21,000	23,000
Civil Courts	531	756	760
Comprehensive Enforcement Program	2,859	2,400	2,700
Court Adult Probation System	532	500	500
Court Technology Improvement Fund	12,433	12,700	12,300
Electronic Access To Court Records	2,042	408	1,000
Family Courts	422	400	400
Information Services	419	516	516
Special Civil Part Certified Mailers	2,350	1,450	2,000
Supreme Court	12,202	14,747	16,032
Miscellaneous	1,091	6	15
	<u>60,768</u>	<u>54,883</u>	<u>59,223</u>
<i>Total Dedicated</i>	<u>2,952,934</u>	<u>3,066,036</u>	<u>3,197,103</u>
Federal:			
Executive Branch--			
Department of Agriculture:			
Asian Longhorned Beetle Monitoring	3,200	3,000	3,000
Child Care	49,802	68,076	70,750
Child Nutrition - School Breakfast	35,663	46,200	48,000
Child Nutrition - School Lunch	151,058	174,300	180,000
Child Nutrition - Special Milk	1,005	1,600	1,800
Child Nutrition - Summer Programs	7,060	10,347	10,728
Child Nutrition Administration	2,787	4,100	4,340
Cooperative Gypsy Moth Suppression	371	750	750
Farm Risk Management Education Program	396	272	272
Farmland Preservation	7,769	9,429	4,525
Fish Inspection Service	104	125	125
Food Stamp - Temporary Emergency Food Assistance Program (TEFAP)	1,348	1,550	1,550

**SCHEDULE 2
OTHER REVENUES
(thousands of dollars)**

	-----Fiscal Year Ending June 30-----		
	2006	2007	2008
	Actual	Estimated	Estimated
Indemnities - Avian Influenza	---	400	397
National Animal Identification Infrastructure	123	92	109
Team Nutrition Training	159	225	200
Various Federal Programs and Accruals	-13,199	1,802	1,308
	<hr/>	<hr/>	<hr/>
	247,646	322,268	327,854
Department of Children and Families:			
Restricted Federal Grants	9,557	9,823	10,327
Social Services Block Grant	48,350	51,627	51,685
Title IV-B Child Welfare Services	5,949	5,500	5,500
Title IV-E Foster Care	91,746	127,680	99,223
Title XIX Child Residential	41,156	75,175	75,822
	<hr/>	<hr/>	<hr/>
	196,758	269,805	242,557
Department of Community Affairs:			
Community Services Block Grant	16,280	17,023	17,023
Emergency Shelter Grants Program	870	1,520	1,570
Fair Housing Initiatives Grant	---	93	93
Lead-Based Paint Abatement in Low and Moderate Income Housing	343	3,000	3,000
Low Income Home Energy Assistance Program	---	78,324	78,324
Moderate Rehabilitation Housing Assistance	11,236	12,162	11,679
National Affordable Housing - HOME Investment Partnerships	12,447	7,890	7,611
National Fire Academy Training Program	---	28	28
Section 8 Housing Voucher Program	171,203	173,200	174,250
Shelter Plus Care Program	994	4,500	6,961
Small Cities Block Grant Program	8,710	8,360	8,360
Transitional Housing - Homeless	108	136	136
Weatherization Assistance Program	3,246	5,126	5,169
Various Federal Programs and Accruals	-8,976	---	---
	<hr/>	<hr/>	<hr/>
	216,461	311,362	314,204
Department of Corrections:			
Body Alarms Justice Technology Grant	---	500	---
Crime Prevention Funding	---	300	---
Crime and Justice Research	---	219	---
DOE Grant-Life Skills for State and Local Prisoners	---	426	---
Gang Awareness and Prevention Program: Field Initiated Demo Program Grant	---	296	296
Justice and Mental Health Collaboration	---	50	50
National Institute of Justice Grant for Corrections Research-Escape Study	---	130	57
National Institute of Justice Grant for Corrections Research-Megan's Law Study	---	39	---
Prison Rape Elimination Grant	176	---	244
Prisoner Reentry Initiative Grant-Atlantic County	---	450	---
Prisoner Reentry Initiative Grant-Camden County	---	---	431
Prisoner Reentry Initiative Grant-Essex County	---	450	---
Project In-Side	512	1,284	1,310
Promoting Responsible Fatherhood	---	335	339
Serious and Violent Offender Reentry Initiative	732	---	---
State Criminal Alien Assistance Program	3,472	5,000	4,000
Weed and Seed Communities	---	175	---
Various Federal Programs and Accruals	336	110	110
	<hr/>	<hr/>	<hr/>
	5,228	9,764	6,837
Department of Education:			
21st Century Schools	20,987	19,898	19,630
AIDS Prevention Education	237	247	248
Adult Basic Education - Administration/Discretionary	1	62	20
Bilingual and Compensatory Education - Homeless Children and Youth	1,364	1,290	1,290
Byrd Scholarship Program	1,147	1,200	1,200
Character Education Partnership	477	672	702
Drug-Free Schools and Communities - Administration	2,793	1,650	1,650
Drug-Free Schools and Communities - Discretionary	7,307	6,600	6,600
Enhancing Education Thru Technology	11,337	5,381	5,381
Even Start Family Literacy Grant - Discretionary	4,269	2,071	1,784
Hurricane Relief	374	---	---
Improving America's Schools Act - Consolidated Administration	5,048	4,600	4,600
Individuals with Disabilities Education Act Basic State Grant	331,596	333,161	347,784

**SCHEDULE 2
OTHER REVENUES
(thousands of dollars)**

	-----Fiscal Year Ending June 30-----		
	2006	2007	2008
	Actual	Estimated	Estimated
Individuals with Disabilities Education Act Preschool Grants	12,202	11,526	11,515
Language Acquisition State Grants	20,092	21,530	16,790
Mathematics and Science Partnerships Grants	2,585	3,013	3,013
Migrant Education - Administration/Discretionary	2,150	2,117	2,117
Public Charter Schools	3,546	6,010	4,256
Refugee Children School Impact Program	589	---	---
School Renovation Grants	74	---	---
State Assessments	8,304	10,001	9,982
State Data Grants	290	484	---
State Grants for Improving Teacher Quality	64,969	64,447	63,800
State Improvement Grant - Administration	1,269	1,273	---
Step Up - Teacher Recruitment	471	1,098	1,086
Title I - Comprehensive School Reform	6,039	---	---
Title I - Grants to Local Educational Agencies	261,837	263,753	263,753
Title I - Part D, Neglected and Delinquent	2,235	2,624	2,713
Title I - Reading First State Grant	18,957	17,866	17,866
Title V - Innovative Program Strategies	5,160	2,859	2,921
Vocational Education - Basic Grants - Administration	23,504	24,860	24,855
Vocational Education Technical Preparation	2,424	2,263	2,263
Various Federal Programs and Accruals	3,881	1,454	1,342
	<u>827,515</u>	<u>814,010</u>	<u>819,161</u>
Department of Environmental Protection:			
Air Pollution Maintenance Program	6,531	9,967	6,500
Artificial Reef Program - PSE&G/NJPDES Permit Fees	723	825	825
Asian Longhorned Beetle Project	128	2,300	2,300
Assessing New Jersey's Bays	7	100	100
Assistance to Firefighters - Wildfire and Arson Prevention	53	200	200
Atlantic Coastal Cooperative Program	31	200	250
Atlantic Coastal Fisheries	186	300	300
Avian Influenza	---	100	100
Beach Monitoring and Notification	315	300	300
Bio-Characterization of Commercial Fish	---	---	85
BioWatch Monitoring	15	500	750
Boat Access (Fish and Wildlife)	---	1,000	1,000
Brownfields	490	2,000	2,000
Chronic Wasting Disease	---	---	150
Clean Lakes Program	---	500	500
Clean Vessels	650	1,000	1,000
Coastal Estuarine Land Program	1,979	6,000	6,000
Coastal Zone Management Implementation	3,557	3,400	3,400
Community Assistance Program	200	200	235
Consolidated Forest Management	194	1,070	1,080
Construction Grants Program	---	44,035	40,000
Defensible Space	160	400	400
Endangered Species	60	75	75
Endangered and Nongame Species Program State Wildlife Grants	1,075	1,500	1,065
Firewise in the Pines	---	200	200
Fish and Wildlife Health	49	150	150
Forest Legacy	2,717	10,040	10,040
Forest Resource Management - Cooperative Forest Fire Control	395	1,725	1,700
Grassland Habitat Project	26	200	200
Gypsy Moth Suppression	---	100	150
Hazardous Waste - Resource Conservation Recovery Act	5,001	4,895	4,895
Historic Preservation Survey and Planning	685	950	950
Hunters' and Anglers' License Fund	3,507	5,925	6,475
Investigation and Management of Nongame Freshwater Fisheries Resources	28	150	150
Land and Water Conservation Fund	---	5,000	10,000
Lower Cohansey Watershed	---	1,000	1,000
Marine Fisheries Investigation and Management	737	1,150	1,365
Multimedia	632	750	750
NJ Field Office Bog Turtle Cooperative Agreement	---	50	50
NJ Landowner Incentive	378	1,880	1,180
National Coastal Wetlands Conservation	211	2,215	2,000
National Dam Safety Program (FEMA)	87	90	90
National Geologic Mapping Program	115	200	200
National Pollutant Discharge Elimination System Implementation Support Program	1,046	600	400

**SCHEDULE 2
OTHER REVENUES
(thousands of dollars)**

	-----Fiscal Year Ending June 30-----		
	2006 Actual	2007 Estimated	2008 Estimated
National Recreational Trails	413	1,500	1,700
Non-Point Source Implementation (319H)	5,127	4,000	4,000
Northern Bobwhite Evaluation in New Jersey	44	125	---
Offshore Beach Replenishment	72	150	150
Particulate Monitoring Grant	---	1,500	1,000
Pesticide Technology	630	670	550
Pinelands Grant - Acquisition	---	6,000	6,000
Preliminary Assessments/Site Inspections	1,124	1,500	1,500
Radon Program	480	500	500
Rare Wildlife Strategy Implementation	---	---	1,500
Regional Climate and Fire Damage Modeling - Pinelands	132	---	---
Regional Environmental Monitoring and Assessment Program Benthic Indicators	---	400	400
Safe Drinking Water Act	2,947	22,200	22,200
Shortnose Sturgeon Research	44	150	150
Southern Pine Beetle	15	100	100
State Recreational Trails	---	11,505	8,825
State Wetlands Conservation Plan	168	1,017	250
State Wildlife Grant Projects	---	1,500	1,000
State and EPA Data Management Grant	1,045	2,300	2,300
Superfund Grants	3,768	30,450	30,450
US Army Corps of Engineers Beachnesters	---	80	80
Underground Storage Tanks	1,525	2,055	2,055
Urban Community Air Toxics Program	69	700	700
Voluntary Cleanup Site Specific	191	---	---
Water Monitoring and Planning	1,874	547	500
Water Pollution Control Program	3,994	4,025	4,025
Wildland and Urban Interface II	---	100	100
Wildlife Education	36	285	---
Wildlife Habitat Incentives (WHIP)	25	---	150
Wildlife Management Area Planning	132	300	300
Various Federal Programs and Accruals	-10,918	1,465	770
	<u>44,905</u>	<u>208,366</u>	<u>201,815</u>
Department of Health and Senior Services:			
Abstinence Education - Family Health Services (FHS)	817	1,122	1,122
Aging and Disability Resource Center Grant	143	---	---
Asthma Surveillance and Coalition Building	421	457	457
Asthma and Hazardous Substances Applied Research	18	108	250
Bioterrorism Hospital Emergency Preparedness	20,300	13,600	13,600
Birth Defects Surveillance Program	109	250	268
Breastfeeding Peer Counseling	315	300	300
Childhood Lead Poisoning	1,131	1,422	1,400
Chronic Disease Prevention and Health Promotion - Family Health Services	258	1,011	750
Chronic Disease Prevention and Health Promotion Programs - Public Health	1,400	1,912	1,900
Clinical Laboratory Improvement Amendments Program	190	450	473
Comprehensive AIDS Resources Grant	52,710	55,000	55,000
Core Injury Prevention and Control Program	---	280	300
Demonstration Program to Conduct Health Assessments	542	600	627
Early Hearing Detection and Intervention (EHDI) Tracking, Research	123	334	334
Early Intervention for Infants and Toddlers with Disabilities (Part H)	13,208	13,000	13,000
Eliminating Disparities in Perinatal Health	348	500	500
Emergency Medical Services for Children (EMSC) Partnership Grants	25	115	115
Emergency Preparedness For Bioterrorism	26,922	31,000	28,690
Empowering Older People to Take More Control of Their Health	---	193	---
Enhanced HIV/AIDS Surveillance-Perinatal	---	223	156
Environmental Tools for Dementia Care	2	---	150
Exposure - Tremolite Asbestos - Vermiculite	114	115	115
Family Planning Program - Title X	3,047	4,200	4,200
Federal Lead Abatement Program	171	498	467
Food Inspection	428	440	432
Fundamental and Expanded Occupational Health	50	250	250
HIV/AIDS Events W/O Care in NJ	---	323	305
HIV/AIDS Prevention and Education Grant	13,482	17,999	18,000
HIV/AIDS Surveillance Grant	3,680	4,713	3,614
Housing Opportunities For Persons With AIDS	2,775	2,828	2,828
Housing Opportunities for Incarcerated Persons with AIDS	530	1,763	1,763
Immunization Project	6,258	19,727	7,703

**SCHEDULE 2
OTHER REVENUES
(thousands of dollars)**

	-----Fiscal Year Ending June 30-----		
	2006 Actual	2007 Estimated	2008 Estimated
Lead Training and Certification Enforcement Program	73	81	83
Maternal and Child Health (MCH) Early Childhood Comprehensive System	110	140	140
Maternal and Child Health Block Grant	16,466	13,000	13,000
Medicare/Medicaid Inspections of Nursing Facilities	8,327	16,660	16,472
Minority AIDS Demo	---	150	150
Morbidity and Mortality Review Program	146	150	150
Morbidity and Risk Behavior Surveillance	514	600	520
National Cancer Prevention and Control - Public Health	5,335	6,574	6,574
National Family Caregiver Program	4,823	5,200	5,200
New Jersey Ease for Caregivers - Building Support Systems	45	---	---
New Jersey's Reducing Health Disparities Initiative	---	160	160
Nurse Aide Certification Program	---	1,000	1,000
Nursing Facilities Transition Grant	168	600	600
Older Americans Act - Title III	29,119	34,480	34,500
Pediatric AIDS Health Care Demonstration Project	2,141	2,850	2,850
Pregnancy Risk Assessment Monitoring System	73	750	750
Preventative Health and Health Services Block Grant	3,657	3,998	4,014
Public Employees Occupational Safety and Health - State Plan	---	---	900
Rape Prevention and Education Program	142	1,234	1,234
Research on Ecology of Lyme Disease in US	286	325	325
Senior Farmers Market Nutrition Program	552	1,000	1,000
State Pharmacy Assistance Program Payments - Federally Funded Grant	10,591	3,747	---
Supplemental Food Program - Women, Infants, and Children (WIC)	90,587	100,000	120,000
Surveillance, Epidemiology and End Results (SEER)	665	1,201	1,200
Traumatic Brain Injury Surveillance	70	105	105
Tuberculosis Control Program	4,635	6,000	6,095
United States Department of Agriculture (USDA) Older Americans Act - Title III	3,423	3,900	3,900
Universal Newborn Hearing Screening	216	250	250
Venereal Disease Project	3,470	3,882	3,882
Vital Statistics Component	914	1,100	1,100
West Nile Virus - Laboratory	---	190	100
West Nile Virus - Public Health	921	2,060	2,135
Women, Infants, and Children (WIC) Farmer's Market Nutrition Program	1,141	2,369	2,600
Various Federal Programs and Accruals	1,344	5,937	6,178
	<u>339,471</u>	<u>394,426</u>	<u>396,236</u>
Department of Human Services:			
Access to Recovery	---	4,049	4,049
Block Grant Mental Health Services	17,633	12,013	12,005
Child Care Block Grant	104,615	119,281	115,220
Child Support Enforcement Program	135,966	168,597	176,799
Community Based Residential Program Grant	377	1,000	1,000
Crisis Counseling - Hurricane Katrina	33	---	---
Developmental Disabilities Council	1,477	1,598	1,601
Federal Independent Living	1,120	1,153	1,153
Food Stamp Program	88,817	102,836	104,066
Foster Grandparents Program	1,023	1,127	1,141
Low Income Energy Assistance Block Grant	98,009	---	---
Projects for Assistance in Transition from Homelessness (PATH)	1,925	1,922	1,926
Quality Assurance in Home and Community Services	37	---	---
Refugee Resettlement Program	2,968	5,872	5,622
State Data Infrastructure Project	49	---	---
Substance Abuse Block Grant	48,948	51,882	51,882
Temporary Assistance to Needy Families Block Grant	490,512	456,723	450,458
Title XIX Community Care Waiver	380,149	268,775	273,410
Title XIX ICF/MR	301,019	314,562	330,505
Title XIX Medical Assistance	3,489,526	3,720,108	3,683,336
Title XX Urban Empowerment Zone	760	---	---
Title XXI Children's Health Insurance Program	224,473	261,435	276,928
Vocational Rehabilitation Act, Section 120	10,268	10,961	11,117
Various Federal Programs and Accruals	-129,535	7,393	7,517
	<u>5,270,169</u>	<u>5,511,287</u>	<u>5,509,735</u>
Department of Labor and Workforce Development:			
Adult and Continuing Education - Workforce Investment Act	16,107	18,162	21,061
Comprehensive Services for Independent Living	90	1,012	600
Current Employment Statistics	2,592	2,764	2,978

**SCHEDULE 2
OTHER REVENUES
(thousands of dollars)**

	-----Fiscal Year Ending June 30-----		
	2006	2007	2008
	Actual	Estimated	Estimated
Disability Determination Services	48,556	49,176	52,000
Disabled Veterans' Outreach Program	2,371	2,900	2,900
Employment Services	26,924	25,902	26,100
Employment Services - One-Stop Shopping	277	325	350
Employment Services Cost Reimbursable Grants - Migrant Housing	---	50	50
Employment Services Grants - Alien Labor Certification	102	2,403	2,403
Employment Services Reemployment Services	1,405	1,100	1,100
Federal Public Employees Occupational Safety and Health Act	2,178	1,942	2,100
Local Veterans' Employment Representatives	1,236	1,528	1,700
National Council on Aging - Senior Community Services Employment Project	2,490	3,014	3,020
Occupational Informational Coordinating Program	203	175	175
Occupational Safety Health Act - On-Site Consultation	1,644	2,103	2,200
Occupational Safety and Health Administration Data Collection Survey	---	74	74
Old Age and Survivor Insurance Disability Determination Services	8	1,000	1,000
One Stop Labor Market Information	1,113	940	1,068
Redesigned Occupational Safety and Health (ROSH)	253	233	269
Rehabilitation of Supplemental Security Income Beneficiaries	330	2,000	2,000
Supported Employment	804	975	975
Technical Assistance Training	58	1,700	1,700
Technology Related Assistance Project	270	350	400
Trade Adjustment Assistance Project	2,126	4,121	4,200
Unemployment Insurance	128,072	119,916	145,892
Vocational Rehabilitation Act of 1973	41,755	46,556	47,943
Work Incentive - Project Access	104	700	---
Work Opportunity Tax Credit	767	750	750
Workforce Investment Act	85,803	80,154	72,643
Workforce Investment Act Title IIID Discretionary Funding	---	4,000	4,000
Various Federal Programs and Accruals	9,587	251	251
	<u>377,225</u>	<u>376,276</u>	<u>401,902</u>
Department of Law and Public Safety:			
Anti Trafficking Task Force	76	600	600
Anti-Gang Initiative	---	700	1,000
Buffer Zone Protection Program	54	1,512	1,512
Bulletproof Vest Partnership	67	850	850
Bureau of Justice State Police Communications Grant	3,170	---	---
Challenge Grant	348	---	---
Chemical Sector Buffer Zone Protection Program	---	5,508	5,508
Child Passenger Protection Education	163	75	50
Child Safety/Child Booster Seats	---	1,250	1,250
Citizen Corps Program	---	478	478
Combating Underage Drinking	548	360	360
Community Emergency Response Team Program	113	---	---
Community Oriented Policing Services (COPS) - In Schools	409	---	---
Convicted Offender In-House (DNA)	---	1,500	1,500
Crime Laboratory Improvement Program-National Institute of Justice	461	---	---
Criminal Justice Victims of Crime Act 9/11 Attack on America	3,466	---	---
Crisis Counseling Immediate Services Program	78	---	---
DNA Capacity Enhancement Program Formula Grant	496	---	500
Domestic Marijuana Eradication Suppression Program	89	89	89
Domestic Preparedness Equipment	29,577	---	---
Domestic Preparedness Training	12,428	---	---
Drunk Driver Prevention	---	2,500	2,500
Edward Byrne Memorial Grant	6,258	---	---
Emergency Management Performance Grant - Non Terrorism	1,175	4,500	4,500
Emergency Services	---	10	10
Enhanced Wireless Communications	---	---	125
Equal Employment Opportunity Commission	453	500	500
Fatality Analysis Reporting System (FARS)	34	---	---
Flood Disaster Relief	2,632	---	---
Flood Mitigation Assistance	43	946	946
Forensic Science Improvement Program	---	1,000	500
Grants To Encourage Arrest Policies and Enforcement of Protection Orders	113	---	---
Hazardous Materials Transportation	869	451	451
Help America Vote Act	---	2,210	---
High Intensity Drug Trafficking Area (HIDTA)	---	50	50
Highway Traffic Safety	3,644	6,500	7,000

**SCHEDULE 2
OTHER REVENUES
(thousands of dollars)**

	-----Fiscal Year Ending June 30-----		
	2006 Actual	2007 Estimated	2008 Estimated
Homeland Security Grant Program	24,321	16,710	16,710
Incident Command	990	833	833
Innovative Seat Belt Use	707	250	100
Internet Crimes Against Children	176	500	500
Justice Assistance Grant (JAG)	8,350	10,500	8,500
Juvenile Accountability Incentive Block Grant (JAIBG)	2,329	1,200	1,200
Juvenile Justice Delinquency Prevention	3,330	2,336	2,338
Medicaid Fraud Unit	2,813	3,429	3,429
Metropolitan Medical Response System	---	465	465
Motorcycle Safety	---	250	250
National Criminal History Program - Office of the Attorney General	1,068	2,000	1,000
National Forensic Science Improvement Act	---	500	---
No Suspect Casework DNA Backlog Reduction Program	---	1,300	1,300
Northeast Hazardous Waste Project-Resource Conservation and Recovery Act	125	250	128
Occupant Protection Grant	1,179	1,500	1,500
Paul Coverdell National Forensic Science Improvement	104	---	---
Port Security Grant Program - Camden	---	2,500	2,500
Port Security Grant Program - New York/New Jersey	---	1,697	1,697
Port Security Grant Program - Paulsboro	---	2,500	2,500
Pre-Disaster Mitigation Grant (Competitive)	---	3,000	2,500
Pre-Disaster Mitigation Grant-FEMA	301	---	---
Prevent Operations of Motor Vehicles by Intoxicated Persons	2,808	500	100
Project Safe Neighborhoods	---	1,060	1,060
Racial Profiling Prevention	---	650	650
Radiological Dispersal Device Protective Measures Program	4,493	---	---
Recreational Boating Safety	752	2,700	2,700
Residential Treatment for Substance Abuse	930	1,600	1,000
Safety Belt Performance Grants	---	3,500	3,500
Safety Incentive Grants	674	750	300
State Traffic Safety Information System	---	1,500	1,500
Title V Funding	74	1,500	1,500
Truth In Sentencing Incentive Grant	2,466	---	---
Urban Area Security Initiative	22,807	34,330	34,330
Victim Assistance Grants	11,297	12,000	12,000
Victim Compensation Award	6,362	7,000	7,000
Victims of Crime Act Compensation for 9/11 Attack	911	---	---
Violence Against Women Act	4,570	4,000	4,000
Various Federal Programs and Accruals	14,068	100	100
	<u>184,769</u>	<u>154,499</u>	<u>147,469</u>
Department of Military and Veterans' Affairs:			
Administrative Services Activities	---	---	55
Antiterrorism Program Manager	---	---	220
Armory Renovations and Improvements	1,290	1,900	2,487
Army Facilities Service Contracts	889	1,600	2,500
Army National Guard Electronic Security System	---	---	300
Army National Guard Statewide Security Agreement	389	500	500
Army National Guard Sustainable Range Program	---	200	100
Army National Guard Transportation	---	125	2
Army Training and Technology Lab	508	500	800
Atlantic City Air Base - Service Contracts	1,316	2,200	2,888
Atlantic City Environmental	23	50	60
Atlantic City Operations and Maintenance	62	65	75
Atlantic City Sustainment, Restoration and Modernization	---	---	550
Brigadier General Doyle Memorial Cemetery Building Project	3,534	12,000	2,000
Combined Logistics Facility	---	22,200	---
Coyle Field Atlantic City	---	---	24
Design and Construction of the Vineland Memorial Veterans' Home	5,551	---	---
Dining Facility Operations	113	700	150
Facilities Support Contract	4,428	6,433	6,500
Federal Distance Learning Program	1	200	150
Fire Fighter/Crash Rescue Service Cooperative Funding Agreement	1,431	1,500	1,650
Hazardous Waste Environmental Protection Program	126	500	325
McGuire AFB Environmental	41	50	60
McGuire Air Force Base - Service Contracts	1,655	2,049	2,080
McGuire Operations and Maintenance	270	70	90
Medicare Part A Receipts for Resident Care and Operational Costs	4,191	5,417	5,767

**SCHEDULE 2
OTHER REVENUES
(thousands of dollars)**

	-----Fiscal Year Ending June 30-----		
	2006	2007	2008
	Actual	Estimated	Estimated
National Guard Communications Agreement	879	880	780
Natural and Cultural Resources Management	---	---	5
New Jersey National Guard Challenge Youth Program	2,477	2,000	2,217
New Jersey National Guard Counter Drug Program Interservice State-Federal	---	12	---
Training and Equipment - Pool Sites	72	250	450
Transitional Housing	271	360	360
Veterans Haven Life Safety Code Rehabilitation - VA grant	96	---	---
Veterans' Education Monitoring	1,002	583	583
Warren Grove Sustainment Restoration and Modernization	---	---	5
Warren Grove/Coyle Field	27	80	40
Various Federal Programs and Accruals	12	55	74
	<u>30,654</u>	<u>62,479</u>	<u>33,847</u>
Department of the Public Advocate:			
Guardianship Program	---	223	223
Department of State:			
Americorps Grants	3,831	5,102	5,045
Gaining Early Awareness and Readiness for Undergraduate Programs (GEAR UP)	3,768	3,500	3,500
Leveraging Educational Assistance Partnership	2,120	2,117	2,117
National Endowment for the Arts Partnership	739	750	750
National Endowment for the Humanities Grant	---	715	715
National Health Service Corps - Student Loan Repayment Program	187	158	300
National Telecommunications Information Agency	---	625	625
Student Loan Administrative Cost Deduction and Allowance	15,968	23,175	25,123
Various Federal Programs and Accruals	-921	---	---
	<u>25,692</u>	<u>36,142</u>	<u>38,175</u>
Department of Transportation:			
Airport Fund	4,094	10,000	10,000
Commercial Drivers' License Program	1,684	3,470	1,500
Commercial Vehicle Information Systems and Networks	---	1,862	920
Highway Planning and Research	17,223	17,300	17,300
Homeland Security	1,145	16,000	16,000
Metropolitan Planning Funds	14,584	12,039	12,039
Motor Carrier Safety Assistance Program	1,414	11,215	12,840
NJ Transportation Planning Assistance	---	3,800	3,800
National Boating Infrastructure Program	1,513	---	---
New Jersey Maritime Program	---	1,600	1,600
Odometer Fraud Grant	---	---	30
Performance and Registration Information Systems Management	---	---	550
Supportive Services Highway Construction Training Program	---	500	500
	<u>41,657</u>	<u>77,786</u>	<u>77,079</u>
Department of the Treasury:			
Diamond Shamrock Oil Overcharge Settlement	---	717	717
Division of Gas Expansion	374	600	600
NJ Partnership for the National Map	47	900	---
State Energy Conservation Program	620	2,602	2,671
Various Federal Programs and Accruals	670	700	200
	<u>1,711</u>	<u>5,519</u>	<u>4,188</u>
Judicial Branch--			
The Judiciary:			
Juvenile Drug Court Grant	219	---	---
Various Federal Programs and Accruals	686	835	1,535
	<u>905</u>	<u>835</u>	<u>1,535</u>
<i>Total Federal</i>	<u>7,810,766</u>	<u>8,555,047</u>	<u>8,522,817</u>
Revolving:			
Legislative Branch--			
Legislature:			
Various Revolving Funds	5	---	---

**SCHEDULE 2
OTHER REVENUES
(thousands of dollars)**

	-----Fiscal Year Ending June 30-----		
	2006 Actual	2007 Estimated	2008 Estimated
Executive Branch--			
Department of Community Affairs:			
Administration and Support Services	473	650	650
Housing Services	---	495	495
Liquid Petroleum Gas Education and Safety Board	194	315	394
Uniform Construction Code	10,839	9,690	9,690
Various Revolving Funds	74	---	---
	<u>11,580</u>	<u>11,150</u>	<u>11,229</u>
Department of Corrections:			
Culinary Arts Vocational Program	98	135	135
Farm Operations	10,636	10,700	10,950
Institutional Care and Treatment	561	499	500
State Use	19,198	20,500	20,700
	<u>30,493</u>	<u>31,834</u>	<u>32,285</u>
Department of Education:			
Administration and Support Services	2,858	3,858	2,246
General Education Development	377	350	350
Professional Development and Licensure	99	199	199
	<u>3,334</u>	<u>4,407</u>	<u>2,795</u>
Department of Environmental Protection:			
Administration and Support Services	85	130	100
Pesticide Control	291	290	290
Publicly-Funded Site Remediation	203	---	---
	<u>579</u>	<u>420</u>	<u>390</u>
Department of Health and Senior Services:			
Administration and Support Services	5,536	5,497	5,747
Laboratory Services	9,753	11,000	11,000
	<u>15,289</u>	<u>16,497</u>	<u>16,747</u>
Department of Human Services:			
Administration and Support Services	975	890	890
Income Maintenance Management	5,855	5,767	5,500
	<u>6,830</u>	<u>6,657</u>	<u>6,390</u>
Department of Labor and Workforce Development:			
Administration and Support Services	1,111	---	---
Planning and Analysis	37	---	---
	<u>1,148</u>	<u>---</u>	<u>---</u>
Department of Law and Public Safety:			
Criminal Justice	14	300	300
State Police Operations	7	553	---
	<u>21</u>	<u>853</u>	<u>300</u>
Department of State:			
Museum Services	482	---	---
Records Management	804	200	200
	<u>1,286</u>	<u>200</u>	<u>200</u>
Department of Transportation:			
Administration and Support Services	535	---	---
Department of the Treasury:			
Adjudication of Administrative Appeals	896	895	895
Automotive Services	25,094	25,957	25,957
Capitol Post Office	1,648	1,648	1,648
Escrow - Construction Management Services	970	---	---
Office of Information Technology	99,398	---	---
Printing Services	2,062	2,324	2,324
Property Management and Construction - Construction Management Services	3,190	4,425	4,425

**SCHEDULE 2
OTHER REVENUES
(thousands of dollars)**

	-----Fiscal Year Ending June 30-----		
	2006 Actual	2007 Estimated	2008 Estimated
Public Information Services	1,430	1,001	1,001
Purchasing and Inventory Management	49,555	48,264	50,920
	<u>184,243</u>	<u>84,514</u>	<u>87,170</u>
<i>Total Revolving</i>	255,343	156,532	157,506
<i>Total Other Revenues General Fund</i>	<u>11,019,043</u>	<u>11,777,615</u>	<u>11,877,426</u>

SPECIAL TRANSPORTATION FUND

General:

County and Other Shared Projects	3,355	---	---
Transportation Trust Fund - Local Highway Facilities	172,610	175,000	175,000
Transportation Trust Fund - Public Transportation Projects	609,242	675,000	675,000
Transportation Trust Fund - State Highway Projects	586,428	750,000	750,000
	<u>1,371,635</u>	<u>1,600,000</u>	<u>1,600,000</u>

Federal:

Federal Highway Administration/Other	672,618	933,880	1,057,000
<i>Total Special Transportation Fund</i>	<u>2,044,253</u>	<u>2,533,880</u>	<u>2,657,000</u>
TOTAL OTHER REVENUES	<u>13,063,296</u>	<u>14,311,495</u>	<u>14,534,426</u>

**SCHEDULE 3
EXPENDITURES BUDGETED
(thousands of dollars)**

	-----Fiscal Year Ending June 30-----		
	2006 Actual	2007 Estimated	2008 Estimated
GENERAL FUND			
Legislative Branch			
Senate	10,791	11,859	11,859
General Assembly	19,218	18,274	18,274
Office of Legislative Services	30,878	29,714	29,272
Legislative Commissions	4,814	6,088	6,088
State Capitol Joint Management Commission	9,451	9,001	9,001
Clean Ocean and Shore Trust Committee	135	144	144
	<u>75,287</u>	<u>75,080</u>	<u>74,638</u>
Executive Branch			
Chief Executive	4,860	5,056	5,056
Department of Agriculture	23,363	25,840	26,090
Department of Banking and Insurance	65,605	70,311	70,311
Department of Children and Families	762,129	1,011,620	1,060,974
Department of Community Affairs	240,455	252,686	176,134
Department of Corrections	1,065,301	1,097,089	1,128,860
Department of Education	717,504	1,395,546	904,378
Department of Environmental Protection	372,518	463,455	432,733
Department of Health and Senior Services	1,312,290	1,570,092	1,362,914
Department of Human Services	4,528,494	4,523,637	4,787,801
Department of Labor and Workforce Development	140,591	119,224	133,925
Department of Law and Public Safety	655,309	569,966	565,088
Department of Military and Veterans' Affairs	91,579	93,150	93,115
Department of Personnel	28,730	22,687	22,437
Department of the Public Advocate	14,211	19,202	19,202
Department of State	1,316,473	1,226,473	1,281,141
Department of Transportation	1,185,654	1,292,404	1,281,912
Department of the Treasury	1,095,119	1,527,543	1,531,898
Miscellaneous Commissions	1,425	1,408	1,444
	<u>13,621,610</u>	<u>15,287,389</u>	<u>14,885,413</u>
Interdepartmental Accounts			
Interdepartmental Services	611,152	684,211	717,882
Employee Benefits	2,114,418	2,410,128	2,527,928
Other Interdepartmental Accounts	111,374	36,107	13,143
Salary Increases and Other Benefits	8,337	10,300	234,192
	<u>2,845,281</u>	<u>3,140,746</u>	<u>3,493,145</u>
Judicial Branch			
The Judiciary	556,607	597,398	594,398
	<u>556,607</u>	<u>597,398</u>	<u>594,398</u>
Total General Fund	<u>17,098,785</u>	<u>19,100,613</u>	<u>19,047,594</u>

**SCHEDULE 3
EXPENDITURES BUDGETED
(thousands of dollars)**

	-----Fiscal Year Ending June 30-----		
	2006	2007	2008
	Actual	Estimated	Estimated
CASINO CONTROL FUND - DIRECT STATE SERVICES			
Department of Law and Public Safety	42,346	44,599	44,599
Department of the Treasury	28,770	29,440	29,440
<i>Total Casino Control Fund - Direct State Services</i>	<i>71,116</i>	<i>74,039</i>	<i>74,039</i>
CASINO REVENUE FUND			
Department of Health and Senior Services	489,523	308,723	300,799
Department of Human Services	142,752	112,844	112,844
Department of Labor and Workforce Development	2,440	2,440	2,440
Department of Law and Public Safety	92	92	92
Department of Transportation	34,352	34,930	36,928
<i>Total Casino Revenue Fund</i>	<i>669,159</i>	<i>459,029</i>	<i>453,103</i>
GUBERNATORIAL ELECTIONS FUND - GRANTS-IN-AID			
Department of Law and Public Safety	1,788	---	---
PROPERTY TAX RELIEF FUND			
Department of Community Affairs	869,003	1,061,472	1,066,372
Department of Education	8,710,449	9,013,803	10,070,837
Department of Environmental Protection	8,661	9,500	9,500
Department of the Treasury	1,346,090	1,341,922	2,570,291
<i>Total Property Tax Relief Fund</i>	<i>10,934,203</i>	<i>11,426,697</i>	<i>13,717,000</i>
GRAND TOTAL EXPENDITURES BUDGETED	28,775,051	31,060,378	33,291,736

**SCHEDULE 4
EXPENDITURES NOT BUDGETED
(thousands of dollars)**

	-----Fiscal Year Ending June 30-----		
	2006 Actual	2007 Estimated	2008 Estimated
GENERAL FUNDS			
Dedicated Funds			
Chief Executive	940	1,100	900
Department of Agriculture	9,905	10,764	10,268
Department of Banking and Insurance	4,394	896	896
Department of Children and Families	31,230	30,036	58,013
Department of Community Affairs	149,558	119,774	119,485
Department of Corrections	24,497	23,718	24,233
Department of Education	22,906	12,819	14,161
Department of Environmental Protection	25,823	67,576	71,591
Department of Health and Senior Services	258,582	266,029	280,381
Department of Human Services	727,660	710,738	707,072
Department of Labor and Workforce Development	156,369	195,531	204,830
Department of Law and Public Safety	210,367	273,719	307,573
Department of Military and Veterans' Affairs	5	2,190	2,420
Department of Personnel	---	3,200	3,200
Department of the Public Advocate	354	1,533	1,533
Department of State	53,970	22,359	23,540
Department of Transportation	305,408	295,703	291,363
Department of the Treasury	902,355	973,468	1,012,921
Interdepartmental Accounts	---	---	3,500
The Judiciary	53,279	54,883	59,223
<i>Total Dedicated Funds</i>	<u>2,937,602</u>	<u>3,066,036</u>	<u>3,197,103</u>
Federal Funds			
Department of Agriculture	250,688	322,190	327,776
Department of Children and Families	330,625	393,534	376,910
Department of Community Affairs	328,990	314,834	317,645
Department of Corrections	7,657	12,023	9,197
Department of Education	809,955	808,360	813,516
Department of Environmental Protection	45,163	208,416	201,815
Department of Health and Senior Services	1,461,176	1,686,320	1,652,402
Department of Human Services	3,792,875	3,970,118	3,980,099
Department of Labor and Workforce Development	422,826	413,735	445,127
Department of Law and Public Safety	131,977	160,887	155,161
Department of Military and Veterans' Affairs	26,052	62,479	33,847
Department of Personnel	281	---	---
Department of the Public Advocate	800	1,150	1,150
Department of State	26,949	36,716	38,749
Department of Transportation	30,965	73,536	71,504
Department of the Treasury	3,533	6,747	5,416
Interdepartmental Accounts	52	---	---
The Judiciary	77,067	84,002	92,503
<i>Total Federal Funds</i>	<u>7,747,631</u>	<u>8,555,047</u>	<u>8,522,817</u>

**SCHEDULE 4
EXPENDITURES NOT BUDGETED
(thousands of dollars)**

	-----Fiscal Year Ending June 30-----		
	2006 Actual	2007 Estimated	2008 Estimated
Revolving Funds			
Legislature	4	---	---
Department of Community Affairs	18,599	11,150	11,229
Department of Corrections	33,407	31,834	32,285
Department of Education	4,536	4,407	2,795
Department of Environmental Protection	596	420	390
Department of Health and Senior Services	16,321	16,497	16,747
Department of Human Services	6,277	6,657	6,390
Department of Labor and Workforce Development	1,579	---	---
Department of Law and Public Safety	7	853	300
Department of State	738	200	200
Department of Transportation	514	---	---
Department of the Treasury	222,672	84,514	87,170
<i>Total Revolving Funds</i>	<u>305,250</u>	<u>156,532</u>	<u>157,506</u>
<i>Total Expenditures General Fund</i>	<u>10,990,483</u>	<u>11,777,615</u>	<u>11,877,426</u>
SPECIAL TRANSPORTATION TRUST FUND			
General	2,129,125	2,533,880	2,657,000
GRAND TOTAL EXPENDITURES NOT BUDGETED	<u>13,119,608</u>	<u>14,311,495</u>	<u>14,534,426</u>