

Camden

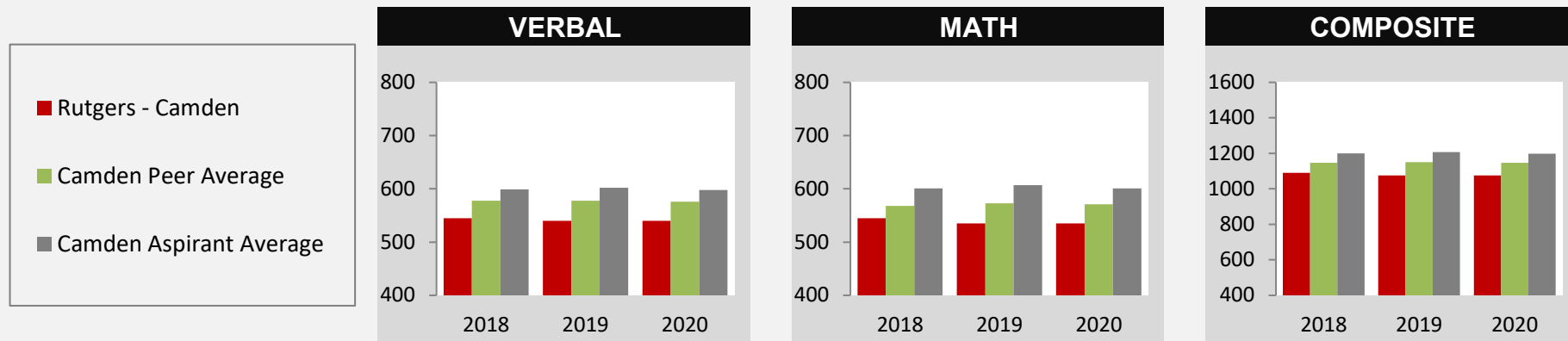
Newark

New Brunswick

[Back to Dashboard Menu](#)

**RUTGERS UNIVERSITY AND PEER INSTITUTIONS
FIRST-TIME DEGREE-SEEKING STUDENTS
ENROLLED STUDENTS
AVERAGE MEDIAN SAT SCORES
FALL 2018 - FALL 2020**

CAMDEN



Camden

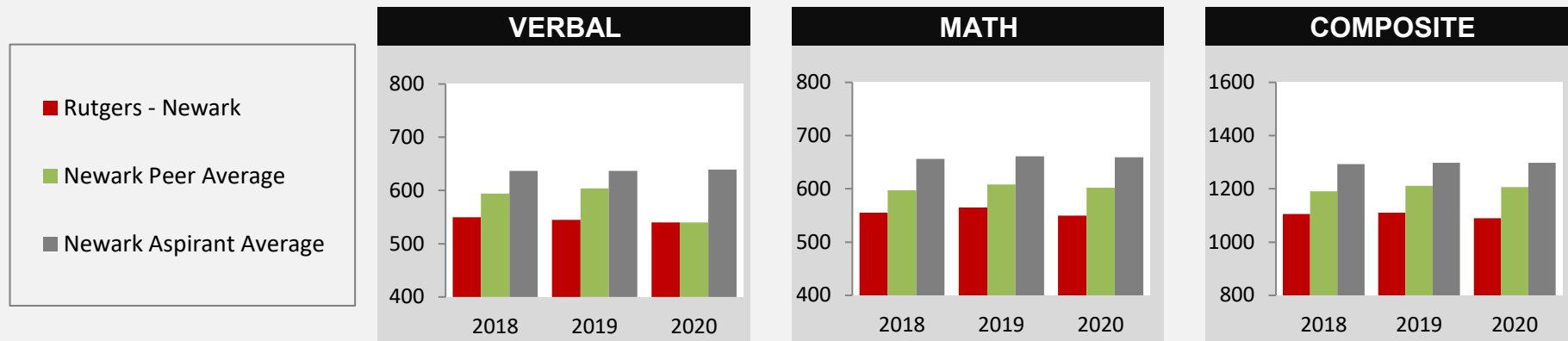
Newark

New Brunswick

[Back to Dashboard Menu](#)

**RUTGERS UNIVERSITY AND PEER INSTITUTIONS
FIRST-TIME DEGREE-SEEKING STUDENTS
ENROLLED STUDENTS
AVERAGE MEDIAN SAT SCORES
FALL 2018 - FALL 2020**

NEWARK



New Brunswick

[Back to Dashboard Menu](#)

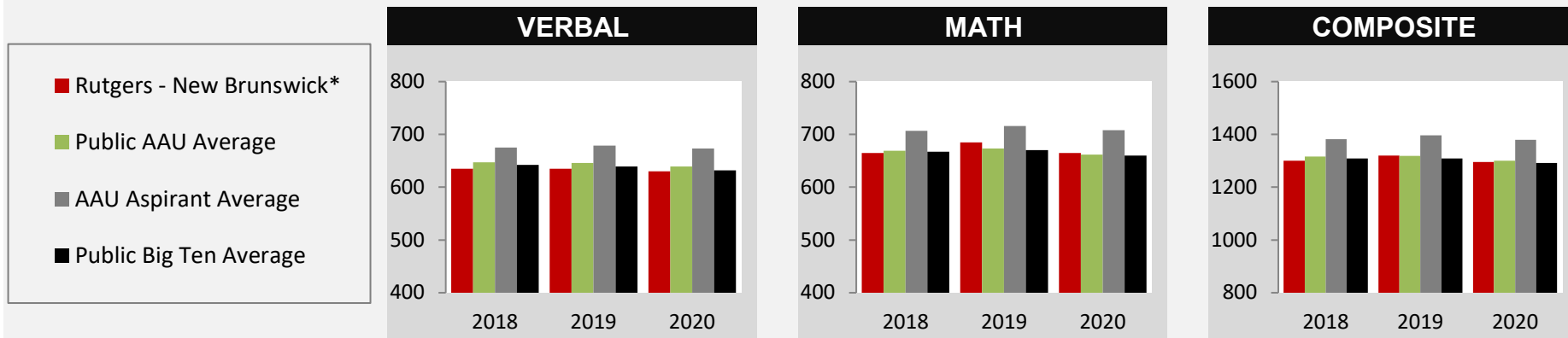
[NB Chancellor](#)

[RBHS Chancellor](#)

[Back](#)

**RUTGERS UNIVERSITY AND PEER INSTITUTIONS
FIRST-TIME DEGREE-SEEKING STUDENTS
ENROLLED STUDENTS
AVERAGE MEDIAN SAT SCORES
FALL 2018 - FALL 2020**

NEW BRUNSWICK



*Includes Rutgers Biomedical and Health Sciences.

Source: Fall Enrollment Survey, Integrated Postsecondary Education Data System (IPEDS)

New Brunswick

[Back to Dashboard Menu](#)

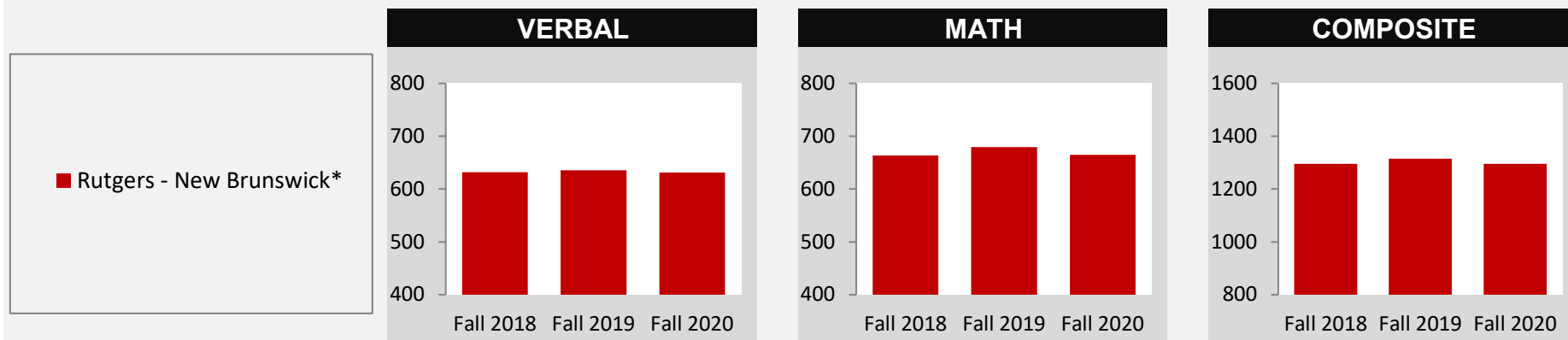
NB Chancellor

RBHS Chancellor

[Back](#)

**RUTGERS UNIVERSITY
FIRST-TIME DEGREE-SEEKING STUDENTS
ENROLLED STUDENTS
AVERAGE SAT SCORES
FALL 2018 - FALL 2020**

NB CHANCELLOR



*Excludes Pharmacy and Nursing.

Source: Fall Enrollment Survey, Integrated Postsecondary Education Data System (IPEDS)

November 2021

New Brunswick

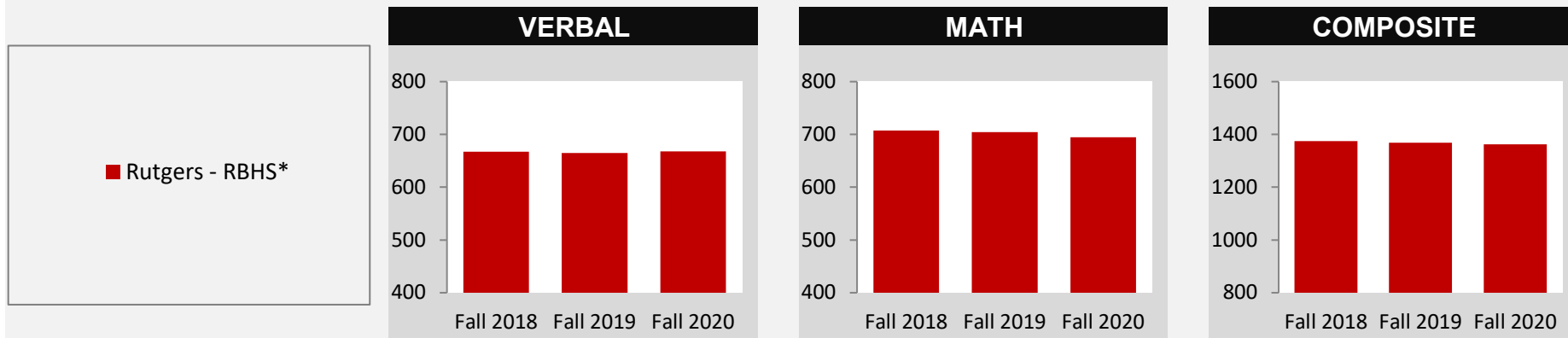
[Back to Dashboard Menu](#)

[NB Chancellor](#)

[RBHS Chancellor](#)

[Back](#)

**RUTGERS UNIVERSITY
FIRST-TIME DEGREE-SEEKING STUDENTS
ENROLLED STUDENTS
AVERAGE SAT SCORES
FALL 2018 - FALL 2020
RBHS CHANCELLOR**



*Includes Pharmacy and Nursing.

Source: Fall Enrollment Survey, Integrated Postsecondary Education Data System (IPEDS)

November 2021